



Match Statistics

Estatísticas da partida / Statistiques du match

Match 13

P3

Match Duration: 1h11

CHN vs PUR
3 0

Spectators: 4,386

Team	Sets	1	2	3	Total
CHN	3	25	25	25	75
PUR	0	20	17	18	55
	Playing Time	22min	22min	21min	1h05

First Referee: KRAFT Heike (GER)


Second Referee: KANG Joo Hee (KOR)

CHN - China

Scoring Spike

Limit
15.00%

Rk	No.	Name	Spikes	Faults	Shots	Total Attempts	Eff. %
1	2	ZHU Ting	16	1	5	22	68.18
2	6	GONG Xiangyu	5	2	7	14	21.43
	9	ZHANG Changning	1	2	7	10	
	1	YUAN Xinyue	6	-	2	8	
	12	HUI Ruoqi	1	3	2	6	
	10	LIU Xiaotong	2	2	1	5	
	11	XU Yunli	3	-	1	4	
	7	WEI Qiuyue	1	-	2	3	
	17	YAN Ni	3	-	-	3	
	3	YANG Fangxu	-	-	-	-	
	15	LIN Li	-	-	-	-	
	16	DING Xia	-	-	-	-	
Team Totals			38	10	27	75	37.33

Scoring Block


Rk	No.	Name	Kill Blocks	Faults	Rebounds	Total Attempts	Avg. by Set
1	2	ZHU Ting	3	-	4	7	1.00
2	1	YUAN Xinyue	1	5	2	8	0.33
2	17	YAN Ni	1	1	1	3	0.33
2	12	HUI Ruoqi	1	1	-	2	0.33
5	7	WEI Qiuyue	-	1	5	6	0.00
5	11	XU Yunli	-	3	2	5	0.00
5	6	GONG Xiangyu	-	1	1	2	0.00
5	9	ZHANG Changning	-	1	-	1	0.00
5	16	DING Xia	-	1	-	1	0.00
	3	YANG Fangxu	-	-	-	-	
	10	LIU Xiaotong	-	-	-	-	
	15	LIN Li	-	-	-	-	
Team Totals			6	14	15	35	2.00

Scoring Service


Rk	No.	Name	Aces	Faults	Serve Hits	Total Attempts	Avg. by Set
1	12	HUI Ruoqi	3	1	10	14	1.00
2	1	YUAN Xinyue	2	1	11	14	0.67
3	11	XU Yunli	1	1	13	15	0.33
3	2	ZHU Ting	1	1	7	9	0.33
5	7	WEI Qiuyue	-	2	5	7	0.00
5	9	ZHANG Changning	-	3	3	6	0.00
5	6	GONG Xiangyu	-	1	4	5	0.00
5	16	DING Xia	-	-	2	2	0.00
5	17	YAN Ni	-	-	1	1	0.00
5	10	LIU Xiaotong	-	1	-	1	0.00
	3	YANG Fangxu	-	-	-	-	
	15	LIN Li	-	-	-	-	
Team Totals			7	11	56	74	2.33

Team
Opponent Errors & Team Faults

24


Match Statistics

Estatísticas da partida / Statistiques du match

Match 13

P3

Match Duration: 1h11

CHN vs PUR
3 0


Spectators: 4,386

Team	Sets	1	2	3	Total
CHN	3	25	25	25	75
PUR	0	20	17	18	55
	Playing Time	22min	22min	21min	1h05

First Referee: KRAFT Heike (GER)

Second Referee: KANG Joo Hee (KOR)

CHN - China

Non-Scoring Dig


Rk	No.	Name	Digs	Faults	Receptions	Total Attempts	Avg. by Set
1	15	LIN Li	4	3	5	12	1.33
2	2	ZHU Ting	3	5	9	17	1.00
3	6	GONG Xiangyu	1	4	4	9	0.33
3	7	WEI Qiuyue	1	-	4	5	0.33
3	9	ZHANG Changning	1	2	2	5	0.33
6	1	YUAN Xinyue	-	1	3	4	0.00
6	12	HUI Ruoqi	-	2	1	3	0.00
6	16	DING Xia	-	-	1	1	0.00
6	17	YAN Ni	-	-	1	1	0.00
6	10	LIU Xiaotong	-	1	-	1	0.00
6	11	XU Yunli	-	1	-	1	0.00
	3	YANG Fangxu	-	-	-	-	-
Team Totals			10	19	30	59	3.33

Non-Scoring Set


Rk	No.	Name	Running Sets	Faults	Still Sets	Total Attempts	Avg. by Set
1	7	WEI Qiuyue	27	-	18	45	9.00
2	16	DING Xia	7	-	5	12	2.33
3	12	HUI Ruoqi	1	-	-	1	0.33
4	15	LIN Li	-	-	2	2	0.00
4	1	YUAN Xinyue	-	-	1	1	0.00
4	6	GONG Xiangyu	-	-	1	1	0.00
4	11	XU Yunli	-	-	1	1	0.00
	2	ZHU Ting	-	-	-	-	-
	3	YANG Fangxu	-	-	-	-	-
	9	ZHANG Changning	-	-	-	-	-
	10	LIU Xiaotong	-	-	-	-	-
	17	YAN Ni	-	-	-	-	-
Team Totals			35	-	28	63	11.67

Non-Scoring Reception

Limit
25.00%

Rk	No.	Name	Excellents	Faults	Serve Receptions	Total Attempts	Succ. %
1	2	ZHU Ting	8	-	12	20	40.00
2	15	LIN Li	3	1	8	12	25.00
	9	ZHANG Changning	3	-	7	10	-
	12	HUI Ruoqi	1	-	2	3	-
	1	YUAN Xinyue	-	-	1	1	-
	3	YANG Fangxu	-	-	-	-	-
	6	GONG Xiangyu	-	-	-	-	-
	7	WEI Qiuyue	-	-	-	-	-
	10	LIU Xiaotong	-	-	-	-	-
	11	XU Yunli	-	-	-	-	-
	16	DING Xia	-	-	-	-	-
	17	YAN Ni	-	-	-	-	-
Team Totals			15	1	30	46	32.61


Match Statistics

Estatísticas da partida / Statistiques du match

Match 13

P3

Match Duration: 1h11

CHN vs PUR
3 0

Spectators: 4,386

Team	Sets	1	2	3	Total
CHN	3	25	25	25	75
PUR	0	20	17	18	55
	Playing Time	22min	22min	21min	1h05

First Referee: KRAFT Heike (GER)


Second Referee: KANG Joo Hee (KOR)

PUR - Puerto Rico

Scoring Spike

Limit
15.00%

Rk	No.	Name	Spikes	Faults	Shots	Total Attempts	Eff. %
1	9	CRUZ Aurea	9	1	9	19	42.11
2	15	SANTANA Daly	5	3	6	14	14.29
3	11	OCASIO Karina	7	6	9	22	4.55
	7	ENRIGHT Stephanie	2	6	2	10	
	18	MORALES Lynda	5	1	3	9	
	16	OQUENDO Alexandra	3	-	3	6	
	6	ROSA Yarimar	2	2	1	5	
	3	MOJICA Vilmarie	-	-	1	1	
	1	SEILHAMER Debora	-	-	-	-	
	2	VENEGAS Shara	-	-	-	-	
	10	REYES Diana	-	-	-	-	
	14	VALENTIN Natalia	-	-	-	-	
Team Totals			33	19	34	86	16.28

Scoring Block


Rk	No.	Name	Kill Blocks	Faults	Rebounds	Total Attempts	Avg. by Set
1	18	MORALES Lynda	3	4	3	10	1.00
2	7	ENRIGHT Stephanie	2	1	-	3	0.67
3	11	OCASIO Karina	1	3	2	6	0.33
3	6	ROSA Yarimar	1	-	1	2	0.33
5	16	OQUENDO Alexandra	-	2	1	3	0.00
5	15	SANTANA Daly	-	-	2	2	0.00
5	3	MOJICA Vilmarie	-	-	1	1	0.00
	1	SEILHAMER Debora	-	-	-	-	
	2	VENEGAS Shara	-	-	-	-	
	9	CRUZ Aurea	-	-	-	-	
	10	REYES Diana	-	-	-	-	
	14	VALENTIN Natalia	-	-	-	-	
Team Totals			7	10	10	27	2.33

Scoring Service


Rk	No.	Name	Aces	Faults	Serve Hits	Total Attempts	Avg. by Set
1	7	ENRIGHT Stephanie	1	1	5	7	0.33
2	3	MOJICA Vilmarie	-	2	9	11	0.00
2	9	CRUZ Aurea	-	1	8	9	0.00
2	16	OQUENDO Alexandra	-	-	8	8	0.00
2	11	OCASIO Karina	-	1	7	8	0.00
2	18	MORALES Lynda	-	1	7	8	0.00
2	15	SANTANA Daly	-	1	3	4	0.00
2	14	VALENTIN Natalia	-	-	1	1	0.00
	1	SEILHAMER Debora	-	-	-	-	
	2	VENEGAS Shara	-	-	-	-	
	6	ROSA Yarimar	-	-	-	-	
	10	REYES Diana	-	-	-	-	
Team Totals			1	7	48	56	0.33

Team
Opponent Errors & Team Faults

14	1
----	---


Match Statistics

Estatísticas da partida / Statistiques du match

Match 13

P3

Match Duration: 1h11

CHN vs PUR
3 vs 0


Spectators: 4,386

Team	Sets	1	2	3	Total
CHN	3	25	25	25	75
PUR	0	20	17	18	55
	Playing Time	22min	22min	21min	1h05

First Referee: KRAFT Heike (GER)

Second Referee: KANG Joo Hee (KOR)

PUR - Puerto Rico

Non-Scoring Dig


Rk	No.	Name	Digs	Faults	Receptions	Total Attempts	Avg. by Set
1	1	SEILHAMER Debora	7	3	2	12	2.33
2	16	OQUENDO Alexandra	3	2	1	6	1.00
3	9	CRUZ Aurea	2	4	5	11	0.67
3	15	SANTANA Daly	2	2	1	5	0.67
5	3	MOJICA Vilmarie	1	3	7	11	0.33
5	18	MORALES Lynda	1	3	2	6	0.33
5	11	OCASIO Karina	1	4	1	6	0.33
5	7	ENRIGHT Stephanie	1	4	-	5	0.33
5	6	ROSA Yarimar	1	1	2	4	0.33
10	14	VALENTIN Natalia	-	2	1	3	0.00
10	2	VENEGAS Shara	-	-	2	2	0.00
10	10	REYES Diana	-	-	-	-	-
Team Totals			19	28	24	71	6.33

Non-Scoring Set


Rk	No.	Name	Running Sets	Faults	Still Sets	Total Attempts	Avg. by Set
1	3	MOJICA Vilmarie	24	2	27	53	8.00
2	14	VALENTIN Natalia	4	1	12	17	1.33
3	1	SEILHAMER Debora	1	-	1	2	0.33
3	7	ENRIGHT Stephanie	1	-	-	1	0.33
5	2	VENEGAS Shara	-	-	1	1	0.00
	6	ROSA Yarimar	-	-	-	-	-
	9	CRUZ Aurea	-	-	-	-	-
	10	REYES Diana	-	-	-	-	-
	11	OCASIO Karina	-	-	-	-	-
	15	SANTANA Daly	-	-	-	-	-
	16	OQUENDO Alexandra	-	-	-	-	-
	18	MORALES Lynda	-	-	-	-	-
Team Totals			30	3	41	74	10.00

Non-Scoring Reception

Limit 25.00%

Rk	No.	Name	Excellents	Faults	Serve Receptions	Total Attempts	Succ. %
1	7	ENRIGHT Stephanie	8	-	11	19	42.11
	9	CRUZ Aurea	8	1	5	14	
	15	SANTANA Daly	6	3	4	13	
	1	SEILHAMER Debora	4	2	1	7	
	2	VENEGAS Shara	1	-	3	4	
	11	OCASIO Karina	-	1	-	1	
	3	MOJICA Vilmarie	-	-	-	-	
	6	ROSA Yarimar	-	-	-	-	
	10	REYES Diana	-	-	-	-	
	14	VALENTIN Natalia	-	-	-	-	
	16	OQUENDO Alexandra	-	-	-	-	
	18	MORALES Lynda	-	-	-	-	
Team Totals			27	7	24	58	46.55

Legend:	Avg.	Eff. %	No.	Rk	Succ. %
	Average	Efficiency	Shirt Number	Rank	Success %