



P-3 VOLLEYBALL • Match players ranking

2009 FIVB Women's Junior World Championship
Pool H - Round 2 / Places 9-16



Match: 28 **Date:** 20.07.2009 **Spectators:** 482
City: Tijuana
Hall: Gimnasio Centro de Alto Rendimiento BC
Match duration: **Start:** 16:07 **End:** 18:12 **Total:** 2:05

Teams	Sets	1	2	3	4	5	Total
USA	2	25	16	13	25	10	89
CZE	3	20	25	25	21	15	106
Set duration		0:26	0:24	0:21	0:27	0:15	1:53



USA • USA



Spike

Succ. %
Limit: 15.00%

Rk	No	Name	Spikes	Faults	Shots	Total Attempts	Note
1	10	Olgard Alexis	14	6	11	31	45.16
2	7	Hunt Alexandra	5	4	20	29	17.24
-	6	Frederick Lilla	7	4	10	21	
-	5	Dowdy Amanda	5	5	9	19	
-	9	Shaw Sara	4	5	9	18	
-	11	Spelman Hayley	5	3	7	15	
-	1	Bateman Kendall	2	1	3	6	
-	3	Broekhuis Morgan	2	1	2	5	
-	4	Cook Karissa	1	-	1	2	
-	8	McCord Ashleigh	-	-	2	2	
-	2	Black Kelsey	-	-	-	-	
-	12	Woolridge Mallory	-	-	-	-	
Others			-	-	-	-	
Total Team			45	29	74	148	30.41



Block

Avg. by set

Rk	No	Name	Kill Blocks	Faults	Rebounds	Total Attempts	Note
1	10	Olgard Alexis	4	3	11	18	0.80
2	5	Dowdy Amanda	2	2	4	8	0.40
3	3	Broekhuis Morgan	1	-	1	2	0.20
3	6	Frederick Lilla	1	-	4	5	0.20
3	9	Shaw Sara	1	-	3	4	0.20
-	4	Cook Karissa	-	-	2	2	
-	8	McCord Ashleigh	-	-	-	-	
-	12	Woolridge Mallory	-	-	-	-	
-	7	Hunt Alexandra	-	1	6	7	
-	1	Bateman Kendall	-	1	2	3	
-	2	Black Kelsey	-	1	-	1	
-	11	Spelman Hayley	-	1	-	1	
Others			-	-	-	-	
Total Team			9	9	33	51	1.80





P-3 VOLLEYBALL • Match players ranking

2009 FIVB Women's Junior World Championship
Pool H - Round 2 / Places 9-16




Match: 28 **Date:** 20.07.2009 **Spectators:** 482
City: Tijuana
Hall: Gimnasio Centro de Alto Rendimiento BC
Match duration: **Start:** 16:07 **End:** 18:12 **Total:** 2:05

Teams	Sets	1	2	3	4	5	Total
USA	2	25	16	13	25	10	89
CZE	3	20	25	25	21	15	106
Set duration		0:26	0:24	0:21	0:27	0:15	1:53



USA • USA




Serve

Avg. by set

Rk	No	Name	Aces	Faults	Serve Hits	Total Attempts	Note
1	10	Olgard Alexis	1	2	10	13	0.20
1	5	Dowdy Amanda	1	3	14	18	0.20
1	7	Hunt Alexandra	1	4	7	12	0.20
-	1	Bateman Kendall	-	-	15	15	
-	2	Black Kelsey	-	-	-	-	
-	6	Frederick Lilla	-	-	9	9	
-	8	McCord Ashleigh	-	-	1	1	
-	9	Shaw Sara	-	-	5	5	
-	12	Woolridge Mallory	-	-	1	1	
-	3	Broekhuis Morgan	-	1	3	4	
-	11	Spelman Hayley	-	3	6	9	
-	4	Cook Karissa	-	1	1	2	
Others			-	-	-	-	
Total Team			3	14	72	89	0.60

Team

Opponent errors & Team faults	32	5		37	
-------------------------------	----	---	--	----	--



Dig

Avg. by set

Rk	No	Name	Digs	Faults	Receptions	Total Attempts	Note
1	2	Black Kelsey	5	8	10	23	1.00
2	7	Hunt Alexandra	3	2	7	12	0.60
2	9	Shaw Sara	3	3	4	10	0.60
2	6	Frederick Lilla	3	8	8	19	0.60
5	5	Dowdy Amanda	1	-	5	6	0.20
5	11	Spelman Hayley	1	2	6	9	0.20
-	8	McCord Ashleigh	-	-	-	-	
-	12	Woolridge Mallory	-	-	-	-	
-	3	Broekhuis Morgan	-	2	9	11	
-	1	Bateman Kendall	-	6	10	16	
-	10	Olgard Alexis	-	4	1	5	
-	4	Cook Karissa	-	1	-	1	
Others			-	-	-	-	
Total Team			16	36	60	112	3.20





P-3 VOLLEYBALL • Match players ranking



2009 FIVB Women's Junior World Championship
Pool H - Round 2 / Places 9-16

Match: 28 **Date:** 20.07.2009 **Spectators:** 482
City: Tijuana
Hall: Gimnasio Centro de Alto Rendimiento BC
Match duration: **Start:** 16:07 **End:** 18:12 **Total:** 2:05

Teams	Sets	1	2	3	4	5	Total
USA	2	25	16	13	25	10	89
CZE	3	20	25	25	21	15	106
Set duration		0:26	0:24	0:21	0:27	0:15	1:53



USA • USA



Set

Avg. by set

Rk	No	Name	Running Sets	Faults	Still Sets	Total Attempts	Note
1	1	Bateman Kendall	34	5	68	107	6.80
2	4	Cook Karissa	5	2	11	18	1.00
3	11	Spelman Hayley	2	-	2	4	0.40
4	7	Hunt Alexandra	1	-	1	2	0.20
-	2	Black Kelsey	-	-	12	12	
-	3	Broekhuis Morgan	-	-	-	-	
-	5	Dowdy Amanda	-	-	1	1	
-	6	Frederick Lilla	-	-	1	1	
-	8	McCord Ashleigh	-	-	-	-	
-	9	Shaw Sara	-	-	2	2	
-	10	Olgard Alexis	-	-	-	-	
-	12	Woolridge Mallory	-	-	-	-	
Others			-	-	-	-	
Total Team			42	7	98	147	8.40



Reception

Eff. %
Limit: 25.00%

Rk	No	Name	Excellents	Faults	Serve Receptions	Total Attempts	Note
1	2	Black Kelsey	25	3	19	47	46.81
-	7	Hunt Alexandra	11	1	10	22	
-	6	Frederick Lilla	9	2	4	15	
-	9	Shaw Sara	5	-	7	12	
-	5	Dowdy Amanda	1	-	2	3	
-	12	Woolridge Mallory	-	-	1	1	
-	1	Bateman Kendall	-	-	-	-	
-	3	Broekhuis Morgan	-	-	-	-	
-	4	Cook Karissa	-	-	-	-	
-	8	McCord Ashleigh	-	-	-	-	
-	10	Olgard Alexis	-	-	-	-	
-	11	Spelman Hayley	-	-	-	-	
Others			-	-	-	-	
Total Team			51	6	43	100	45.00





P-3 VOLLEYBALL • Match players ranking

2009 FIVB Women's Junior World Championship
Pool H - Round 2 / Places 9-16



Match: 28 **Date:** 20.07.2009 **Spectators:** 482
City: Tijuana
Hall: Gimnasio Centro de Alto Rendimiento BC
Match duration: **Start:** 16:07 **End:** 18:12 **Total:** 2:05

Teams	Sets	1	2	3	4	5	Total
USA	2	25	16	13	25	10	89
CZE	3	20	25	25	21	15	106
Set duration		0:26	0:24	0:21	0:27	0:15	1:53




CZE • Czech Republic



Spike

Succ. %
Limit: 15.00%

Rk	No	Name	Spikes	Faults	Shots	Total Attempts	Note
1	11	Vanzurova Tereza	18	5	18	41	43.90
2	4	Kvapilova Michala	6	5	28	39	15.38
-	14	Melicharkova Sarka	8	2	9	19	
-	15	Vincourova Pavla	4	1	6	11	
-	5	Svobodnikova Ivona	3	2	6	11	
-	18	Rozkydalkova Pavla	-	3	3	6	
-	12	Honkova Alena	1	-	3	4	
-	7	Durianova Michaela	-	-	2	2	
-	13	Stankova Romana	-	-	2	2	
-	3	Preslova Blanka	-	-	1	1	
-	10	Zoulova Kristyna	-	1	-	1	
-	2	Vesela Lucie	-	-	-	-	
Others			-	-	-	-	
Total Team			40	19	78	137	29.20



Block

Avg. by set

Rk	No	Name	Kill Blocks	Faults	Rebounds	Total Attempts	Note
1	12	Honkova Alena	4	5	10	19	0.80
2	4	Kvapilova Michala	2	2	5	9	0.40
2	5	Svobodnikova Ivona	2	4	8	14	0.40
4	11	Vanzurova Tereza	1	2	7	10	0.20
4	15	Vincourova Pavla	1	3	9	13	0.20
-	2	Vesela Lucie	-	-	-	-	
-	3	Preslova Blanka	-	-	-	-	
-	7	Durianova Michaela	-	-	-	-	
-	10	Zoulova Kristyna	-	-	-	-	
-	14	Melicharkova Sarka	-	-	-	-	
-	18	Rozkydalkova Pavla	-	-	-	-	
-	13	Stankova Romana	-	1	-	1	
Others			-	-	-	-	
Total Team			10	17	39	66	2.00





P-3 VOLLEYBALL • Match players ranking

2009 FIVB Women's Junior World Championship
Pool H - Round 2 / Places 9-16



Match: 28 **Date:** 20.07.2009 **Spectators:** 482
City: Tijuana
Hall: Gimnasio Centro de Alto Rendimiento BC
Match duration: **Start:** 16:07 **End:** 18:12 **Total:** 2:05

Teams	Sets	1	2	3	4	5	Total
USA	2	25	16	13	25	10	89
CZE	3	20	25	25	21	15	106
Set duration		0:26	0:24	0:21	0:27	0:15	1:53



CZE • Czech Republic

Rk	No	Name	Aces	Faults	Serve Hits	Total Attempts	Note
1	11	Vanzurova Tereza	2	1	17	20	0.40
2	4	Kvapilova Michala	1	-	11	12	0.20
2	12	Honkova Alena	1	1	13	15	0.20
2	15	Vincourova Pavla	1	2	10	13	0.20
-	2	Vesela Lucie	-	-	-	-	
-	3	Preslova Blanka	-	-	2	2	
-	5	Svobodnikova Ivona	-	-	17	17	
-	7	Durianova Michaela	-	-	-	-	
-	10	Zoulova Kristyna	-	-	-	-	
-	13	Stankova Romana	-	-	2	2	
-	14	Melicharkova Sarka	-	-	24	24	
-	18	Rozkydalkova Pavla	-	-	1	1	
Others			-	-	-	-	
Total Team			5	4	97	106	1.00



Serve

Avg. by set

Team	Opponent errors & Team faults	51	4		55	
------	-------------------------------	----	---	--	----	--

Rk	No	Name	Digs	Faults	Receptions	Total Attempts	Note
1	10	Zoulova Kristyna	9	8	14	31	1.80
2	4	Kvapilova Michala	3	5	5	13	0.60
3	5	Svobodnikova Ivona	2	1	7	10	0.40
3	11	Vanzurova Tereza	2	8	8	18	0.40
5	3	Preslova Blanka	1	-	2	3	0.20
5	15	Vincourova Pavla	1	4	9	14	0.20
5	14	Melicharkova Sarka	1	9	7	17	0.20
-	2	Vesela Lucie	-	-	-	-	
-	7	Durianova Michaela	-	-	-	-	
-	12	Honkova Alena	-	-	2	2	
-	13	Stankova Romana	-	-	1	1	
-	18	Rozkydalkova Pavla	-	1	2	3	
Others			-	-	-	-	
Total Team			19	36	57	112	3.80



Dig

Avg. by set





P-3 VOLLEYBALL • Match players ranking

2009 FIVB Women's Junior World Championship
Pool H - Round 2 / Places 9-16



Match: 28 **Date:** 20.07.2009 **Spectators:** 482
City: Tijuana
Hall: Gimnasio Centro de Alto Rendimiento BC
Match duration: **Start:** 16:07 **End:** 18:12 **Total:** 2:05

Teams	Sets	1	2	3	4	5	Total
USA	2	25	16	13	25	10	89
CZE	3	20	25	25	21	15	106
Set duration		0:26	0:24	0:21	0:27	0:15	1:53



CZE • Czech Republic



Set

Avg. by set

Rk	No	Name	Running Sets	Faults	Still Sets	Total Attempts	Note
1	15	Vincourova Pavla	23	5	57	85	4.60
2	3	Preslova Blanka	3	1	11	15	0.60
3	11	Vanzurova Tereza	1	-	6	7	0.20
-	2	Vesela Lucie	-	-	-	-	
-	4	Kvapilova Michala	-	-	4	4	
-	5	Svobodnikova Ivona	-	-	4	4	
-	7	Durianova Michaela	-	-	1	1	
-	12	Honkova Alena	-	-	8	8	
-	13	Stankova Romana	-	-	1	1	
-	14	Melicharkova Sarka	-	-	3	3	
-	18	Rozkydalkova Pavla	-	-	-	-	
-	10	Zoulova Kristyna	-	1	4	5	
Others			-	-	-	-	
Total Team			27	7	99	133	5.40



Reception

Eff. %
Limit: 25.00%

Rk	No	Name	Excellents	Faults	Serve Receptions	Total Attempts	Note
1	14	Melicharkova Sarka	13	1	21	35	34.29
2	4	Kvapilova Michala	6	1	12	19	26.32
-	10	Zoulova Kristyna	9	-	9	18	
-	13	Stankova Romana	-	-	2	2	
-	15	Vincourova Pavla	-	-	1	1	
-	18	Rozkydalkova Pavla	1	-	-	1	
-	2	Vesela Lucie	-	-	-	-	
-	3	Preslova Blanka	-	-	-	-	
-	5	Svobodnikova Ivona	-	-	-	-	
-	7	Durianova Michaela	-	-	-	-	
-	11	Vanzurova Tereza	-	-	-	-	
-	12	Honkova Alena	-	-	-	-	
Others			-	-	-	-	
Total Team			29	2	45	76	35.53

