




# P-3 VOLLEYBALL • Match players ranking




2011 FIVB World Grand Prix  
Finals (Places 1-2)

**Match:** 90 **Date:** 28.08.2011 **Spectators:** 4'580  
**City:** Macau  
**Hall:** Macau East Asian Games Dome  
**Match duration:** **Start:** 15:40 **End:** 17:12 **Total:** 1:32

Teams	Sets	1	2	3	4	5	Total
<b>USA</b>	<b>3</b>	26	25	25			76
<b>BRA</b>	<b>0</b>	24	20	21			65
<b>Set duration</b>		0:31	0:27	0:28			1:26




USA • USA



**Spike**

Succ. %  
Limit: 15.00%

Rk	No	Name	Spikes	Faults	Shots	Total Attempts	Note
1	19	Hooker Destinee	15	3	18	36	41.67
2	15	Tom Logan	12	2	17	31	38.71
3	11	Larson Jordan	10	2	18	30	33.33
-	16	Akinradewo Foluke	6	2	9	17	
-	7	Bown Heather	3	-	1	4	
-	10	Glass Kimberly	-	-	1	1	
-	4	Berg Lindsey	-	-	-	-	
-	5	Miyashiro Tamari	-	-	-	-	
-	6	Davis Nicole	-	-	-	-	
-	8	Glass Alisha	-	-	-	-	
-	9	Tamas Jennifer	-	-	-	-	
-	18	Hodge Megan	-	-	-	-	
<b>Others</b>			-	-	-	-	
<b>Total Team</b>			46	9	64	119	38.66



**Block**

Avg. by set

Rk	No	Name	Kill Blocks	Faults	Rebounds	Total Attempts	Note
1	7	Bown Heather	3	3	5	11	1.00
2	15	Tom Logan	1	-	6	7	0.33
2	4	Berg Lindsey	1	1	6	8	0.33
2	11	Larson Jordan	1	3	10	14	0.33
2	19	Hooker Destinee	1	2	5	8	0.33
2	16	Akinradewo Foluke	1	5	4	10	0.33
-	5	Miyashiro Tamari	-	-	-	-	
-	6	Davis Nicole	-	-	-	-	
-	8	Glass Alisha	-	-	1	1	
-	9	Tamas Jennifer	-	-	-	-	
-	10	Glass Kimberly	-	-	-	-	
-	18	Hodge Megan	-	-	-	-	
<b>Others</b>			-	-	-	-	
<b>Total Team</b>			8	14	37	59	2.67






# P-3 VOLLEYBALL • Match players ranking




2011 FIVB World Grand Prix  
Finals (Places 1-2)

**Match:** 90 **Date:** 28.08.2011 **Spectators:** 4'580  
**City:** Macau  
**Hall:** Macau East Asian Games Dome  
**Match duration:** **Start:** 15:40 **End:** 17:12 **Total:** 1:32

Teams	Sets	1	2	3	4	5	Total
<b>USA</b>	<b>3</b>	26	25	25			76
<b>BRA</b>	<b>0</b>	24	20	21			65
<b>Set duration</b>		0:31	0:27	0:28			1:26



USA • USA



**Serve**

Avg. by set

Rk	No	Name	Aces	Faults	Serve Hits	Total Attempts	Note
1	7	Bown Heather	1	-	9	10	0.33
1	15	Tom Logan	1	4	14	19	0.33
-	4	Berg Lindsey	-	-	9	9	
-	5	Miyashiro Tamari	-	-	-	-	
-	6	Davis Nicole	-	-	-	-	
-	8	Glass Alisha	-	-	-	-	
-	9	Tamas Jennifer	-	-	-	-	
-	10	Glass Kimberly	-	-	3	3	
-	16	Akinradewo Foluke	-	-	11	11	
-	18	Hodge Megan	-	-	-	-	
-	11	Larson Jordan	-	2	14	16	
-	19	Hooker Destinee	-	3	3	6	
<b>Others</b>			-	-	-	-	
<b>Total Team</b>			2	9	63	74	0.67

**Team**

Opponent errors & Team faults	20	9		29	
-------------------------------	----	---	--	----	--



**Dig**

Avg. by set

Rk	No	Name	Digs	Faults	Receptions	Total Attempts	Note
1	15	Tom Logan	2	3	17	22	0.67
1	11	Larson Jordan	2	3	14	19	0.67
3	19	Hooker Destinee	1	1	9	11	0.33
3	6	Davis Nicole	1	6	13	20	0.33
-	5	Miyashiro Tamari	-	-	-	-	
-	7	Bown Heather	-	-	3	3	
-	8	Glass Alisha	-	-	-	-	
-	9	Tamas Jennifer	-	-	-	-	
-	10	Glass Kimberly	-	-	-	-	
-	18	Hodge Megan	-	-	-	-	
-	4	Berg Lindsey	-	4	18	22	
-	16	Akinradewo Foluke	-	1	4	5	
<b>Others</b>			-	-	-	-	
<b>Total Team</b>			6	18	78	102	2.00






# P-3 VOLLEYBALL • Match players ranking




2011 FIVB World Grand Prix  
Finals (Places 1-2)

Match: 90 Date: 28.08.2011 Spectators: 4'580  
City: Macau  
Hall: Macau East Asian Games Dome  
Match duration: Start: 15:40 End: 17:12 Total: 1:32

Teams	Sets	1	2	3	4	5	Total
USA	3	26	25	25			76
BRA	0	24	20	21			65
Set duration		0:31	0:27	0:28			1:26



## USA • USA



**Set**

Avg. by set

Rk	No	Name	Running Sets	Faults	Still Sets	Total Attempts	Note
1	4	Berg Lindsey	19	1	66	86	6.33
2	15	Tom Logan	2	1	6	9	0.67
3	11	Larson Jordan	1	-	5	6	0.33
3	16	Akinradewo Foluke	1	-	3	4	0.33
-	5	Miyashiro Tamari	-	-	-	-	
-	6	Davis Nicole	-	-	6	6	
-	7	Bown Heather	-	-	2	2	
-	8	Glass Alisha	-	-	2	2	
-	9	Tamas Jennifer	-	-	-	-	
-	10	Glass Kimberly	-	-	-	-	
-	18	Hodge Megan	-	-	-	-	
-	19	Hooker Destinee	-	-	1	1	
Others			-	-	-	-	
<b>Total Team</b>			23	2	91	116	7.67



**Reception**

Eff. %  
Limit: 25.00%

Rk	No	Name	Excellents	Faults	Serve Receptions	Total Attempts	Note
1	6	Davis Nicole	16	2	17	35	40.00
-	11	Larson Jordan	2	1	11	14	
-	15	Tom Logan	4	1	4	9	
-	4	Berg Lindsey	-	-	-	-	
-	5	Miyashiro Tamari	-	-	-	-	
-	7	Bown Heather	-	-	-	-	
-	8	Glass Alisha	-	-	-	-	
-	9	Tamas Jennifer	-	-	-	-	
-	10	Glass Kimberly	-	-	-	-	
-	16	Akinradewo Foluke	-	-	-	-	
-	18	Hodge Megan	-	-	-	-	
-	19	Hooker Destinee	-	-	-	-	
Others			-	-	-	-	
<b>Total Team</b>			22	4	32	58	31.03





# P-3 VOLLEYBALL • Match players ranking



2011 FIVB World Grand Prix  
Finals (Places 1-2)

**Match:** 90 **Date:** 28.08.2011 **Spectators:** 4'580  
**City:** Macau  
**Hall:** Macau East Asian Games Dome  
**Match duration:** **Start:** 15:40 **End:** 17:12 **Total:** 1:32

Teams	Sets	1	2	3	4	5	Total
<b>USA</b>	<b>3</b>	26	25	25			76
<b>BRA</b>	<b>0</b>	24	20	21			65
<b>Set duration</b>		0:31	0:27	0:28			1:26



## BRA • Brazil



**Spike**

Succ. %  
Limit: 15.00%

Rk	No	Name	Spikes	Faults	Shots	Total Attempts	Note
1	12	Pereira Natalia	11	3	12	26	42.31
2	16	Rodrigues Fernanda	7	3	16	26	26.92
3	13	Castro Sheilla	8	4	20	32	25.00
-	6	Menezes Thaisa	7	1	7	15	
-	1	Claudino Fabiana	3	2	6	11	
-	19	Caixeta Tandara	1	-	2	3	
-	3	Lins Danielle	-	-	1	1	
-	2	Silva Juciely Cristina	-	-	-	-	
-	5	Silva Adenizia	-	-	-	-	
-	10	Gonzaga Welissa	-	-	-	-	
-	14	de Oliveira Fabiana	-	-	-	-	
-	17	de Souza Josefa Fabiola	-	-	-	-	
<b>Others</b>			-	-	-	-	
<b>Total Team</b>			37	13	64	114	32.46



**Block**

Avg. by set

Rk	No	Name	Kill Blocks	Faults	Rebounds	Total Attempts	Note
1	19	Caixeta Tandara	1	-	-	1	0.33
1	6	Menezes Thaisa	1	2	4	7	0.33
-	2	Silva Juciely Cristina	-	-	-	-	
-	3	Lins Danielle	-	-	4	4	
-	5	Silva Adenizia	-	-	-	-	
-	10	Gonzaga Welissa	-	-	-	-	
-	13	Castro Sheilla	-	-	4	4	
-	14	de Oliveira Fabiana	-	-	-	-	
-	17	de Souza Josefa Fabiola	-	-	-	-	
-	16	Rodrigues Fernanda	-	2	13	15	
-	12	Pereira Natalia	-	3	8	11	
-	1	Claudino Fabiana	-	8	11	19	
<b>Others</b>			-	-	-	-	
<b>Total Team</b>			2	15	44	61	0.67



2011 FIVB World Grand Prix  
Finals (Places 1-2)

**Match:** 90 **Date:** 28.08.2011 **Spectators:** 4'580  
**City:** Macau  
**Hall:** Macau East Asian Games Dome  
**Match duration:** **Start:** 15:40 **End:** 17:12 **Total:** 1:32

Teams	Sets	1	2	3	4	5	Total
USA	3	26	25	25			76
BRA	0	24	20	21			65
Set duration		0:31	0:27	0:28			1:26



## BRA • Brazil

Rk	No	Name	Aces	Faults	Serve Hits	Total Attempts	Note
1	13	Castro Sheilla	2	1	7	10	0.67
2	6	Menezes Thaisa	1	2	8	11	0.33
2	16	Rodrigues Fernanda	1	2	7	10	0.33
-	2	Silva Juciely Cristina	-	-	-	-	
-	5	Silva Adenizia	-	-	-	-	
-	10	Gonzaga Welissa	-	-	3	3	
-	14	de Oliveira Fabiana	-	-	-	-	
-	17	de Souza Josefa Fabiola	-	-	2	2	
-	19	Caixeta Tandara	-	-	-	-	
-	3	Lins Danielle	-	1	10	11	
-	1	Claudino Fabiana	-	1	9	10	
-	12	Pereira Natalia	-	2	8	10	
<b>Others</b>			-	-	-	-	
<b>Total Team</b>			4	9	54	67	1.33

**Serve**

Avg. by set

Team	Opponent errors & Team faults	Aces	Faults	Serve Hits	Total Attempts	Note
		22	16		38	

Rk	No	Name	Digs	Faults	Receptions	Total Attempts	Note
1	14	de Oliveira Fabiana	5	2	10	17	1.67
2	13	Castro Sheilla	4	1	8	13	1.33
3	12	Pereira Natalia	3	4	10	17	1.00
4	16	Rodrigues Fernanda	2	1	12	15	0.67
5	6	Menezes Thaisa	1	2	2	5	0.33
-	2	Silva Juciely Cristina	-	-	-	-	
-	5	Silva Adenizia	-	-	-	-	
-	3	Lins Danielle	-	4	11	15	
-	1	Claudino Fabiana	-	1	2	3	
-	17	de Souza Josefa Fabiola	-	1	1	2	
-	10	Gonzaga Welissa	-	3	2	5	
-	19	Caixeta Tandara	-	1	-	1	
<b>Others</b>			-	-	-	-	
<b>Total Team</b>			15	20	58	93	5.00

**Dig**

Avg. by set





# P-3 VOLLEYBALL • Match players ranking



2011 FIVB World Grand Prix  
Finals (Places 1-2)

**Match:** 90 **Date:** 28.08.2011 **Spectators:** 4'580  
**City:** Macau  
**Hall:** Macau East Asian Games Dome  
**Match duration:** **Start:** 15:40 **End:** 17:12 **Total:** 1:32

Teams	Sets	1	2	3	4	5	Total
USA	3	26	25	25			76
BRA	0	24	20	21			65
Set duration		0:31	0:27	0:28			1:26




## BRA • Brazil



**Set**

Avg. by set

Rk	No	Name	Running Sets	Faults	Still Sets	Total Attempts	Note
1	3	Lins Danielle	42	-	50	92	14.00
2	17	de Souza Josefa Fabiola	5	-	2	7	1.67
3	1	Claudino Fabiana	1	-	-	1	0.33
-	2	Silva Juciely Cristina	-	-	-	-	
-	5	Silva Adenizia	-	-	-	-	
-	6	Menezes Thaisa	-	-	2	2	
-	10	Gonzaga Welissa	-	-	-	-	
-	12	Pereira Natalia	-	-	-	-	
-	13	Castro Sheilla	-	-	2	2	
-	14	de Oliveira Fabiana	-	-	6	6	
-	16	Rodrigues Fernanda	-	-	1	1	
-	19	Caixeta Tandara	-	-	-	-	
<b>Others</b>			-	-	-	-	
<b>Total Team</b>			48	-	63	111	16.00



**Reception**

Eff. %  
Limit: 25.00%

Rk	No	Name	Excellents	Faults	Serve Receptions	Total Attempts	Note
1	16	Rodrigues Fernanda	10	-	12	22	45.45
2	14	de Oliveira Fabiana	11	1	12	24	41.67
3	12	Pereira Natalia	3	1	13	17	11.76
-	10	Gonzaga Welissa	1	-	-	1	
-	1	Claudino Fabiana	-	-	-	-	
-	2	Silva Juciely Cristina	-	-	-	-	
-	5	Silva Adenizia	-	-	-	-	
-	6	Menezes Thaisa	-	-	-	-	
-	13	Castro Sheilla	-	-	-	-	
-	17	de Souza Josefa Fabiola	-	-	-	-	
-	19	Caixeta Tandara	-	-	-	-	
-	3	Lins Danielle	-	1	-	1	
<b>Others</b>			-	-	-	-	
<b>Total Team</b>			25	3	37	65	33.85

