




P-3 VOLLEYBALL • Match players ranking

2009 FIVB World Grand Prix
Pool G - Hong Kong, CHN


FIVB
www.fivb.org

Match: 40 **Date:** 15.08.2009 **Spectators:** 8'906
City: Hong Kong
Hall: Hong Kong Coliseum
Match duration: **Start:** 15:52 **End:** 17:56 **Total:** 2:04

Teams	Sets	1	2	3	4	5	Total
CHN	2	21	21	25	26	11	104
POL	3	25	25	18	24	15	107
Set duration		0:24	0:26	0:22	0:24	0:16	1:52




CHN • China



Spike

Succ. %
Limit: 15.00%


Rk	No	Name	Spikes	Faults	Shots	Total Attempts	Note
1	2	Xue Ming	17	1	11	29	58.62
2	8	Hui Ruoqi	12	3	11	26	46.15
-	6	Chu Jinling	10	2	11	23	
-	1	Li Juan	4	4	13	21	
-	4	Xu Yunli	9	1	10	20	
-	10	Wang Yimei	6	5	9	20	
-	11	Wei Qiuyue	1	-	7	8	
-	5	Ma Yunwen	1	-	5	6	
-	12	Yin Na	3	-	1	4	
-	16	Wang Qian	-	-	1	1	
-	7	Zhang Xian	-	-	-	-	
-	18	Shen Jingsi	-	-	-	-	
Others			-	-	-	-	
Total Team			63	16	79	158	39.87



Block

Avg. by set

Rk	No	Name	Kill Blocks	Faults	Rebounds	Total Attempts	Note
1	2	Xue Ming	5	9	10	24	1.00
2	4	Xu Yunli	3	3	7	13	0.60
3	12	Yin Na	2	-	-	2	0.40
3	11	Wei Qiuyue	2	3	2	7	0.40
5	6	Chu Jinling	1	3	5	9	0.20
5	8	Hui Ruoqi	1	3	2	6	0.20
-	5	Ma Yunwen	-	-	3	3	
-	7	Zhang Xian	-	-	-	-	
-	16	Wang Qian	-	-	-	-	
-	18	Shen Jingsi	-	-	-	-	
-	1	Li Juan	-	4	3	7	
-	10	Wang Yimei	-	4	2	6	
Others			-	-	-	-	
Total Team			14	29	34	77	2.80



Serve

Avg. by set

Rk	No	Name	Aces	Faults	Serve Hits	Total Attempts	Note
1	2	Xue Ming	2	-	17	19	0.40
2	1	Li Juan	1	-	12	13	0.20
2	11	Wei Qiuyue	1	-	20	21	0.20
2	6	Chu Jinling	1	2	10	13	0.20
-	4	Xu Yunli	-	-	12	12	
-	5	Ma Yunwen	-	-	8	8	
-	7	Zhang Xian	-	-	-	-	
-	10	Wang Yimei	-	-	5	5	
-	12	Yin Na	-	-	2	2	
-	16	Wang Qian	-	-	-	-	
-	18	Shen Jingsi	-	-	-	-	
-	8	Hui Ruoqi	-	1	10	11	
Others			-	-	-	-	
Total Team			5	3	96	104	1.00

Team	Opponent errors & Team faults	22	17	39






P-3 VOLLEYBALL • Match players ranking

2009 FIVB World Grand Prix
Pool G - Hong Kong, CHN




Match: 40 **Date:** 15.08.2009 **Spectators:** 8'906
City: Hong Kong
Hall: Hong Kong Coliseum
Match duration: **Start:** 15:52 **End:** 17:56 **Total:** 2:04

Teams	Sets	1	2	3	4	5	Total
CHN	2	21	21	25	26	11	104
POL	3	25	25	18	24	15	107
Set duration		0:24	0:26	0:22	0:24	0:16	1:52



CHN • China



Dig

Avg. by set


Rk	No	Name	Digs	Faults	Receptions	Total Attempts	Note
1	1	Li Juan	8	4	7	19	1.60
2	11	Wei Qiuyue	7	7	12	26	1.40
3	16	Wang Qian	6	11	16	33	1.20
4	8	Hui Ruoqi	4	4	8	16	0.80
5	4	Xu Yunli	2	-	1	3	0.40
5	5	Ma Yunwen	2	-	2	4	0.40
5	6	Chu Jinling	2	-	6	8	0.40
5	12	Yin Na	2	-	1	3	0.40
5	2	Xue Ming	2	1	6	9	0.40
-	7	Zhang Xian	-	-	-	-	
-	10	Wang Yimei	-	1	1	2	
-	18	Shen Jingsi	-	2	1	3	
Others			-	-	-	-	
Total Team			35	30	61	126	7.00



Set

Avg. by set

Rk	No	Name	Running Sets	Faults	Still Sets	Total Attempts	Note
1	11	Wei Qiuyue	58	1	47	106	11.60
2	18	Shen Jingsi	4	-	4	8	0.80
3	12	Yin Na	2	-	3	5	0.40
4	6	Chu Jinling	1	-	15	16	0.20
-	1	Li Juan	-	-	1	1	
-	2	Xue Ming	-	-	5	5	
-	4	Xu Yunli	-	-	3	3	
-	7	Zhang Xian	-	-	-	-	
-	10	Wang Yimei	-	-	1	1	
-	16	Wang Qian	-	-	2	2	
-	8	Hui Ruoqi	-	1	5	6	
-	5	Ma Yunwen	-	1	-	1	
Others			-	-	-	-	
Total Team			65	3	86	154	13.00



Reception

Eff. %
Limit: 25.00%

Rk	No	Name	Excellents	Faults	Serve Receptions	Total Attempts	Note
1	16	Wang Qian	17	2	6	25	60.00
2	6	Chu Jinling	16	2	9	27	51.85
-	8	Hui Ruoqi	15	2	3	20	
-	1	Li Juan	12	1	3	16	
-	12	Yin Na	3	1	1	5	
-	5	Ma Yunwen	1	-	-	1	
-	18	Shen Jingsi	-	-	1	1	
-	4	Xu Yunli	-	-	-	-	
-	7	Zhang Xian	-	-	-	-	
-	10	Wang Yimei	-	-	-	-	
-	11	Wei Qiuyue	-	-	-	-	
-	2	Xue Ming	-	1	-	1	
Others			-	-	-	-	
Total Team			64	9	23	96	57.29





P-3 VOLLEYBALL • Match players ranking

2009 FIVB World Grand Prix
Pool G - Hong Kong, CHN


FIVB
www.fivb.org

Match: 40 **Date:** 15.08.2009 **Spectators:** 8'906
City: Hong Kong
Hall: Hong Kong Coliseum
Match duration: **Start:** 15:52 **End:** 17:56 **Total:** 2:04

Teams	Sets	1	2	3	4	5	Total
CHN	2	21	21	25	26	11	104
POL	3	25	25	18	24	15	107
Set duration		0:24	0:26	0:22	0:24	0:16	1:52




POL • Poland



Spike

Succ. %
Limit: 15.00%


Rk	No	Name	Spikes	Faults	Shots	Total Attempts	Note
1	11	Baranska Anna	15	5	14	34	44.12
2	3	Wozniakowska Anna	18	6	17	41	43.90
3	17	Kaczor Joanna	17	4	23	44	38.64
-	15	Gajgal Katarzyna	9	2	9	20	
-	4	Pykosz Dorota	9	3	7	19	
-	16	Jagielo Aleksandra	4	2	7	13	
-	12	Sadurek-Mikolajczyk Milena	-	1	6	7	
-	7	Belcik Izabela	-	-	-	-	
-	10	Kaczorowska Klaudia	-	-	-	-	
-	13	Maj Paulina	-	-	-	-	
-	14	Dziekiewicz Eleonora	-	-	-	-	
-	18	Okuniewska Berenika	-	-	-	-	
Others			-	-	-	-	
Total Team			72	23	83	178	40.45



Block

Avg. by set

Rk	No	Name	Kill Blocks	Faults	Rebounds	Total Attempts	Note
1	15	Gajgal Katarzyna	4	1	7	12	0.80
2	4	Pykosz Dorota	2	2	16	20	0.40
2	3	Wozniakowska Anna	2	3	5	10	0.40
4	12	Sadurek-Mikolajczyk Milena	1	2	4	7	0.20
4	17	Kaczor Joanna	1	4	5	10	0.20
-	7	Belcik Izabela	-	-	-	-	
-	10	Kaczorowska Klaudia	-	-	-	-	
-	13	Maj Paulina	-	-	-	-	
-	14	Dziekiewicz Eleonora	-	-	-	-	
-	18	Okuniewska Berenika	-	-	-	-	
-	11	Baranska Anna	-	1	4	5	
-	16	Jagielo Aleksandra	-	1	1	2	
Others			-	-	-	-	
Total Team			10	14	42	66	2.00



Serve

Avg. by set

Rk	No	Name	Aces	Faults	Serve Hits	Total Attempts	Note
1	15	Gajgal Katarzyna	3	2	16	21	0.60
2	12	Sadurek-Mikolajczyk Milena	2	1	18	21	0.40
2	11	Baranska Anna	2	5	6	13	0.40
4	4	Pykosz Dorota	1	-	19	20	0.20
4	3	Wozniakowska Anna	1	1	11	13	0.20
-	7	Belcik Izabela	-	-	-	-	
-	10	Kaczorowska Klaudia	-	-	-	-	
-	13	Maj Paulina	-	-	-	-	
-	14	Dziekiewicz Eleonora	-	-	-	-	
-	18	Okuniewska Berenika	-	-	-	-	
-	17	Kaczor Joanna	-	1	15	16	
-	16	Jagielo Aleksandra	-	1	2	3	
Others			-	-	-	-	
Total Team			9	11	87	107	1.80

Team	Opponent errors & Team faults	16	23	39





P-3 VOLLEYBALL • Match players ranking

2009 FIVB World Grand Prix
Pool G - Hong Kong, CHN




Match: 40 **Date:** 15.08.2009 **Spectators:** 8'906
City: Hong Kong
Hall: Hong Kong Coliseum
Match duration: **Start:** 15:52 **End:** 17:56 **Total:** 2:04

Teams	Sets	1	2	3	4	5	Total
CHN	2	21	21	25	26	11	104
POL	3	25	25	18	24	15	107
Set duration		0:24	0:26	0:22	0:24	0:16	1:52



POL • Poland



Dig

Avg. by set


Rk	No	Name	Digs	Faults	Receptions	Total Attempts	Note
1	13	Maj Paulina	13	6	8	27	2.60
2	11	Baranska Anna	11	8	9	28	2.20
3	17	Kaczor Joanna	7	3	8	18	1.40
4	4	Pykosz Dorota	4	2	4	10	0.80
5	15	Gajgal Katarzyna	3	1	4	8	0.60
5	12	Sadurek-Mikolajczyk Milena	3	3	13	19	0.60
7	3	Wozniakowska Anna	2	3	3	8	0.40
-	7	Belcik Izabela	-	-	-	-	
-	10	Kaczorowska Klaudia	-	-	-	-	
-	14	Dziekiewicz Eleonora	-	-	-	-	
-	18	Okuniewska Berenika	-	-	-	-	
-	16	Jagielo Aleksandra	-	1	2	3	
Others			-	-	-	-	
Total Team			43	27	51	121	8.60



Set

Avg. by set

Rk	No	Name	Running Sets	Faults	Still Sets	Total Attempts	Note
1	12	Sadurek-Mikolajczyk Milena	48	1	83	132	9.60
-	3	Wozniakowska Anna	-	-	1	1	
-	4	Pykosz Dorota	-	-	8	8	
-	7	Belcik Izabela	-	-	-	-	
-	10	Kaczorowska Klaudia	-	-	-	-	
-	11	Baranska Anna	-	-	1	1	
-	13	Maj Paulina	-	-	4	4	
-	14	Dziekiewicz Eleonora	-	-	-	-	
-	15	Gajgal Katarzyna	-	-	8	8	
-	16	Jagielo Aleksandra	-	-	2	2	
-	17	Kaczor Joanna	-	-	6	6	
-	18	Okuniewska Berenika	-	-	-	-	
Others			-	-	-	-	
Total Team			48	1	113	162	9.60



Reception

Eff. %
Limit: 25.00%

Rk	No	Name	Excellents	Faults	Serve Receptions	Total Attempts	Note
1	11	Baranska Anna	24	3	8	35	60.00
2	3	Wozniakowska Anna	15	1	14	30	46.67
-	13	Maj Paulina	13	-	9	22	
-	16	Jagielo Aleksandra	3	1	6	10	
-	15	Gajgal Katarzyna	2	-	1	3	
-	4	Pykosz Dorota	1	-	-	1	
-	7	Belcik Izabela	-	-	-	-	
-	10	Kaczorowska Klaudia	-	-	-	-	
-	12	Sadurek-Mikolajczyk Milena	-	-	-	-	
-	14	Dziekiewicz Eleonora	-	-	-	-	
-	17	Kaczor Joanna	-	-	-	-	
-	18	Okuniewska Berenika	-	-	-	-	
Others			-	-	-	-	
Total Team			58	5	38	101	52.48

