




P-3 VOLLEYBALL • Match players ranking

2009 FIVB Girls' Youth World Championship
Pool H - Round 2 / Places 9-16




Match: 47 **Date:** 09.07.2009 **Spectators:** 750
City: Nakhonratchasima
Hall: Chalermphrakiat Stadium
Match duration: **Start:** 15:00 **End:** 16:07 **Total:** 1:07

Teams	Sets	1	2	3	4	5	Total
DOM	3	25	25	25			75
EGY	0	11	17	22			50
Set duration		0:17	0:20	0:24			1:01




DOM • Dominican Rep.



Spike

Succ. %
Limit: 15.00%

Rk	No	Name	Spikes	Faults	Shots	Total Attempts	Note
Others			-	-	-	-	
Total Team			-	-	-	-	



Block

Avg. by set

Rk	No	Name	Kill Blocks	Faults	Rebounds	Total Attempts	Note
Others			-	-	-	-	
Total Team			-	-	-	-	






P-3 VOLLEYBALL • Match players ranking

2009 FIVB Girls' Youth World Championship
Pool H - Round 2 / Places 9-16




Match: 47 **Date:** 09.07.2009 **Spectators:** 750
City: Nakhonratchasima
Hall: Chalermphrakiat Stadium
Match duration: **Start:** 15:00 **End:** 16:07 **Total:** 1:07

Teams	Sets	1	2	3	4	5	Total
DOM	3	25	25	25			75
EGY	0	11	17	22			50
Set duration		0:17	0:20	0:24			1:01



DOM • Dominican Rep.




Serve

Avg. by set

Rk	No	Name	Aces	Faults	Serve Hits	Total Attempts	Note
Others			-	-	-	-	
Total Team			-	-	-	-	

Team

Opponent errors & Team faults	-	-		-	
-------------------------------	---	---	--	---	--



Dig

Avg. by set

Rk	No	Name	Digs	Faults	Receptions	Total Attempts	Note
Others			-	-	-	-	
Total Team			-	-	-	-	






P-3 VOLLEYBALL • Match players ranking

2009 FIVB Girls' Youth World Championship
Pool H - Round 2 / Places 9-16




Match: 47 **Date:** 09.07.2009 **Spectators:** 750
City: Nakhonratchasima
Hall: Chalermphrakiat Stadium
Match duration: **Start:** 15:00 **End:** 16:07 **Total:** 1:07

Teams	Sets	1	2	3	4	5	Total
DOM	3	25	25	25			75
EGY	0	11	17	22			50
Set duration		0:17	0:20	0:24			1:01



DOM • Dominican Rep.



Set

Avg. by set

Rk	No	Name	Running Sets	Faults	Still Sets	Total Attempts	Note
Others			-	-	-	-	
Total Team			-	-	-	-	



Reception

Eff. %
Limit: 25.00%

Rk	No	Name	Excellents	Faults	Serve Receptions	Total Attempts	Note
Others			-	-	-	-	
Total Team			-	-	-	-	





P-3 VOLLEYBALL • Match players ranking


2009 FIVB Girls' Youth World Championship
Pool H - Round 2 / Places 9-16



Match: 47 **Date:** 09.07.2009 **Spectators:** 750
City: Nakhonratchasima
Hall: Chalermphrakiat Stadium
Match duration: **Start:** 15:00 **End:** 16:07 **Total:** 1:07

Teams	Sets	1	2	3	4	5	Total
DOM	3	25	25	25			75
EGY	0	11	17	22			50
Set duration		0:17	0:20	0:24			1:01


EGY • Egypt



Spike

Succ. %
Limit: 15.00%

Rk	No	Name	Spikes	Faults	Shots	Total Attempts	Note
Others			-	-	-	-	
Total Team			-	-	-	-	



Block

Avg. by set

Rk	No	Name	Kill Blocks	Faults	Rebounds	Total Attempts	Note
Others			-	-	-	-	
Total Team			-	-	-	-	





P-3 VOLLEYBALL • Match players ranking

2009 FIVB Girls' Youth World Championship
Pool H - Round 2 / Places 9-16




Match: 47 **Date:** 09.07.2009 **Spectators:** 750
City: Nakhonratchasima
Hall: Chalermphrakiat Stadium
Match duration: **Start:** 15:00 **End:** 16:07 **Total:** 1:07

Teams	Sets	1	2	3	4	5	Total
DOM	3	25	25	25			75
EGY	0	11	17	22			50
Set duration		0:17	0:20	0:24			1:01



EGY • Egypt



Serve

Avg. by set

Rk	No	Name	Aces	Faults	Serve Hits	Total Attempts	Note
Others			-	-	-	-	
Total Team			-	-	-	-	

Team

Opponent errors & Team faults	-	-		-	
-------------------------------	---	---	--	---	--



Dig

Avg. by set

Rk	No	Name	Digs	Faults	Receptions	Total Attempts	Note
Others			-	-	-	-	
Total Team			-	-	-	-	





P-3 VOLLEYBALL • Match players ranking

2009 FIVB Girls' Youth World Championship
Pool H - Round 2 / Places 9-16



Match: 47 **Date:** 09.07.2009 **Spectators:** 750
City: Nakhonratchasima
Hall: Chalermphrakiat Stadium
Match duration: **Start:** 15:00 **End:** 16:07 **Total:** 1:07

Teams	Sets	1	2	3	4	5	Total
DOM	3	25	25	25			75
EGY	0	11	17	22			50
Set duration		0:17	0:20	0:24			1:01



EGY • Egypt



Set

Avg. by set

Rk	No	Name	Running Sets	Faults	Still Sets	Total Attempts	Note
Others			-	-	-	-	
Total Team			-	-	-	-	



Reception

Eff. %
Limit: 25.00%

Rk	No	Name	Excellents	Faults	Serve Receptions	Total Attempts	Note
Others			-	-	-	-	
Total Team			-	-	-	-	

