



P-3 VOLLEYBALL • Match players ranking

2009 FIVB Girls' Youth World Championship
Pool B




Match: 9 **Date:** 04.07.2009 **Spectators:** 900
City: Nakhonratchasima
Hall: Mall Convention Centre
Match duration: **Start:** 10:30 **End:** 11:35 **Total:** 1:05

Teams	Sets	1	2	3	4	5	Total
TUN	0	21	7	16			44
PER	3	25	25	25			75
Set duration		0:20	0:18	0:21			0:59




TUN • Tunisia



Spike

Succ. %
Limit: 15.00%

Rk	No	Name	Spikes	Faults	Shots	Total Attempts	Note
1	4	GTARI FATMA	5	4	15	24	20.83
2	11	BOUGHANMI MAROUA	5	3	19	27	18.52
-	10	SNOUSSI RAHMA	2	2	7	11	
-	18	AIDI HAYFA	2	1	7	10	
-	15	ABEIDI MARWA	2	2	6	10	
-	16	DRIDI FERIEL	1	2	5	8	
-	13	TOUBIB SAFA	-	1	4	5	
-	5	KEBAIER NIHEL	-	1	1	2	
-	1	TRAYI AHLEM	-	-	-	-	
-	6	OTHMANI NOURELHOUDA	-	-	-	-	
-	7	DJEBALI SAWSSSEN	-	-	-	-	
-	12	OUDEBNI GHALIA	-	-	-	-	
Others			-	-	-	-	
Total Team			17	16	64	97	17.53



Block

Avg. by set

Rk	No	Name	Kill Blocks	Faults	Rebounds	Total Attempts	Note
1	13	TOUBIB SAFA	1	-	2	3	0.33
1	10	SNOUSSI RAHMA	1	2	3	6	0.33
1	11	BOUGHANMI MAROUA	1	1	1	3	0.33
-	1	TRAYI AHLEM	-	-	-	-	
-	4	GTARI FATMA	-	-	2	2	
-	5	KEBAIER NIHEL	-	-	-	-	
-	6	OTHMANI NOURELHOUDA	-	-	-	-	
-	7	DJEBALI SAWSSSEN	-	-	-	-	
-	12	OUDEBNI GHALIA	-	-	-	-	
-	15	ABEIDI MARWA	-	-	2	2	
-	16	DRIDI FERIEL	-	-	1	1	
-	18	AIDI HAYFA	-	2	3	5	
Others			-	-	-	-	
Total Team			3	5	14	22	1.00





P-3 VOLLEYBALL • Match players ranking

2009 FIVB Girls' Youth World Championship

Pool B




Match: 9 **Date:** 04.07.2009 **Spectators:** 900
City: Nakhonratchasima
Hall: Mall Convention Centre
Match duration: **Start:** 10:30 **End:** 11:35 **Total:** 1:05

Teams	Sets	1	2	3	4	5	Total
TUN	0	21	7	16			44
PER	3	25	25	25			75
Set duration		0:20	0:18	0:21			0:59



TUN • Tunisia




Serve

Avg. by set

Rk	No	Name	Aces	Faults	Serve Hits	Total Attempts	Note
1	10	SNOUSSI RAHMA	4	1	6	11	1.33
2	15	ABEIDI MARWA	1	-	5	6	0.33
2	16	DRIDI FERIEL	1	-	5	6	0.33
2	11	BOUGHANMI MAROUA	1	1	6	8	0.33
-	1	TRAYI AHLEM	-	-	-	-	
-	5	KEBAIER NIHEL	-	-	1	1	
-	6	OTHMANI NOURELHOUDA	-	-	-	-	
-	7	DJEBALI SAWSSSEN	-	-	-	-	
-	12	OUDEINI GHALIA	-	-	-	-	
-	13	TOUBIB SAFA	-	-	4	4	
-	18	AIDI HAYFA	-	-	4	4	
-	4	GTARI FATMA	-	1	5	6	
Others			-	-	-	-	
Total Team			7	3	36	46	2.33

Team

Opponent errors & Team faults	17	-		17	
-------------------------------	----	---	--	----	--



Dig

Avg. by set

Rk	No	Name	Digs	Faults	Receptions	Total Attempts	Note
1	4	GTARI FATMA	4	6	5	15	1.33
2	15	ABEIDI MARWA	3	5	6	14	1.00
3	1	TRAYI AHLEM	2	6	7	15	0.67
3	10	SNOUSSI RAHMA	2	2	-	4	0.67
3	11	BOUGHANMI MAROUA	2	8	4	14	0.67
6	18	AIDI HAYFA	1	2	2	5	0.33
-	5	KEBAIER NIHEL	-	-	2	2	
-	6	OTHMANI NOURELHOUDA	-	-	-	-	
-	7	DJEBALI SAWSSSEN	-	-	-	-	
-	12	OUDEINI GHALIA	-	-	-	-	
-	13	TOUBIB SAFA	-	1	4	5	
-	16	DRIDI FERIEL	-	4	3	7	
Others			-	-	-	-	
Total Team			14	34	33	81	4.67





P-3 VOLLEYBALL • Match players ranking

2009 FIVB Girls' Youth World Championship
Pool B



Match: 9 **Date:** 04.07.2009 **Spectators:** 900
City: Nakhonratchasima
Hall: Mall Convention Centre
Match duration: **Start:** 10:30 **End:** 11:35 **Total:** 1:05

Teams	Sets	1	2	3	4	5	Total
TUN	0	21	7	16			44
PER	3	25	25	25			75
Set duration		0:20	0:18	0:21			0:59



TUN • Tunisia



Set

Avg. by set

Rk	No	Name	Running Sets	Faults	Still Sets	Total Attempts	Note
1	13	TOUBIB SAFA	21	1	39	61	7.00
2	5	KEBAIER NIHEL	1	-	7	8	0.33
-	1	TRAYI AHLEM	-	-	1	1	
-	6	OTHMANI NOURELHOUDA	-	-	-	-	
-	7	DJEBALI SAWSSSEN	-	-	-	-	
-	10	SNOUSSI RAHMA	-	-	5	5	
-	11	BOUGHANMI MAROUA	-	-	1	1	
-	12	OUDEINI GHALIA	-	-	-	-	
-	15	ABEIDI MARWA	-	-	1	1	
-	18	AIDI HAYFA	-	-	2	2	
-	4	GTARI FATMA	-	1	4	5	
-	16	DRIDI FERIEL	-	1	1	2	
Others			-	-	-	-	
Total Team			22	3	61	86	7.33



Reception

Eff. %
Limit: 25.00%

Rk	No	Name	Excellents	Faults	Serve Receptions	Total Attempts	Note
1	1	TRAYI AHLEM	5	4	9	18	5.56
-	15	ABEIDI MARWA	3	3	8	14	
-	16	DRIDI FERIEL	5	-	5	10	
-	5	KEBAIER NIHEL	-	-	-	-	
-	6	OTHMANI NOURELHOUDA	-	-	-	-	
-	7	DJEBALI SAWSSSEN	-	-	-	-	
-	10	SNOUSSI RAHMA	-	-	-	-	
-	11	BOUGHANMI MAROUA	-	-	-	-	
-	12	OUDEINI GHALIA	-	-	-	-	
-	13	TOUBIB SAFA	-	-	-	-	
-	18	AIDI HAYFA	-	-	-	-	
-	4	GTARI FATMA	6	7	12	25	
Others			-	-	-	-	
Total Team			19	14	34	67	7.46





P-3 VOLLEYBALL • Match players ranking

2009 FIVB Girls' Youth World Championship
Pool B




Match: 9 **Date:** 04.07.2009 **Spectators:** 900
City: Nakhonratchasima
Hall: Mall Convention Centre
Match duration: **Start:** 10:30 **End:** 11:35 **Total:** 1:05

Teams	Sets	1	2	3	4	5	Total
TUN	0	21	7	16			44
PER	3	25	25	25			75
Set duration		0:20	0:18	0:21			0:59




PER • Peru



Spike

Succ. %
Limit: 15.00%

Rk	No	Name	Spikes	Faults	Shots	Total Attempts	Note
1	3	YLLESCAS CLARIVET	10	1	5	16	62.50
2	7	SOSA LISSET	8	1	6	15	53.33
3	14	CAMET RAFFAELLA	6	1	7	14	42.86
4	6	URIBE DANIELA	8	2	10	20	40.00
-	5	BAELLA VIVIAN	2	1	9	12	
-	10	GONZALES DIANA	1	1	4	6	
-	12	NAVARRETE CARMEN	1	-	1	2	
-	1	MUÑOZ ALEXANDRA	-	-	-	-	
-	4	ACOSTA MARIA DE FATIMA	-	-	-	-	
-	9	CLAUSEN VANESSA	-	-	-	-	
-	11	HERRADA GRECIA	-	-	-	-	
-	16	LOPEZ GINNA	-	-	-	-	
Others			-	-	-	-	
Total Team			36	7	42	85	42.35



Block

Avg. by set

Rk	No	Name	Kill Blocks	Faults	Rebounds	Total Attempts	Note
1	7	SOSA LISSET	3	-	-	3	1.00
2	14	CAMET RAFFAELLA	2	-	6	8	0.67
2	6	URIBE DANIELA	2	2	3	7	0.67
4	5	BAELLA VIVIAN	1	-	2	3	0.33
-	1	MUÑOZ ALEXANDRA	-	-	-	-	
-	4	ACOSTA MARIA DE FATIMA	-	-	-	-	
-	9	CLAUSEN VANESSA	-	-	-	-	
-	11	HERRADA GRECIA	-	-	-	-	
-	12	NAVARRETE CARMEN	-	-	-	-	
-	16	LOPEZ GINNA	-	-	-	-	
-	3	YLLESCAS CLARIVET	-	2	8	10	
-	10	GONZALES DIANA	-	2	1	3	
Others			-	-	-	-	
Total Team			8	6	20	34	2.67





P-3 VOLLEYBALL • Match players ranking

2009 FIVB Girls' Youth World Championship

Pool B




Match: 9 **Date:** 04.07.2009 **Spectators:** 900
City: Nakhonratchasima
Hall: Mall Convention Centre
Match duration: **Start:** 10:30 **End:** 11:35 **Total:** 1:05

Teams	Sets	1	2	3	4	5	Total
TUN	0	21	7	16			44
PER	3	25	25	25			75
Set duration		0:20	0:18	0:21			0:59



PER • Peru




Serve

Avg. by set

Rk	No	Name	Aces	Faults	Serve Hits	Total Attempts	Note
1	3	YLLESCAS CLARIVET	4	-	8	12	1.33
2	5	BAELLA VIVIAN	3	-	14	17	1.00
2	6	URIBE DANIELA	3	2	9	14	1.00
4	10	GONZALES DIANA	2	-	11	13	0.67
4	7	SOSA LISSET	2	1	5	8	0.67
6	14	CAMET RAFFAELLA	1	3	2	6	0.33
-	1	MUNOZ ALEXANDRA	-	-	-	-	
-	4	ACOSTA MARIA DE FATIMA	-	-	-	-	
-	9	CLAUSEN VANESSA	-	-	3	3	
-	11	HERRADA GRECIA	-	-	-	-	
-	12	NAVARRETE CARMEN	-	-	-	-	
-	16	LOPEZ GINNA	-	-	-	-	
Others			-	-	-	-	
Total Team			15	6	52	73	5.00

Team

Opponent errors & Team faults	16	-		16	
-------------------------------	----	---	--	----	--



Dig

Avg. by set

Rk	No	Name	Digs	Faults	Receptions	Total Attempts	Note
1	4	ACOSTA MARIA DE FATIMA	4	2	11	17	1.33
1	7	SOSA LISSET	4	2	5	11	1.33
1	5	BAELLA VIVIAN	4	6	8	18	1.33
4	3	YLLESCAS CLARIVET	2	1	1	4	0.67
5	14	CAMET RAFFAELLA	1	-	5	6	0.33
5	10	GONZALES DIANA	1	3	5	9	0.33
-	1	MUNOZ ALEXANDRA	-	-	-	-	
-	6	URIBE DANIELA	-	-	1	1	
-	11	HERRADA GRECIA	-	-	-	-	
-	12	NAVARRETE CARMEN	-	-	-	-	
-	16	LOPEZ GINNA	-	-	-	-	
-	9	CLAUSEN VANESSA	-	1	-	1	
Others			-	-	-	-	
Total Team			16	15	36	67	5.33





P-3 VOLLEYBALL • Match players ranking


2009 FIVB Girls' Youth World Championship
Pool B



Match: 9 **Date:** 04.07.2009 **Spectators:** 900
City: Nakhonratchasima
Hall: Mall Convention Centre
Match duration: **Start:** 10:30 **End:** 11:35 **Total:** 1:05

Teams	Sets	1	2	3	4	5	Total
TUN	0	21	7	16			44
PER	3	25	25	25			75
Set duration		0:20	0:18	0:21			0:59


PER • Peru



Set

Avg. by set

Rk	No	Name	Running Sets	Faults	Still Sets	Total Attempts	Note
1	10	GONZALES DIANA	35	2	27	64	11.67
-	1	MUNOZ ALEXANDRA	-	-	-	-	
-	3	YLLESCAS CLARIVET	-	-	1	1	
-	4	ACOSTA MARIA DE FATIMA	-	-	4	4	
-	5	BAELLA VIVIAN	-	-	2	2	
-	6	URIBE DANIELA	-	-	1	1	
-	9	CLAUSEN VANESSA	-	-	-	-	
-	11	HERRADA GRECIA	-	-	-	-	
-	12	NAVARRETE CARMEN	-	-	-	-	
-	14	CAMET RAFFAELLA	-	-	6	6	
-	16	LOPEZ GINNA	-	-	-	-	
-	7	SOSA LISSET	-	1	1	2	
Others			-	-	-	-	
Total Team			35	3	42	80	11.67



Reception

Eff. %
Limit: 25.00%

Rk	No	Name	Excellents	Faults	Serve Receptions	Total Attempts	Note
1	4	ACOSTA MARIA DE FATIMA	9	3	10	22	27.27
2	7	SOSA LISSET	4	4	8	16	0.00
-	5	BAELLA VIVIAN	2	-	2	4	
-	14	CAMET RAFFAELLA	1	-	-	1	
-	1	MUNOZ ALEXANDRA	-	-	-	-	
-	3	YLLESCAS CLARIVET	-	-	-	-	
-	6	URIBE DANIELA	-	-	-	-	
-	9	CLAUSEN VANESSA	-	-	-	-	
-	10	GONZALES DIANA	-	-	-	-	
-	11	HERRADA GRECIA	-	-	-	-	
-	12	NAVARRETE CARMEN	-	-	-	-	
-	16	LOPEZ GINNA	-	-	-	-	
Others			-	-	-	-	
Total Team			16	7	20	43	20.93

