


Match: 102 **Date:** 25.07.2008 **Spectators:** 3'130
City: Rio de Janeiro
Hall: Ginasio do Maracanazinho
Match duration: **Start:** 13:22 **End:** 14:38 **Total:** 1:16

| Teams | Sets | 1 | 2 | 3 | 4 | 5 | Total |
|---------------------|----------|------|------|------|---|---|-------|
| POL | 0 | 16 | 18 | 21 | | | 55 |
| SRB | 3 | 25 | 25 | 25 | | | 75 |
| Set duration | | 0:21 | 0:23 | 0:26 | | | 1:10 |




POL • Poland



Spike

Succ. %
Limit: 15.00%


| Rk | No | Name | Spikes | Faults | Shots | Total Attempts | Note |
|-------------------|----|-----------------------|--------|--------|-------|----------------|-------|
| 1 | 8 | WIKA Marcin | 7 | 1 | 7 | 15 | 46.67 |
| 2 | 13 | SWIDERSKI Sebastian | 12 | 2 | 12 | 26 | 46.15 |
| 3 | 10 | WLAZLY Mariusz | 5 | 3 | 10 | 18 | 27.78 |
| - | 2 | WINIARSKI Michal | 2 | 5 | 4 | 11 | |
| - | 4 | PLINSKI Daniel | 4 | 2 | 3 | 9 | |
| - | 18 | MOZDZONEK Marcin | 3 | - | 2 | 5 | |
| - | 5 | ZAGUMNY Pawel | - | - | 1 | 1 | |
| - | 3 | GRUSZKA Piotr | - | - | - | - | |
| - | 11 | KADZIEWICZ Lukasz | - | - | - | - | |
| - | 12 | WOICKI Pawel | - | - | - | - | |
| - | 14 | GIERCZYNSKI Krzysztof | - | - | - | - | |
| - | 16 | IGNACZAK Krzysztof | - | - | - | - | |
| Others | | | - | - | - | - | |
| Total Team | | | 33 | 13 | 39 | 85 | 38.82 |



Block

Avg. by set

| Rk | No | Name | Kill Blocks | Faults | Rebounds | Total Attempts | Note |
|-------------------|----|-----------------------|-------------|--------|----------|----------------|------|
| 1 | 18 | MOZDZONEK Marcin | 2 | 5 | 8 | 15 | 0.67 |
| 2 | 5 | ZAGUMNY Pawel | 1 | 1 | 3 | 5 | 0.33 |
| 2 | 13 | SWIDERSKI Sebastian | 1 | 1 | - | 2 | 0.33 |
| - | 3 | GRUSZKA Piotr | - | - | - | - | |
| - | 11 | KADZIEWICZ Lukasz | - | - | - | - | |
| - | 14 | GIERCZYNSKI Krzysztof | - | - | - | - | |
| - | 16 | IGNACZAK Krzysztof | - | - | - | - | |
| - | 10 | WLAZLY Mariusz | - | 2 | 6 | 8 | |
| - | 8 | WIKA Marcin | - | 1 | 2 | 3 | |
| - | 4 | PLINSKI Daniel | - | 3 | 5 | 8 | |
| - | 2 | WINIARSKI Michal | - | 1 | 1 | 2 | |
| - | 12 | WOICKI Pawel | - | 1 | - | 1 | |
| Others | | | - | - | - | - | |
| Total Team | | | 4 | 15 | 25 | 44 | 1.33 |



Serve

Avg. by set

| Rk | No | Name | Aces | Faults | Serve Hits | Total Attempts | Note |
|-------------------|----|-----------------------|------|--------|------------|----------------|------|
| - | 3 | GRUSZKA Piotr | - | - | - | - | |
| - | 5 | ZAGUMNY Pawel | - | - | 11 | 11 | |
| - | 8 | WIKA Marcin | - | - | 4 | 4 | |
| - | 11 | KADZIEWICZ Lukasz | - | - | - | - | |
| - | 12 | WOICKI Pawel | - | - | - | - | |
| - | 14 | GIERCZYNSKI Krzysztof | - | - | - | - | |
| - | 16 | IGNACZAK Krzysztof | - | - | - | - | |
| - | 18 | MOZDZONEK Marcin | - | 1 | 9 | 10 | |
| - | 13 | SWIDERSKI Sebastian | - | 1 | 7 | 8 | |
| - | 4 | PLINSKI Daniel | - | 2 | 10 | 12 | |
| - | 10 | WLAZLY Mariusz | - | 2 | 7 | 9 | |
| - | 2 | WINIARSKI Michal | - | 2 | 1 | 3 | |
| Others | | | - | - | - | - | |
| Total Team | | | - | 8 | 49 | 57 | |

| Team | Opponent errors & Team faults | 18 | - | 18 |
|------|-------------------------------|----|---|----|
| | | | | |

Match: 102 **Date:** 25.07.2008 **Spectators:** 3'130
City: Rio de Janeiro
Hall: Ginasio do Maracanazinho
Match duration: **Start:** 13:22 **End:** 14:38 **Total:** 1:16

| Teams | Sets | 1 | 2 | 3 | 4 | 5 | Total |
|---------------------|----------|------|------|------|---|---|-------|
| POL | 0 | 16 | 18 | 21 | | | 55 |
| SRB | 3 | 25 | 25 | 25 | | | 75 |
| Set duration | | 0:21 | 0:23 | 0:26 | | | 1:10 |



POL • Poland



Dig

Avg. by set

| Rk | No | Name | Digs | Faults | Receptions | Total Attempts | Note |
|-------------------|----|-----------------------|------|--------|------------|----------------|-------|
| 1 | 13 | SWIDERSKI Sebastian | 8 | 5 | 2 | 15 | 2.67 |
| 2 | 5 | ZAGUMNY Pawel | 6 | 7 | 1 | 14 | 2.00 |
| 3 | 16 | IGNACZAK Krzysztof | 5 | 8 | - | 13 | 1.67 |
| 4 | 2 | WINIARSKI Michal | 4 | - | 1 | 5 | 1.33 |
| 4 | 10 | WLAZLY Mariusz | 4 | 6 | 2 | 12 | 1.33 |
| 6 | 4 | PLINSKI Daniel | 3 | 1 | - | 4 | 1.00 |
| 6 | 8 | WIKA Marcin | 3 | 3 | - | 6 | 1.00 |
| 8 | 12 | WOICKI Pawel | 2 | 1 | - | 3 | 0.67 |
| - | 3 | GRUSZKA Piotr | - | - | - | - | |
| - | 11 | KADZIEWICZ Lukasz | - | - | - | - | |
| - | 14 | GIERCZYNSKI Krzysztof | - | - | - | - | |
| - | 18 | MOZDZONEK Marcin | - | 1 | - | 1 | |
| Others | | | - | - | - | - | |
| Total Team | | | 35 | 32 | 6 | 73 | 11.67 |



Set

Avg. by set

| Rk | No | Name | Running Sets | Faults | Still Sets | Total Attempts | Note |
|-------------------|----|-----------------------|--------------|--------|------------|----------------|------|
| 1 | 5 | ZAGUMNY Pawel | 21 | 2 | 41 | 64 | 7.00 |
| 2 | 12 | WOICKI Pawel | 1 | - | 4 | 5 | 0.33 |
| - | 2 | WINIARSKI Michal | - | - | - | - | |
| - | 3 | GRUSZKA Piotr | - | - | - | - | |
| - | 4 | PLINSKI Daniel | - | - | 1 | 1 | |
| - | 8 | WIKA Marcin | - | - | 2 | 2 | |
| - | 10 | WLAZLY Mariusz | - | - | 4 | 4 | |
| - | 11 | KADZIEWICZ Lukasz | - | - | - | - | |
| - | 13 | SWIDERSKI Sebastian | - | - | 1 | 1 | |
| - | 14 | GIERCZYNSKI Krzysztof | - | - | - | - | |
| - | 16 | IGNACZAK Krzysztof | - | - | 5 | 5 | |
| - | 18 | MOZDZONEK Marcin | - | - | 4 | 4 | |
| Others | | | - | - | - | - | |
| Total Team | | | 22 | 2 | 62 | 86 | 7.33 |



Reception

Eff. %
Limit: 25.00%


| Rk | No | Name | Excellents | Faults | Serve Receptions | Total Attempts | Note |
|-------------------|----|-----------------------|------------|--------|------------------|----------------|-------|
| 1 | 13 | SWIDERSKI Sebastian | 18 | 2 | 6 | 26 | 61.54 |
| 2 | 16 | IGNACZAK Krzysztof | 11 | 3 | 5 | 19 | 42.11 |
| - | 2 | WINIARSKI Michal | 4 | - | 3 | 7 | |
| - | 8 | WIKA Marcin | 3 | - | 3 | 6 | |
| - | 5 | ZAGUMNY Pawel | - | - | 1 | 1 | |
| - | 3 | GRUSZKA Piotr | - | - | - | - | |
| - | 4 | PLINSKI Daniel | - | - | - | - | |
| - | 10 | WLAZLY Mariusz | - | - | - | - | |
| - | 11 | KADZIEWICZ Lukasz | - | - | - | - | |
| - | 12 | WOICKI Pawel | - | - | - | - | |
| - | 14 | GIERCZYNSKI Krzysztof | - | - | - | - | |
| - | 18 | MOZDZONEK Marcin | - | - | - | - | |
| Others | | | - | - | - | - | |
| Total Team | | | 36 | 5 | 18 | 59 | 52.54 |

Match: 102 **Date:** 25.07.2008 **Spectators:** 3'130
City: Rio de Janeiro
Hall: Ginasio do Maracanazinho
Match duration: **Start:** 13:22 **End:** 14:38 **Total:** 1:16

| Teams | Sets | 1 | 2 | 3 | 4 | 5 | Total |
|---------------------|----------|------|------|------|---|---|-------|
| POL | 0 | 16 | 18 | 21 | | | 55 |
| SRB | 3 | 25 | 25 | 25 | | | 75 |
| Set duration | | 0:21 | 0:23 | 0:26 | | | 1:10 |




SRB • Serbia



Spike

Succ. %
Limit: 15.00%


| Rk | No | Name | Spikes | Faults | Shots | Total Attempts | Note |
|-------------------|----|-------------------|--------|--------|-------|----------------|-------|
| 1 | 14 | MILJKOVIC Ivan | 12 | 1 | 4 | 17 | 70.59 |
| 2 | 10 | NIKIC Milos | 7 | 1 | 7 | 15 | 46.67 |
| 3 | 4 | JANIC Bojan | 12 | - | 14 | 26 | 46.15 |
| - | 3 | BJELICA Novica | 5 | - | 4 | 9 | |
| - | 18 | PODRASCANIN Marko | 3 | - | 2 | 5 | |
| - | 15 | STAROVIC Sasa | 2 | 2 | 1 | 5 | |
| - | 9 | GRBIC Nikola | 2 | 1 | 1 | 4 | |
| - | 1 | KOVACEVIC Nikola | 1 | - | 1 | 2 | |
| - | 12 | GERIC Andrija | 1 | - | 1 | 2 | |
| - | 2 | BOJOVIC Dejan | 1 | - | - | 1 | |
| - | 5 | PETKOVIC Vlado | - | - | - | - | |
| - | 8 | SAMARDZIC Marko | - | - | - | - | |
| Others | | | - | - | - | - | |
| Total Team | | | 46 | 5 | 35 | 86 | 53.49 |



Block

Avg. by set

| Rk | No | Name | Kill Blocks | Faults | Rebounds | Total Attempts | Note |
|-------------------|----|-------------------|-------------|--------|----------|----------------|------|
| 1 | 4 | JANIC Bojan | 2 | 2 | 2 | 6 | 0.67 |
| 1 | 14 | MILJKOVIC Ivan | 2 | 2 | 1 | 5 | 0.67 |
| 3 | 1 | KOVACEVIC Nikola | 1 | - | - | 1 | 0.33 |
| 3 | 3 | BJELICA Novica | 1 | 4 | 8 | 13 | 0.33 |
| 3 | 12 | GERIC Andrija | 1 | 1 | - | 2 | 0.33 |
| - | 2 | BOJOVIC Dejan | - | - | - | - | |
| - | 8 | SAMARDZIC Marko | - | - | - | - | |
| - | 10 | NIKIC Milos | - | - | 2 | 2 | |
| - | 18 | PODRASCANIN Marko | - | 2 | 5 | 7 | |
| - | 15 | STAROVIC Sasa | - | 1 | 1 | 2 | |
| - | 9 | GRBIC Nikola | - | 4 | 3 | 7 | |
| - | 5 | PETKOVIC Vlado | - | 2 | - | 2 | |
| Others | | | - | - | - | - | |
| Total Team | | | 7 | 18 | 22 | 47 | 2.33 |



Serve

Avg. by set

| Rk | No | Name | Aces | Faults | Serve Hits | Total Attempts | Note |
|-------------------|----|-------------------|------|--------|------------|----------------|------|
| 1 | 3 | BJELICA Novica | 2 | 4 | 13 | 19 | 0.67 |
| 2 | 9 | GRBIC Nikola | 1 | 1 | 7 | 9 | 0.33 |
| 2 | 12 | GERIC Andrija | 1 | 1 | 3 | 5 | 0.33 |
| 2 | 14 | MILJKOVIC Ivan | 1 | 3 | 9 | 13 | 0.33 |
| - | 1 | KOVACEVIC Nikola | - | - | - | - | |
| - | 2 | BOJOVIC Dejan | - | - | - | - | |
| - | 5 | PETKOVIC Vlado | - | - | 4 | 4 | |
| - | 8 | SAMARDZIC Marko | - | - | - | - | |
| - | 4 | JANIC Bojan | - | 1 | 6 | 7 | |
| - | 10 | NIKIC Milos | - | 2 | 7 | 9 | |
| - | 18 | PODRASCANIN Marko | - | 1 | 3 | 4 | |
| - | 15 | STAROVIC Sasa | - | 1 | 2 | 3 | |
| Others | | | - | - | - | - | |
| Total Team | | | 5 | 14 | 54 | 73 | 1.67 |

| Team | Opponent errors & Team faults | | | | |
|------|-------------------------------|----|---|--|----|
| | | 17 | - | | 17 |

Match: 102 **Date:** 25.07.2008 **Spectators:** 3'130
City: Rio de Janeiro
Hall: Ginasio do Maracanazinho
Match duration: **Start:** 13:22 **End:** 14:38 **Total:** 1:16

| Teams | Sets | 1 | 2 | 3 | 4 | 5 | Total |
|---------------------|----------|------|------|------|---|---|-------|
| POL | 0 | 16 | 18 | 21 | | | 55 |
| SRB | 3 | 25 | 25 | 25 | | | 75 |
| Set duration | | 0:21 | 0:23 | 0:26 | | | 1:10 |



SRB • Serbia



Dig

Avg. by set

| Rk | No | Name | Digs | Faults | Receptions | Total Attempts | Note |
|-------------------|----|-------------------|------|--------|------------|----------------|-------|
| 1 | 8 | SAMARDZIC Marko | 9 | 5 | 1 | 15 | 3.00 |
| 2 | 3 | BJELICA Novica | 7 | - | - | 7 | 2.33 |
| 2 | 10 | NIKIC Milos | 7 | 3 | - | 10 | 2.33 |
| 4 | 4 | JANIC Bojan | 4 | 2 | 2 | 8 | 1.33 |
| 5 | 5 | PETKOVIC Vlado | 3 | 1 | - | 4 | 1.00 |
| 6 | 15 | STAROVIC Sasa | 2 | - | - | 2 | 0.67 |
| 6 | 18 | PODRASCANIN Marko | 2 | - | - | 2 | 0.67 |
| 6 | 9 | GRBIC Nikola | 2 | 4 | - | 6 | 0.67 |
| 9 | 12 | GERIC Andrija | 1 | - | - | 1 | 0.33 |
| 9 | 14 | MILJKOVIC Ivan | 1 | 1 | 1 | 3 | 0.33 |
| - | 2 | BOJOVIC Dejan | - | - | - | - | |
| - | 1 | KOVACEVIC Nikola | - | 1 | - | 1 | |
| Others | | | - | - | - | - | |
| Total Team | | | 38 | 17 | 4 | 59 | 12.67 |



Set

Avg. by set

| Rk | No | Name | Running Sets | Faults | Still Sets | Total Attempts | Note |
|-------------------|----|-------------------|--------------|--------|------------|----------------|------|
| 1 | 9 | GRBIC Nikola | 17 | - | 29 | 46 | 5.67 |
| 2 | 5 | PETKOVIC Vlado | 12 | - | 10 | 22 | 4.00 |
| - | 1 | KOVACEVIC Nikola | - | - | - | - | |
| - | 2 | BOJOVIC Dejan | - | - | - | - | |
| - | 3 | BJELICA Novica | - | - | 4 | 4 | |
| - | 4 | JANIC Bojan | - | - | 1 | 1 | |
| - | 10 | NIKIC Milos | - | - | 1 | 1 | |
| - | 12 | GERIC Andrija | - | - | 1 | 1 | |
| - | 14 | MILJKOVIC Ivan | - | - | 2 | 2 | |
| - | 15 | STAROVIC Sasa | - | - | 1 | 1 | |
| - | 18 | PODRASCANIN Marko | - | - | 1 | 1 | |
| - | 8 | SAMARDZIC Marko | - | 1 | 3 | 4 | |
| Others | | | - | - | - | - | |
| Total Team | | | 29 | 1 | 53 | 83 | 9.67 |



Reception

Eff. %
Limit: 25.00%

| Rk | No | Name | Excellents | Faults | Serve Receptions | Total Attempts | Note |
|-------------------|----|-------------------|------------|--------|------------------|----------------|-------|
| 1 | 8 | SAMARDZIC Marko | 11 | - | 5 | 16 | 68.75 |
| 2 | 4 | JANIC Bojan | 14 | - | 7 | 21 | 66.67 |
| - | 10 | NIKIC Milos | 5 | - | 5 | 10 | |
| - | 1 | KOVACEVIC Nikola | 2 | - | - | 2 | |
| - | 2 | BOJOVIC Dejan | - | - | - | - | |
| - | 3 | BJELICA Novica | - | - | - | - | |
| - | 5 | PETKOVIC Vlado | - | - | - | - | |
| - | 9 | GRBIC Nikola | - | - | - | - | |
| - | 12 | GERIC Andrija | - | - | - | - | |
| - | 14 | MILJKOVIC Ivan | - | - | - | - | |
| - | 15 | STAROVIC Sasa | - | - | - | - | |
| - | 18 | PODRASCANIN Marko | - | - | - | - | |
| Others | | | - | - | - | - | |
| Total Team | | | 32 | - | 17 | 49 | 65.31 |