

**Match:** 100 **Date:** 20.09.2014 **Spectators:** 9'121  
**City:** KATOWICE  
**Hall:** SPODEK  
**Match duration:** **Start:** 16:40 **End:** 19:04 **Total:** 2:24

| Teams               | Sets     | 1    | 2    | 3    | 4    | 5    | Total |
|---------------------|----------|------|------|------|------|------|-------|
| <b>FRA</b>          | <b>2</b> | 18   | 25   | 23   | 25   | 12   | 103   |
| <b>BRA</b>          | <b>3</b> | 25   | 23   | 25   | 22   | 15   | 110   |
| <b>Set duration</b> |          | 0:25 | 0:28 | 0:27 | 0:28 | 0:17 | 2:05  |



### FRA • France



**Spike**

Succ. %  
Limit: 15.00%

| Rk                | No | Name              | Spikes | Faults | Shots | Total Attempts | Note  |
|-------------------|----|-------------------|--------|--------|-------|----------------|-------|
| 1                 | 9  | Ngapeth Earvin    | 18     | 3      | 16    | 37             | 48.65 |
| 2                 | 7  | Tillie Kevin      | 13     | 2      | 14    | 29             | 44.83 |
| 3                 | 21 | Sidibe Mory       | 11     | 3      | 11    | 25             | 44.00 |
| -                 | 4  | Rouzier Antonin   | 4      | 6      | 3     | 13             |       |
| -                 | 10 | Le Roux Kevin     | 5      | 2      | 3     | 10             |       |
| -                 | 14 | Le Goff Nicolas   | 4      | 1      | 2     | 7              |       |
| -                 | 16 | Marechal Nicolas  | 2      | 2      | 2     | 6              |       |
| -                 | 6  | Toniutti Benjamin | 2      | -      | -     | 2              |       |
| -                 | 18 | Jaumel Yoann      | -      | -      | 1     | 1              |       |
| -                 | 2  | Grebennikov Jenia | -      | -      | -     | -              |       |
| -                 | 15 | Tuia Samuele      | -      | -      | -     | -              |       |
| -                 | 17 | Lafitte Franck    | -      | -      | -     | -              |       |
| <b>Others</b>     |    |                   | -      | -      | -     | -              |       |
| <b>Total Team</b> |    |                   | 59     | 19     | 52    | 130            | 45.38 |



**Block**

Avg. by set

| Rk                | No | Name              | Kill Blocks | Faults | Rebounds | Total Attempts | Note |
|-------------------|----|-------------------|-------------|--------|----------|----------------|------|
| 1                 | 10 | Le Roux Kevin     | 4           | 13     | 3        | 20             | 0.80 |
| 2                 | 14 | Le Goff Nicolas   | 3           | 10     | 7        | 20             | 0.60 |
| 3                 | 9  | Ngapeth Earvin    | 1           | 8      | 5        | 14             | 0.20 |
| 3                 | 4  | Rouzier Antonin   | 1           | 3      | -        | 4              | 0.20 |
| -                 | 2  | Grebennikov Jenia | -           | -      | -        | -              |      |
| -                 | 15 | Tuia Samuele      | -           | -      | -        | -              |      |
| -                 | 17 | Lafitte Franck    | -           | -      | -        | -              |      |
| -                 | 18 | Jaumel Yoann      | -           | -      | -        | -              |      |
| -                 | 6  | Toniutti Benjamin | -           | 1      | 5        | 6              |      |
| -                 | 16 | Marechal Nicolas  | -           | 2      | 2        | 4              |      |
| -                 | 7  | Tillie Kevin      | -           | 5      | 2        | 7              |      |
| -                 | 21 | Sidibe Mory       | -           | 8      | 1        | 9              |      |
| <b>Others</b>     |    |                   | -           | -      | -        | -              |      |
| <b>Total Team</b> |    |                   | 9           | 50     | 25       | 84             | 1.80 |


**Match:** 100 **Date:** 20.09.2014 **Spectators:** 9'121  
**City:** KATOWICE  
**Hall:** SPODEK  
**Match duration:** Start: 16:40 End: 19:04 Total: 2:24

| Teams               | Sets     | 1    | 2    | 3    | 4    | 5    | Total |
|---------------------|----------|------|------|------|------|------|-------|
| <b>FRA</b>          | <b>2</b> | 18   | 25   | 23   | 25   | 12   | 103   |
| <b>BRA</b>          | <b>3</b> | 25   | 23   | 25   | 22   | 15   | 110   |
| <b>Set duration</b> |          | 0:25 | 0:28 | 0:27 | 0:28 | 0:17 | 2:05  |




### FRA • France

| Rk                | No | Name              | Aces | Faults | Serve Hits | Total Attempts | Note |
|-------------------|----|-------------------|------|--------|------------|----------------|------|
| 1                 | 9  | Ngapeth Earvin    | 2    | 8      | 12         | 22             | 0.40 |
| 2                 | 14 | Le Goff Nicolas   | 1    | -      | 15         | 16             | 0.20 |
| 2                 | 10 | Le Roux Kevin     | 1    | 6      | 14         | 21             | 0.20 |
| -                 | 2  | Grebennikov Jenia | -    | -      | -          | -              |      |
| -                 | 15 | Tuia Samuele      | -    | -      | -          | -              |      |
| -                 | 17 | Lafitte Franck    | -    | -      | -          | -              |      |
| -                 | 18 | Jaumel Yoann      | -    | -      | 1          | 1              |      |
| -                 | 21 | Sidibe Mory       | -    | -      | 12         | 12             |      |
| -                 | 6  | Toniutti Benjamin | -    | 1      | 15         | 16             |      |
| -                 | 7  | Tillie Kevin      | -    | 1      | 8          | 9              |      |
| -                 | 16 | Marechal Nicolas  | -    | 1      | 3          | 4              |      |
| -                 | 4  | Rouzier Antonin   | -    | 1      | 2          | 3              |      |
| <b>Others</b>     |    |                   | -    | -      | -          | -              |      |
| <b>Total Team</b> |    |                   | 4    | 18     | 82         | 104            | 0.80 |



| Team | Opponent errors & Team faults | Aces | Faults | Total Attempts |
|------|-------------------------------|------|--------|----------------|
|      |                               | 31   | -      | 31             |

| Rk                | No | Name              | Digs | Faults | Receptions | Total Attempts | Note |
|-------------------|----|-------------------|------|--------|------------|----------------|------|
| 1                 | 2  | Grebennikov Jenia | 14   | 6      | 7          | 27             | 2.80 |
| 2                 | 7  | Tillie Kevin      | 6    | 1      | 5          | 12             | 1.20 |
| 2                 | 21 | Sidibe Mory       | 6    | 3      | 1          | 10             | 1.20 |
| 4                 | 6  | Toniutti Benjamin | 5    | 1      | 13         | 19             | 1.00 |
| 4                 | 10 | Le Roux Kevin     | 5    | 1      | 1          | 7              | 1.00 |
| 4                 | 9  | Ngapeth Earvin    | 5    | 3      | 9          | 17             | 1.00 |
| 7                 | 14 | Le Goff Nicolas   | 3    | 1      | 2          | 6              | 0.60 |
| 8                 | 16 | Marechal Nicolas  | 1    | -      | -          | 1              | 0.20 |
| 8                 | 4  | Rouzier Antonin   | 1    | 1      | -          | 2              | 0.20 |
| 8                 | 18 | Jaumel Yoann      | 1    | 2      | -          | 3              | 0.20 |
| -                 | 15 | Tuia Samuele      | -    | -      | -          | -              |      |
| -                 | 17 | Lafitte Franck    | -    | -      | -          | -              |      |
| <b>Others</b>     |    |                   | -    | -      | -          | -              |      |
| <b>Total Team</b> |    |                   | 47   | 19     | 38         | 104            | 9.40 |



**Match:** 100 **Date:** 20.09.2014 **Spectators:** 9'121  
**City:** KATOWICE  
**Hall:** SPODEK  
**Match duration:** **Start:** 16:40 **End:** 19:04 **Total:** 2:24

| Teams               | Sets | 1    | 2    | 3    | 4    | 5    | Total |
|---------------------|------|------|------|------|------|------|-------|
| FRA                 | 2    | 18   | 25   | 23   | 25   | 12   | 103   |
| BRA                 | 3    | 25   | 23   | 25   | 22   | 15   | 110   |
| <b>Set duration</b> |      | 0:25 | 0:28 | 0:27 | 0:28 | 0:17 | 2:05  |




### FRA • France



**Set**

Avg. by set

| Rk                | No | Name              | Running Sets | Faults | Still Sets | Total Attempts | Note |
|-------------------|----|-------------------|--------------|--------|------------|----------------|------|
| 1                 | 6  | Toniutti Benjamin | 46           | -      | 48         | 94             | 9.20 |
| -                 | 4  | Rouzier Antonin   | -            | -      | -          | -              |      |
| -                 | 7  | Tillie Kevin      | -            | -      | -          | -              |      |
| -                 | 9  | Ngapeth Earvin    | -            | -      | -          | -              |      |
| -                 | 10 | Le Roux Kevin     | -            | -      | -          | -              |      |
| -                 | 14 | Le Goff Nicolas   | -            | -      | -          | -              |      |
| -                 | 15 | Tuia Samuele      | -            | -      | -          | -              |      |
| -                 | 16 | Marechal Nicolas  | -            | -      | -          | -              |      |
| -                 | 17 | Lafitte Franck    | -            | -      | -          | -              |      |
| -                 | 18 | Jaumel Yoann      | -            | -      | 4          | 4              |      |
| -                 | 21 | Sidibe Mory       | -            | -      | -          | -              |      |
| -                 | 2  | Grebennikov Jenia | -            | 1      | -          | 1              |      |
| <b>Others</b>     |    |                   | -            | -      | -          | -              |      |
| <b>Total Team</b> |    |                   | 46           | 1      | 52         | 99             | 9.20 |



**Reception**

Eff. %  
Limit: 25.00%

| Rk                | No | Name              | Excellents | Faults | Serve Receptions | Total Attempts | Note  |
|-------------------|----|-------------------|------------|--------|------------------|----------------|-------|
| 1                 | 9  | Ngapeth Earvin    | 28         | 1      | 23               | 52             | 51.92 |
| -                 | 2  | Grebennikov Jenia | 8          | -      | 11               | 19             |       |
| -                 | 7  | Tillie Kevin      | 9          | 2      | 5                | 16             |       |
| -                 | 16 | Marechal Nicolas  | 1          | -      | 2                | 3              |       |
| -                 | 6  | Toniutti Benjamin | 1          | -      | -                | 1              |       |
| -                 | 4  | Rouzier Antonin   | -          | -      | -                | -              |       |
| -                 | 10 | Le Roux Kevin     | -          | -      | -                | -              |       |
| -                 | 14 | Le Goff Nicolas   | -          | -      | -                | -              |       |
| -                 | 15 | Tuia Samuele      | -          | -      | -                | -              |       |
| -                 | 17 | Lafitte Franck    | -          | -      | -                | -              |       |
| -                 | 18 | Jaumel Yoann      | -          | -      | -                | -              |       |
| -                 | 21 | Sidibe Mory       | -          | -      | -                | -              |       |
| <b>Others</b>     |    |                   | -          | -      | -                | -              |       |
| <b>Total Team</b> |    |                   | 47         | 3      | 41               | 91             | 48.35 |

**Match:** 100 **Date:** 20.09.2014 **Spectators:** 9'121  
**City:** KATOWICE  
**Hall:** SPODEK  
**Match duration:** **Start:** 16:40 **End:** 19:04 **Total:** 2:24

| Teams               | Sets | 1    | 2    | 3    | 4    | 5    | Total |
|---------------------|------|------|------|------|------|------|-------|
| FRA                 | 2    | 18   | 25   | 23   | 25   | 12   | 103   |
| BRA                 | 3    | 25   | 23   | 25   | 22   | 15   | 110   |
| <b>Set duration</b> |      | 0:25 | 0:28 | 0:27 | 0:28 | 0:17 | 2:05  |



### BRA • Brazil



**Spike**

Succ. %  
Limit: 15.00%

| Rk                | No | Name                              | Spikes | Faults | Shots | Total Attempts | Note  |
|-------------------|----|-----------------------------------|--------|--------|-------|----------------|-------|
| 1                 | 16 | Saatkamp Lucas                    | 14     | 1      | 7     | 22             | 63.64 |
| 2                 | 4  | De Souza Wallace                  | 16     | 2      | 10    | 28             | 57.14 |
| 3                 | 10 | Lucarelli Santos De Souza Ricardo | 18     | 10     | 6     | 34             | 52.94 |
| -                 | 5  | Dos Santos Jr. Sidnei             | 8      | 1      | 5     | 14             |       |
| -                 | 6  | Vissotto Neves Leandro            | 6      | 1      | 4     | 11             |       |
| -                 | 8  | Endres Murilo                     | 2      | 1      | 6     | 9              |       |
| -                 | 1  | Rezende Bruno Mossa               | 1      | -      | 1     | 2              |       |
| -                 | 3  | Carbonera Eder                    | -      | -      | -     | -              |       |
| -                 | 11 | Silva Felipe Lourenço             | -      | -      | -     | -              |       |
| -                 | 12 | Fonteles Luiz Felipe Marques      | -      | -      | -     | -              |       |
| -                 | 19 | Da Silva Pedreira Junior Mario    | -      | -      | -     | -              |       |
| -                 | 20 | Vieira De Oliveira Raphael        | -      | -      | -     | -              |       |
| <b>Others</b>     |    |                                   | -      | -      | -     | -              |       |
| <b>Total Team</b> |    |                                   | 65     | 16     | 39    | 120            | 54.17 |



**Block**

Avg. by set

| Rk                | No | Name                              | Kill Blocks | Faults | Rebounds | Total Attempts | Note |
|-------------------|----|-----------------------------------|-------------|--------|----------|----------------|------|
| 1                 | 5  | Dos Santos Jr. Sidnei             | 4           | 9      | 10       | 23             | 0.80 |
| 1                 | 10 | Lucarelli Santos De Souza Ricardo | 4           | 7      | 5        | 16             | 0.80 |
| 3                 | 6  | Vissotto Neves Leandro            | 2           | 4      | 1        | 7              | 0.40 |
| 3                 | 16 | Saatkamp Lucas                    | 2           | 11     | 5        | 18             | 0.40 |
| 5                 | 8  | Endres Murilo                     | 1           | 10     | 4        | 15             | 0.20 |
| 5                 | 4  | De Souza Wallace                  | 1           | 10     | 3        | 14             | 0.20 |
| -                 | 3  | Carbonera Eder                    | -           | -      | -        | -              |      |
| -                 | 11 | Silva Felipe Lourenço             | -           | -      | -        | -              |      |
| -                 | 12 | Fonteles Luiz Felipe Marques      | -           | -      | -        | -              |      |
| -                 | 19 | Da Silva Pedreira Junior Mario    | -           | -      | -        | -              |      |
| -                 | 20 | Vieira De Oliveira Raphael        | -           | -      | -        | -              |      |
| -                 | 1  | Rezende Bruno Mossa               | -           | 5      | 6        | 11             |      |
| <b>Others</b>     |    |                                   | -           | -      | -        | -              |      |
| <b>Total Team</b> |    |                                   | 14          | 56     | 34       | 104            | 2.80 |

**Match:** 100 **Date:** 20.09.2014 **Spectators:** 9'121  
**City:** KATOWICE  
**Hall:** SPODEK  
**Match duration:** Start: 16:40 End: 19:04 Total: 2:24

| Teams        | Sets | 1    | 2    | 3    | 4    | 5    | Total |
|--------------|------|------|------|------|------|------|-------|
| FRA          | 2    | 18   | 25   | 23   | 25   | 12   | 103   |
| BRA          | 3    | 25   | 23   | 25   | 22   | 15   | 110   |
| Set duration |      | 0:25 | 0:28 | 0:27 | 0:28 | 0:17 | 2:05  |



### BRA • Brazil

| Rk                | No | Name                              | Aces | Faults | Serve Hits | Total Attempts | Note |
|-------------------|----|-----------------------------------|------|--------|------------|----------------|------|
| 1                 | 12 | Fonteles Luiz Felipe Marques      | 2    | -      | 6          | 8              | 0.40 |
| 2                 | 5  | Dos Santos Jr. Sidnei             | 1    | 5      | 11         | 17             | 0.20 |
| -                 | 3  | Carbonera Eder                    | -    | -      | -          | -              |      |
| -                 | 6  | Vissotto Neves Leandro            | -    | -      | -          | -              |      |
| -                 | 8  | Endres Murilo                     | -    | -      | 6          | 6              |      |
| -                 | 11 | Silva Felipe Lourenço             | -    | -      | -          | -              |      |
| -                 | 19 | Da Silva Pedreira Junior Mario    | -    | -      | -          | -              |      |
| -                 | 20 | Vieira De Oliveira Raphael        | -    | -      | 11         | 11             |      |
| -                 | 1  | Rezende Bruno Mossa               | -    | 1      | 12         | 13             |      |
| -                 | 10 | Lucarelli Santos De Souza Ricardo | -    | 3      | 15         | 18             |      |
| -                 | 16 | Saatkamp Lucas                    | -    | 4      | 16         | 20             |      |
| -                 | 4  | De Souza Wallace                  | -    | 5      | 11         | 16             |      |
| <b>Others</b>     |    |                                   | -    | -      | -          | -              |      |
| <b>Total Team</b> |    |                                   | 3    | 18     | 88         | 109            | 0.60 |



**Serve**

Avg. by set

| Team | Opponent errors & Team faults | Aces | Faults | Total Attempts |
|------|-------------------------------|------|--------|----------------|
|      | Opponent errors & Team faults | 28   | -      | 28             |

| Rk                | No | Name                              | Digs | Faults | Receptions | Total Attempts | Note |
|-------------------|----|-----------------------------------|------|--------|------------|----------------|------|
| 1                 | 1  | Rezende Bruno Mossa               | 7    | 1      | 5          | 13             | 1.40 |
| 2                 | 8  | Endres Murilo                     | 6    | 2      | 6          | 14             | 1.20 |
| 3                 | 4  | De Souza Wallace                  | 5    | 2      | 5          | 12             | 1.00 |
| 4                 | 10 | Lucarelli Santos De Souza Ricardo | 3    | 1      | 10         | 14             | 0.60 |
| 4                 | 11 | Silva Felipe Lourenço             | 3    | 1      | 6          | 10             | 0.60 |
| 6                 | 19 | Da Silva Pedreira Junior Mario    | 2    | -      | 4          | 6              | 0.40 |
| 6                 | 20 | Vieira De Oliveira Raphael        | 2    | 1      | 1          | 4              | 0.40 |
| 8                 | 5  | Dos Santos Jr. Sidnei             | 1    | -      | 4          | 5              | 0.20 |
| 8                 | 16 | Saatkamp Lucas                    | 1    | -      | 3          | 4              | 0.20 |
| -                 | 3  | Carbonera Eder                    | -    | -      | -          | -              |      |
| -                 | 12 | Fonteles Luiz Felipe Marques      | -    | -      | -          | -              |      |
| -                 | 6  | Vissotto Neves Leandro            | -    | 1      | 1          | 2              |      |
| <b>Others</b>     |    |                                   | -    | -      | -          | -              |      |
| <b>Total Team</b> |    |                                   | 30   | 9      | 45         | 84             | 6.00 |



**Dig**

Avg. by set

**Match:** 100 **Date:** 20.09.2014 **Spectators:** 9'121  
**City:** KATOWICE  
**Hall:** SPODEK  
**Match duration:** **Start:** 16:40 **End:** 19:04 **Total:** 2:24

| Teams               | Sets | 1    | 2    | 3    | 4    | 5    | Total |
|---------------------|------|------|------|------|------|------|-------|
| FRA                 | 2    | 18   | 25   | 23   | 25   | 12   | 103   |
| BRA                 | 3    | 25   | 23   | 25   | 22   | 15   | 110   |
| <b>Set duration</b> |      | 0:25 | 0:28 | 0:27 | 0:28 | 0:17 | 2:05  |



### BRA • Brazil



**Set**

Avg. by set

| Rk                | No | Name                              | Running Sets | Faults | Still Sets | Total Attempts | Note |
|-------------------|----|-----------------------------------|--------------|--------|------------|----------------|------|
| 1                 | 1  | Rezende Bruno Mossa               | 39           | -      | 47         | 86             | 7.80 |
| 2                 | 20 | Vieira De Oliveira Raphael        | 10           | -      | 4          | 14             | 2.00 |
| -                 | 3  | Carbonera Eder                    | -            | -      | -          | -              |      |
| -                 | 4  | De Souza Wallace                  | -            | -      | -          | -              |      |
| -                 | 5  | Dos Santos Jr. Sidnei             | -            | -      | -          | -              |      |
| -                 | 6  | Vissotto Neves Leandro            | -            | -      | -          | -              |      |
| -                 | 8  | Endres Murilo                     | -            | -      | -          | -              |      |
| -                 | 10 | Lucarelli Santos De Souza Ricardo | -            | -      | -          | -              |      |
| -                 | 11 | Silva Felipe Lourenço             | -            | -      | -          | -              |      |
| -                 | 12 | Fonteles Luiz Felipe Marques      | -            | -      | -          | -              |      |
| -                 | 16 | Saatkamp Lucas                    | -            | -      | -          | -              |      |
| -                 | 19 | Da Silva Pedreira Junior Mario    | -            | -      | -          | -              |      |
| <b>Others</b>     |    |                                   | -            | -      | -          | -              |      |
| <b>Total Team</b> |    |                                   | 49           | -      | 51         | 100            | 9.80 |



**Reception**

Eff. %  
Limit: 25.00%

| Rk                | No | Name                              | Excellents | Faults | Serve Receptions | Total Attempts | Note  |
|-------------------|----|-----------------------------------|------------|--------|------------------|----------------|-------|
| 1                 | 19 | Da Silva Pedreira Junior Mario    | 30         | 1      | 19               | 50             | 58.00 |
| 2                 | 8  | Endres Murilo                     | 9          | 2      | 13               | 24             | 29.17 |
| -                 | 10 | Lucarelli Santos De Souza Ricardo | 4          | 1      | 6                | 11             |       |
| -                 | 4  | De Souza Wallace                  | 1          | -      | -                | 1              |       |
| -                 | 1  | Rezende Bruno Mossa               | -          | -      | -                | -              |       |
| -                 | 3  | Carbonera Eder                    | -          | -      | -                | -              |       |
| -                 | 5  | Dos Santos Jr. Sidnei             | -          | -      | -                | -              |       |
| -                 | 6  | Vissotto Neves Leandro            | -          | -      | -                | -              |       |
| -                 | 11 | Silva Felipe Lourenço             | -          | -      | -                | -              |       |
| -                 | 12 | Fonteles Luiz Felipe Marques      | -          | -      | -                | -              |       |
| -                 | 16 | Saatkamp Lucas                    | -          | -      | -                | -              |       |
| -                 | 20 | Vieira De Oliveira Raphael        | -          | -      | -                | -              |       |
| <b>Others</b>     |    |                                   | -          | -      | -                | -              |       |
| <b>Total Team</b> |    |                                   | 44         | 4      | 38               | 86             | 46.51 |