


Match: 10 Date: 01.09.2014 Spectators: 3'000  
 City: Gdansk  
 Hall: Ergo Arena  
 Match duration: Start: 16:40 End: 18:08 Total: 1:28

| Teams        | Sets | 1    | 2    | 3    | 4 | 5 | Total |
|--------------|------|------|------|------|---|---|-------|
| MEX          | 0    | 16   | 17   | 21   |   |   | 54    |
| BUL          | 3    | 25   | 25   | 25   |   |   | 75    |
| Set duration |      | 0:22 | 0:24 | 0:29 |   |   | 1:15  |




## MEX • Mexico



**Spike**

Succ. %  
Limit: 15.00%

| Rk                | No | Name            | Spikes | Faults | Shots | Total Attempts | Note  |
|-------------------|----|-----------------|--------|--------|-------|----------------|-------|
| 1                 | 1  | Vargas Daniel   | 8      | 1      | 4     | 13             | 61.54 |
| 2                 | 9  | Guerra Carlos   | 6      | 6      | 6     | 18             | 33.33 |
| -                 | 14 | Aguilera Tomas  | 6      | 1      | 2     | 9              |       |
| -                 | 4  | Meyer Gustavo   | 1      | 2      | 6     | 9              |       |
| -                 | 10 | Rangel Pedro    | 2      | 1      | 4     | 7              |       |
| -                 | 13 | Cordova Samuel  | 3      | 2      | 2     | 7              |       |
| -                 | 7  | Quiñones Jorge  | 2      | 3      | 1     | 6              |       |
| -                 | 17 | Orellana Nestor | -      | 2      | 1     | 3              |       |
| -                 | 5  | Rangel Jesus    | -      | -      | -     | -              |       |
| -                 | 8  | Herrera Edgar   | -      | -      | -     | -              |       |
| -                 | 11 | Barajas Jorge   | -      | -      | -     | -              |       |
| -                 | 15 | Petris Martin   | -      | -      | -     | -              |       |
| Others            |    |                 | -      | -      | -     | -              |       |
| <b>Total Team</b> |    |                 | 28     | 18     | 26    | 72             | 38.89 |



**Block**

Avg. by set

| Rk                | No | Name            | Kill Blocks | Faults | Rebounds | Total Attempts | Note |
|-------------------|----|-----------------|-------------|--------|----------|----------------|------|
| 1                 | 1  | Vargas Daniel   | 2           | -      | 1        | 3              | 0.67 |
| 2                 | 9  | Guerra Carlos   | 1           | -      | 3        | 4              | 0.33 |
| -                 | 5  | Rangel Jesus    | -           | -      | -        | -              |      |
| -                 | 7  | Quiñones Jorge  | -           | -      | 2        | 2              |      |
| -                 | 8  | Herrera Edgar   | -           | -      | -        | -              |      |
| -                 | 11 | Barajas Jorge   | -           | -      | -        | -              |      |
| -                 | 15 | Petris Martin   | -           | -      | -        | -              |      |
| -                 | 17 | Orellana Nestor | -           | -      | -        | -              |      |
| -                 | 10 | Rangel Pedro    | -           | 2      | 2        | 4              |      |
| -                 | 13 | Cordova Samuel  | -           | 7      | 4        | 11             |      |
| -                 | 14 | Aguilera Tomas  | -           | 6      | 3        | 9              |      |
| -                 | 4  | Meyer Gustavo   | -           | 3      | 1        | 4              |      |
| Others            |    |                 | -           | -      | -        | -              |      |
| <b>Total Team</b> |    |                 | 3           | 18     | 16       | 37             | 1.00 |

Match: 10 Date: 01.09.2014 Spectators: 3'000  
 City: Gdansk  
 Hall: Ergo Arena  
 Match duration: Start: 16:40 End: 18:08 Total: 1:28

| Teams        | Sets | 1    | 2    | 3    | 4 | 5 | Total |
|--------------|------|------|------|------|---|---|-------|
| MEX          | 0    | 16   | 17   | 21   |   |   | 54    |
| BUL          | 3    | 25   | 25   | 25   |   |   | 75    |
| Set duration |      | 0:22 | 0:24 | 0:29 |   |   | 1:15  |



### MEX • Mexico

| Rk                | No | Name            | Aces | Faults | Serve Hits | Total Attempts | Note |
|-------------------|----|-----------------|------|--------|------------|----------------|------|
| 1                 | 13 | Cordova Samuel  | 2    | 1      | 4          | 7              | 0.67 |
| 1                 | 9  | Guerra Carlos   | 2    | 2      | 7          | 11             | 0.67 |
| -                 | 4  | Meyer Gustavo   | -    | -      | 5          | 5              |      |
| -                 | 5  | Rangel Jesus    | -    | -      | -          | -              |      |
| -                 | 8  | Herrera Edgar   | -    | -      | 1          | 1              |      |
| -                 | 15 | Petris Martin   | -    | -      | -          | -              |      |
| -                 | 17 | Orellana Nestor | -    | -      | -          | -              |      |
| -                 | 7  | Quiñones Jorge  | -    | 1      | 5          | 6              |      |
| -                 | 10 | Rangel Pedro    | -    | 2      | 8          | 10             |      |
| -                 | 14 | Aguilera Tomas  | -    | 1      | 4          | 5              |      |
| -                 | 1  | Vargas Daniel   | -    | 3      | 5          | 8              |      |
| -                 | 11 | Barajas Jorge   | -    | 1      | 1          | 2              |      |
| Others            |    |                 | -    | -      | -          | -              |      |
| <b>Total Team</b> |    |                 | 4    | 11     | 40         | 55             | 1.33 |



**Serve**

Avg. by set

| Team | Opponent errors & Team faults | Aces | Faults | Total Attempts |
|------|-------------------------------|------|--------|----------------|
|      |                               | 19   | 3      | 22             |

| Rk                | No | Name            | Digs | Faults | Receptions | Total Attempts | Note |
|-------------------|----|-----------------|------|--------|------------|----------------|------|
| 1                 | 5  | Rangel Jesus    | 6    | -      | 5          | 11             | 2.00 |
| 2                 | 1  | Vargas Daniel   | 5    | 2      | 1          | 8              | 1.67 |
| 3                 | 10 | Rangel Pedro    | 4    | 1      | 1          | 6              | 1.33 |
| 4                 | 9  | Guerra Carlos   | 2    | 1      | 1          | 4              | 0.67 |
| 4                 | 7  | Quiñones Jorge  | 2    | 3      | 2          | 7              | 0.67 |
| 6                 | 4  | Meyer Gustavo   | 1    | 1      | -          | 2              | 0.33 |
| 6                 | 14 | Aguilera Tomas  | 1    | 1      | -          | 2              | 0.33 |
| -                 | 8  | Herrera Edgar   | -    | -      | -          | -              |      |
| -                 | 11 | Barajas Jorge   | -    | -      | -          | -              |      |
| -                 | 15 | Petris Martin   | -    | -      | -          | -              |      |
| -                 | 17 | Orellana Nestor | -    | -      | -          | -              |      |
| -                 | 13 | Cordova Samuel  | -    | 1      | 1          | 2              |      |
| Others            |    |                 | -    | 11     | -          | 11             |      |
| <b>Total Team</b> |    |                 | 21   | 21     | 11         | 53             | 7.00 |



**Dig**

Avg. by set



Match: 10 Date: 01.09.2014 Spectators: 3'000  
 City: Gdansk  
 Hall: Ergo Arena  
 Match duration: Start: 16:40 End: 18:08 Total: 1:28

| Teams        | Sets | 1    | 2    | 3    | 4 | 5 | Total |
|--------------|------|------|------|------|---|---|-------|
| MEX          | 0    | 16   | 17   | 21   |   |   | 54    |
| BUL          | 3    | 25   | 25   | 25   |   |   | 75    |
| Set duration |      | 0:22 | 0:24 | 0:29 |   |   | 1:15  |



## MEX • Mexico



**Set**

Avg. by set

| Rk                | No | Name            | Running Sets | Faults | Still Sets | Total Attempts | Note |
|-------------------|----|-----------------|--------------|--------|------------|----------------|------|
| 1                 | 10 | Rangel Pedro    | 13           | -      | 43         | 56             | 4.33 |
| -                 | 1  | Vargas Daniel   | -            | -      | 1          | 1              |      |
| -                 | 4  | Meyer Gustavo   | -            | -      | -          | -              |      |
| -                 | 5  | Rangel Jesus    | -            | -      | 4          | 4              |      |
| -                 | 7  | Quiñones Jorge  | -            | -      | -          | -              |      |
| -                 | 8  | Herrera Edgar   | -            | -      | -          | -              |      |
| -                 | 9  | Guerra Carlos   | -            | -      | 1          | 1              |      |
| -                 | 11 | Barajas Jorge   | -            | -      | -          | -              |      |
| -                 | 13 | Cordova Samuel  | -            | -      | -          | -              |      |
| -                 | 14 | Aguilera Tomas  | -            | -      | -          | -              |      |
| -                 | 15 | Petris Martin   | -            | -      | -          | -              |      |
| -                 | 17 | Orellana Nestor | -            | -      | -          | -              |      |
| <b>Others</b>     |    |                 | -            | -      | -          | -              |      |
| <b>Total Team</b> |    |                 | 13           | -      | 49         | 62             | 4.33 |



**Reception**

Eff. %  
Limit: 25.00%


| Rk                | No | Name            | Excellents | Faults | Serve Receptions | Total Attempts | Note  |
|-------------------|----|-----------------|------------|--------|------------------|----------------|-------|
| 1                 | 7  | Quiñones Jorge  | 8          | 1      | 11               | 20             | 35.00 |
| 2                 | 5  | Rangel Jesus    | 5          | 2      | 10               | 17             | 17.65 |
| 3                 | 9  | Guerra Carlos   | 2          | 1      | 14               | 17             | 5.88  |
| -                 | 4  | Meyer Gustavo   | 2          | -      | 4                | 6              |       |
| -                 | 1  | Vargas Daniel   | -          | -      | -                | -              |       |
| -                 | 8  | Herrera Edgar   | -          | -      | -                | -              |       |
| -                 | 10 | Rangel Pedro    | -          | -      | -                | -              |       |
| -                 | 11 | Barajas Jorge   | -          | -      | -                | -              |       |
| -                 | 13 | Cordova Samuel  | -          | -      | -                | -              |       |
| -                 | 14 | Aguilera Tomas  | -          | -      | -                | -              |       |
| -                 | 15 | Petris Martin   | -          | -      | -                | -              |       |
| -                 | 17 | Orellana Nestor | -          | -      | -                | -              |       |
| <b>Others</b>     |    |                 | -          | -      | -                | -              |       |
| <b>Total Team</b> |    |                 | 17         | 4      | 39               | 60             | 21.67 |

**Match:** 10 **Date:** 01.09.2014 **Spectators:** 3'000  
**City:** Gdansk  
**Hall:** Ergo Arena  
**Match duration:** Start: 16:40 End: 18:08 Total: 1:28

| Teams               | Sets     | 1    | 2    | 3    | 4 | 5 | Total |
|---------------------|----------|------|------|------|---|---|-------|
| <b>MEX</b>          | <b>0</b> | 16   | 17   | 21   |   |   | 54    |
| <b>BUL</b>          | <b>3</b> | 25   | 25   | 25   |   |   | 75    |
| <b>Set duration</b> |          | 0:22 | 0:24 | 0:29 |   |   | 1:15  |




### BUL • Bulgaria



**Spike**

Succ. %  
Limit: 15.00%

| Rk                | No | Name                | Spikes | Faults | Shots | Total Attempts | Note  |
|-------------------|----|---------------------|--------|--------|-------|----------------|-------|
| 1                 | 15 | Aleksiev Todor      | 12     | 1      | 7     | 20             | 60.00 |
| 2                 | 19 | Sokolov Tsvetan     | 12     | 2      | 8     | 22             | 54.55 |
| -                 | 5  | Gotsev Svetoslav    | 4      | 1      | 4     | 9              |       |
| -                 | 17 | Penchev Nikolay     | 6      | 1      | 2     | 9              |       |
| -                 | 12 | Yosifov Viktor      | 1      | -      | 3     | 4              |       |
| -                 | 3  | Zhekov Andrey       | 1      | -      | 1     | 2              |       |
| -                 | 6  | Milushev Danail     | -      | -      | -     | -              |       |
| -                 | 7  | Gradinarov Miroslav | -      | -      | -     | -              |       |
| -                 | 8  | Skrimov Todor       | -      | -      | -     | -              |       |
| -                 | 9  | Dimitrov Dobromir   | -      | -      | -     | -              |       |
| -                 | 13 | Salparov Teodor     | -      | -      | -     | -              |       |
| -                 | 14 | Todorov Teodor      | -      | -      | -     | -              |       |
| <b>Others</b>     |    |                     | -      | -      | -     | -              |       |
| <b>Total Team</b> |    |                     | 36     | 5      | 25    | 66             | 54.55 |



**Block**

Avg. by set

| Rk                | No | Name                | Kill Blocks | Faults | Rebounds | Total Attempts | Note |
|-------------------|----|---------------------|-------------|--------|----------|----------------|------|
| 1                 | 12 | Yosifov Viktor      | 4           | 1      | 5        | 10             | 1.33 |
| 2                 | 15 | Aleksiev Todor      | 2           | 3      | 3        | 8              | 0.67 |
| 3                 | 19 | Sokolov Tsvetan     | 1           | 4      | 3        | 8              | 0.33 |
| 3                 | 3  | Zhekov Andrey       | 1           | 3      | 1        | 5              | 0.33 |
| -                 | 6  | Milushev Danail     | -           | -      | -        | -              |      |
| -                 | 7  | Gradinarov Miroslav | -           | -      | -        | -              |      |
| -                 | 8  | Skrimov Todor       | -           | -      | -        | -              |      |
| -                 | 9  | Dimitrov Dobromir   | -           | -      | -        | -              |      |
| -                 | 13 | Salparov Teodor     | -           | -      | -        | -              |      |
| -                 | 14 | Todorov Teodor      | -           | -      | -        | -              |      |
| -                 | 5  | Gotsev Svetoslav    | -           | 2      | 4        | 6              |      |
| -                 | 17 | Penchev Nikolay     | -           | 1      | -        | 1              |      |
| <b>Others</b>     |    |                     | -           | -      | -        | -              |      |
| <b>Total Team</b> |    |                     | 8           | 14     | 16       | 38             | 2.67 |

**Match:** 10 **Date:** 01.09.2014 **Spectators:** 3'000  
**City:** Gdansk  
**Hall:** Ergo Arena  
**Match duration:** **Start:** 16:40 **End:** 18:08 **Total:** 1:28

| Teams               | Sets     | 1    | 2    | 3    | 4 | 5 | Total |
|---------------------|----------|------|------|------|---|---|-------|
| <b>MEX</b>          | <b>0</b> | 16   | 17   | 21   |   |   | 54    |
| <b>BUL</b>          | <b>3</b> | 25   | 25   | 25   |   |   | 75    |
| <b>Set duration</b> |          | 0:22 | 0:24 | 0:29 |   |   | 1:15  |



### BUL • Bulgaria

| Rk                | No | Name                | Aces | Faults | Serve Hits | Total Attempts | Note |
|-------------------|----|---------------------|------|--------|------------|----------------|------|
| 1                 | 12 | Yosifov Viktor      | 1    | -      | 11         | 12             | 0.33 |
| 1                 | 17 | Penchev Nikolay     | 1    | 2      | 9          | 12             | 0.33 |
| 1                 | 3  | Zhekov Andrey       | 1    | 4      | 4          | 9              | 0.33 |
| 1                 | 19 | Sokolov Tsvetan     | 1    | 5      | 3          | 9              | 0.33 |
| -                 | 6  | Milushev Danail     | -    | -      | -          | -              |      |
| -                 | 7  | Gradinarov Miroslav | -    | -      | 2          | 2              |      |
| -                 | 9  | Dimitrov Dobromir   | -    | -      | -          | -              |      |
| -                 | 13 | Salparov Teodor     | -    | -      | -          | -              |      |
| -                 | 14 | Todorov Teodor      | -    | -      | -          | -              |      |
| -                 | 5  | Gotsev Svetoslav    | -    | 1      | 17         | 18             |      |
| -                 | 15 | Aleksiev Todor      | -    | 1      | 8          | 9              |      |
| -                 | 8  | Skrimov Todor       | -    | 1      | 2          | 3              |      |
| <b>Others</b>     |    |                     | -    | -      | -          | -              |      |
| <b>Total Team</b> |    |                     | 4    | 14     | 56         | 74             | 1.33 |



**Serve**

Avg. by set

| Team | Opponent errors & Team faults | Aces | Faults | Total Attempts |
|------|-------------------------------|------|--------|----------------|
|      |                               | 27   | 5      | 32             |

| Rk                | No | Name                | Digs | Faults | Receptions | Total Attempts | Note |
|-------------------|----|---------------------|------|--------|------------|----------------|------|
| 1                 | 17 | Penchev Nikolay     | 9    | 1      | -          | 10             | 3.00 |
| 2                 | 13 | Salparov Teodor     | 8    | 1      | 3          | 12             | 2.67 |
| 3                 | 15 | Aleksiev Todor      | 3    | -      | 1          | 4              | 1.00 |
| 3                 | 19 | Sokolov Tsvetan     | 3    | 1      | -          | 4              | 1.00 |
| 5                 | 3  | Zhekov Andrey       | 2    | 1      | 1          | 4              | 0.67 |
| 6                 | 5  | Gotsev Svetoslav    | 1    | -      | -          | 1              | 0.33 |
| 6                 | 8  | Skrimov Todor       | 1    | -      | -          | 1              | 0.33 |
| 6                 | 12 | Yosifov Viktor      | 1    | 1      | -          | 2              | 0.33 |
| -                 | 6  | Milushev Danail     | -    | -      | -          | -              |      |
| -                 | 7  | Gradinarov Miroslav | -    | -      | -          | -              |      |
| -                 | 9  | Dimitrov Dobromir   | -    | -      | -          | -              |      |
| -                 | 14 | Todorov Teodor      | -    | -      | -          | -              |      |
| <b>Others</b>     |    |                     | -    | 7      | -          | 7              |      |
| <b>Total Team</b> |    |                     | 28   | 12     | 5          | 45             | 9.33 |



**Dig**

Avg. by set

Match: 10 Date: 01.09.2014 Spectators: 3'000

City: Gdansk


Hall: Ergo Arena

Match duration: Start: 16:40 End: 18:08 Total: 1:28

| Teams        | Sets | 1    | 2    | 3    | 4 | 5 | Total |
|--------------|------|------|------|------|---|---|-------|
| MEX          | 0    | 16   | 17   | 21   |   |   | 54    |
| BUL          | 3    | 25   | 25   | 25   |   |   | 75    |
| Set duration |      | 0:22 | 0:24 | 0:29 |   |   | 1:15  |




## BUL • Bulgaria



**Set**

Avg. by set

| Rk                | No | Name                | Running Sets | Faults | Still Sets | Total Attempts | Note |
|-------------------|----|---------------------|--------------|--------|------------|----------------|------|
| 1                 | 3  | Zhekov Andrey       | 24           | -      | 32         | 56             | 8.00 |
| -                 | 5  | Gotsev Svetoslav    | -            | -      | -          | -              |      |
| -                 | 6  | Milushev Danail     | -            | -      | -          | -              |      |
| -                 | 7  | Gradinarov Miroslav | -            | -      | -          | -              |      |
| -                 | 8  | Skrimov Todor       | -            | -      | -          | -              |      |
| -                 | 9  | Dimitrov Dobromir   | -            | -      | -          | -              |      |
| -                 | 12 | Yosifov Viktor      | -            | -      | -          | -              |      |
| -                 | 13 | Salparov Teodor     | -            | -      | 1          | 1              |      |
| -                 | 14 | Todorov Teodor      | -            | -      | -          | -              |      |
| -                 | 15 | Aleksiev Todor      | -            | -      | 1          | 1              |      |
| -                 | 17 | Penchev Nikolay     | -            | -      | -          | -              |      |
| -                 | 19 | Sokolov Tsvetan     | -            | -      | -          | -              |      |
| <b>Others</b>     |    |                     | -            | -      | -          | -              |      |
| <b>Total Team</b> |    |                     | 24           | -      | 34         | 58             | 8.00 |



**Reception**

Eff. %  
Limit: 25.00%

| Rk                | No | Name                | Excellents | Faults | Serve Receptions | Total Attempts | Note  |
|-------------------|----|---------------------|------------|--------|------------------|----------------|-------|
| 1                 | 13 | Salparov Teodor     | 8          | 2      | 3                | 13             | 46.15 |
| 2                 | 17 | Penchev Nikolay     | 9          | 1      | 9                | 19             | 42.11 |
| -                 | 15 | Aleksiev Todor      | 4          | 1      | 4                | 9              |       |
| -                 | 7  | Gradinarov Miroslav | 1          | -      | 1                | 2              |       |
| -                 | 3  | Zhekov Andrey       | -          | -      | 1                | 1              |       |
| -                 | 5  | Gotsev Svetoslav    | -          | -      | -                | -              |       |
| -                 | 6  | Milushev Danail     | -          | -      | -                | -              |       |
| -                 | 8  | Skrimov Todor       | -          | -      | -                | -              |       |
| -                 | 9  | Dimitrov Dobromir   | -          | -      | -                | -              |       |
| -                 | 12 | Yosifov Viktor      | -          | -      | -                | -              |       |
| -                 | 14 | Todorov Teodor      | -          | -      | -                | -              |       |
| -                 | 19 | Sokolov Tsvetan     | -          | -      | -                | -              |       |
| <b>Others</b>     |    |                     | -          | -      | -                | -              |       |
| <b>Total Team</b> |    |                     | 22         | 4      | 18               | 44             | 40.91 |