



P-3 VOLLEYBALL • Match players ranking

2006 FIVB Men's World Championship Semifinals / Place 1st-4th




Match: 93 **Date:** 02.12.2006 **Spectators:** 5'456
City: Tokyo
Hall: Yoyogi National Stadium
Match duration: Start: 15:00 End: 16:54 Total: 1:54

| Teams | Sets | 1 | 2 | 3 | 4 | 5 | Total |
|---------------------|----------|------|------|------|------|---|-------|
| POL | 3 | 25 | 26 | 25 | 25 | | 101 |
| BUL | 1 | 20 | 28 | 23 | 23 | | 94 |
| Set duration | | 0:23 | 0:29 | 0:26 | 0:27 | | 1:45 |




POL • Poland



Spike

Succ. %
Limit: 15.00%


| Rk | No | Name | Spikes | Faults | Shots | Total Attempts | Note |
|-------------------|----|---------------------|--------|--------|-------|----------------|-------|
| 1 | 2 | Winiarski Michal | 17 | 3 | 7 | 27 | 62.96 |
| 2 | 10 | Wlazly Mariusz | 16 | 6 | 9 | 31 | 51.61 |
| 3 | 13 | Swiderski Sebastian | 13 | 4 | 11 | 28 | 46.43 |
| - | 11 | Kadziewicz Lukasz | 8 | 3 | 3 | 14 | |
| - | 4 | Plinski Daniel | 5 | - | 4 | 9 | |
| - | 12 | Szymanski Grzegorz | - | 1 | 2 | 3 | |
| - | 5 | Zagumny Pawel | 1 | - | 1 | 2 | |
| - | 3 | Gruszka Piotr | 1 | - | - | 1 | |
| - | 7 | Grzyb Wojciech | - | - | - | - | |
| - | 9 | Zygadlo Lukasz | - | - | - | - | |
| - | 15 | Gacek Piotr | - | - | - | - | |
| - | 17 | Bakiewicz Michal | - | - | - | - | |
| Others | | | - | - | - | - | |
| Total Team | | | 61 | 17 | 37 | 115 | 53.04 |



Block

Avg. by set

| Rk | No | Name | Kill Blocks | Faults | Rebounds | Total Attempts | Note |
|-------------------|----|---------------------|-------------|--------|----------|----------------|------|
| 1 | 11 | Kadziewicz Lukasz | 4 | 4 | 8 | 16 | 1.00 |
| 1 | 4 | Plinski Daniel | 4 | 4 | 4 | 12 | 1.00 |
| 3 | 2 | Winiarski Michal | 2 | - | 2 | 4 | 0.50 |
| 4 | 10 | Wlazly Mariusz | 1 | 2 | - | 3 | 0.25 |
| - | 3 | Gruszka Piotr | - | - | - | - | |
| - | 7 | Grzyb Wojciech | - | - | - | - | |
| - | 9 | Zygadlo Lukasz | - | - | - | - | |
| - | 15 | Gacek Piotr | - | - | - | - | |
| - | 17 | Bakiewicz Michal | - | - | - | - | |
| - | 5 | Zagumny Pawel | - | 4 | 5 | 9 | |
| - | 13 | Swiderski Sebastian | - | 3 | 3 | 6 | |
| - | 12 | Szymanski Grzegorz | - | 4 | - | 4 | |
| Others | | | - | - | - | - | |
| Total Team | | | 11 | 21 | 22 | 54 | 2.75 |



Serve

Avg. by set

| Rk | No | Name | Aces | Faults | Serve Hits | Total Attempts | Note |
|-------------------|----|---------------------|------|--------|------------|----------------|------|
| 1 | 11 | Kadziewicz Lukasz | 3 | 3 | 13 | 19 | 0.75 |
| 2 | 2 | Winiarski Michal | 1 | 1 | 11 | 13 | 0.25 |
| 2 | 10 | Wlazly Mariusz | 1 | 4 | 8 | 13 | 0.25 |
| - | 3 | Gruszka Piotr | - | - | 1 | 1 | |
| - | 5 | Zagumny Pawel | - | - | 13 | 13 | |
| - | 7 | Grzyb Wojciech | - | - | - | - | |
| - | 9 | Zygadlo Lukasz | - | - | - | - | |
| - | 12 | Szymanski Grzegorz | - | - | 2 | 2 | |
| - | 13 | Swiderski Sebastian | - | - | 20 | 20 | |
| - | 15 | Gacek Piotr | - | - | - | - | |
| - | 17 | Bakiewicz Michal | - | - | - | - | |
| - | 4 | Plinski Daniel | - | 1 | 18 | 19 | |
| Others | | | - | - | - | - | |
| Total Team | | | 5 | 9 | 86 | 100 | 1.25 |

| Team | Opponent errors & Team faults | 24 | 5 | 29 |
|------|-------------------------------|----|---|----|
| | | | | |





P-3 VOLLEYBALL • Match players ranking

2006 FIVB Men's World Championship
Semifinals / Place 1st-4th




Match: 93 **Date:** 02.12.2006 **Spectators:** 5'456
City: Tokyo
Hall: Yoyogi National Stadium
Match duration: **Start:** 15:00 **End:** 16:54 **Total:** 1:54

| Teams | Sets | 1 | 2 | 3 | 4 | 5 | Total |
|---------------------|----------|------|------|------|------|---|-------|
| POL | 3 | 25 | 26 | 25 | 25 | | 101 |
| BUL | 1 | 20 | 28 | 23 | 23 | | 94 |
| Set duration | | 0:23 | 0:29 | 0:26 | 0:27 | | 1:45 |




POL • Poland



Dig

Avg. by set


| Rk | No | Name | Digs | Faults | Receptions | Total Attempts | Note |
|-------------------|----|---------------------|------|--------|------------|----------------|------|
| 1 | 15 | Gacek Piotr | 6 | 9 | 4 | 19 | 1.50 |
| 2 | 2 | Winiarski Michal | 4 | 3 | 6 | 13 | 1.00 |
| 2 | 13 | Swiderski Sebastian | 4 | 6 | 3 | 13 | 1.00 |
| 4 | 4 | Plinski Daniel | 3 | 2 | 2 | 7 | 0.75 |
| 5 | 5 | Zagumny Pawel | 2 | 7 | 12 | 21 | 0.50 |
| 5 | 10 | Wlazly Mariusz | 2 | 8 | 6 | 16 | 0.50 |
| 5 | 11 | Kadziewicz Lukasz | 2 | 4 | 1 | 7 | 0.50 |
| - | 3 | Gruszka Piotr | - | - | - | - | |
| - | 7 | Grzyb Wojciech | - | - | - | - | |
| - | 9 | Zygadlo Lukasz | - | - | - | - | |
| - | 17 | Bakiewicz Michal | - | - | - | - | |
| - | 12 | Szymanski Grzegorz | - | 1 | 1 | 2 | |
| Others | | | - | - | - | - | |
| Total Team | | | 23 | 40 | 35 | 98 | 5.75 |



Set

Avg. by set

| Rk | No | Name | Running Sets | Faults | Still Sets | Total Attempts | Note |
|-------------------|----|---------------------|--------------|--------|------------|----------------|-------|
| 1 | 5 | Zagumny Pawel | 45 | - | 52 | 97 | 11.25 |
| 2 | 4 | Plinski Daniel | 1 | - | - | 1 | 0.25 |
| - | 2 | Winiarski Michal | - | - | 2 | 2 | |
| - | 3 | Gruszka Piotr | - | - | - | - | |
| - | 7 | Grzyb Wojciech | - | - | - | - | |
| - | 9 | Zygadlo Lukasz | - | - | - | - | |
| - | 10 | Wlazly Mariusz | - | - | - | - | |
| - | 11 | Kadziewicz Lukasz | - | - | 6 | 6 | |
| - | 12 | Szymanski Grzegorz | - | - | - | - | |
| - | 13 | Swiderski Sebastian | - | - | 4 | 4 | |
| - | 15 | Gacek Piotr | - | - | - | - | |
| - | 17 | Bakiewicz Michal | - | - | - | - | |
| Others | | | - | - | - | - | |
| Total Team | | | 46 | - | 64 | 110 | 11.50 |



Reception

Eff. %
Limit: 25.00%

| Rk | No | Name | Excellents | Faults | Serve Receptions | Total Attempts | Note |
|-------------------|----|---------------------|------------|--------|------------------|----------------|-------|
| 1 | 15 | Gacek Piotr | 26 | - | 10 | 36 | 72.22 |
| 2 | 2 | Winiarski Michal | 19 | 1 | 6 | 26 | 69.23 |
| - | 13 | Swiderski Sebastian | 8 | - | 7 | 15 | |
| - | 3 | Gruszka Piotr | 2 | - | - | 2 | |
| - | 11 | Kadziewicz Lukasz | 1 | - | - | 1 | |
| - | 4 | Plinski Daniel | - | - | - | - | |
| - | 5 | Zagumny Pawel | - | - | - | - | |
| - | 7 | Grzyb Wojciech | - | - | - | - | |
| - | 9 | Zygadlo Lukasz | - | - | - | - | |
| - | 12 | Szymanski Grzegorz | - | - | - | - | |
| - | 17 | Bakiewicz Michal | - | - | - | - | |
| - | 10 | Wlazly Mariusz | - | 1 | 1 | 2 | |
| Others | | | - | - | - | - | |
| Total Team | | | 56 | 2 | 24 | 82 | 65.85 |





P-3 VOLLEYBALL • Match players ranking

2006 FIVB Men's World Championship
Semifinals / Place 1st-4th




Match: 93 **Date:** 02.12.2006 **Spectators:** 5'456
City: Tokyo
Hall: Yoyogi National Stadium
Match duration: **Start:** 15:00 **End:** 16:54 **Total:** 1:54

| Teams | Sets | 1 | 2 | 3 | 4 | 5 | Total |
|---------------------|----------|------|------|------|------|---|-------|
| POL | 3 | 25 | 26 | 25 | 25 | | 101 |
| BUL | 1 | 20 | 28 | 23 | 23 | | 94 |
| Set duration | | 0:23 | 0:29 | 0:26 | 0:27 | | 1:45 |




BUL • Bulgaria



Spike

Succ. %
Limit: 15.00%


| Rk | No | Name | Spikes | Faults | Shots | Total Attempts | Note |
|-------------------|----|---------------------|--------|--------|-------|----------------|-------|
| 1 | 4 | Yordanov Boyan | 19 | 1 | 7 | 27 | 70.37 |
| 2 | 6 | Kaziyski Matey | 13 | 7 | 12 | 32 | 40.63 |
| - | 17 | Konstantinov Plamen | 9 | 2 | 6 | 17 | |
| - | 1 | Ivanov Evgeni | 5 | 1 | 8 | 14 | |
| - | 11 | Nikolov Vladimir | 5 | 3 | 4 | 12 | |
| - | 15 | Gaydarski Krasimir | 7 | 1 | - | 8 | |
| - | 2 | Tsvetanov Hristo | 2 | 2 | 4 | 8 | |
| - | 3 | Zhekov Andrey | 1 | 1 | 1 | 3 | |
| - | 16 | Aleksiev Todor | 1 | 1 | 1 | 3 | |
| - | 5 | Zarev Ivan | - | - | - | - | |
| - | 13 | Salparov Teodor | - | - | - | - | |
| - | 19 | Peev Daniel | - | - | - | - | |
| Others | | | - | - | - | - | |
| Total Team | | | 62 | 19 | 43 | 124 | 50.00 |



Block

Avg. by set

| Rk | No | Name | Kill Blocks | Faults | Rebounds | Total Attempts | Note |
|-------------------|----|---------------------|-------------|--------|----------|----------------|------|
| 1 | 1 | Ivanov Evgeni | 2 | 7 | 6 | 15 | 0.50 |
| 2 | 3 | Zhekov Andrey | 1 | 1 | 3 | 5 | 0.25 |
| 2 | 4 | Yordanov Boyan | 1 | 4 | 4 | 9 | 0.25 |
| 2 | 16 | Aleksiev Todor | 1 | 1 | - | 2 | 0.25 |
| 2 | 17 | Konstantinov Plamen | 1 | 2 | 1 | 4 | 0.25 |
| 2 | 6 | Kaziyski Matey | 1 | 6 | 2 | 9 | 0.25 |
| - | 2 | Tsvetanov Hristo | - | - | 5 | 5 | |
| - | 5 | Zarev Ivan | - | - | - | - | |
| - | 13 | Salparov Teodor | - | - | - | - | |
| - | 19 | Peev Daniel | - | - | - | - | |
| - | 11 | Nikolov Vladimir | - | 1 | 3 | 4 | |
| - | 15 | Gaydarski Krasimir | - | 2 | 4 | 6 | |
| Others | | | - | - | - | - | |
| Total Team | | | 7 | 24 | 28 | 59 | 1.75 |



Serve

Avg. by set

| Rk | No | Name | Aces | Faults | Serve Hits | Total Attempts | Note |
|-------------------|----|---------------------|------|--------|------------|----------------|------|
| 1 | 6 | Kaziyski Matey | 1 | 1 | 18 | 20 | 0.25 |
| 1 | 4 | Yordanov Boyan | 1 | 5 | 6 | 12 | 0.25 |
| - | 2 | Tsvetanov Hristo | - | - | 6 | 6 | |
| - | 5 | Zarev Ivan | - | - | - | - | |
| - | 13 | Salparov Teodor | - | - | - | - | |
| - | 15 | Gaydarski Krasimir | - | - | 9 | 9 | |
| - | 16 | Aleksiev Todor | - | - | - | - | |
| - | 19 | Peev Daniel | - | - | - | - | |
| - | 3 | Zhekov Andrey | - | 2 | 16 | 18 | |
| - | 17 | Konstantinov Plamen | - | 2 | 12 | 14 | |
| - | 1 | Ivanov Evgeni | - | 2 | 10 | 12 | |
| - | 11 | Nikolov Vladimir | - | 1 | 3 | 4 | |
| Others | | | - | - | - | - | |
| Total Team | | | 2 | 13 | 80 | 95 | 0.50 |

| Team | Opponent errors & Team faults | 23 | 2 | 25 |
|------|-------------------------------|----|---|----|
| | | | | |





P-3 VOLLEYBALL • Match players ranking

2006 FIVB Men's World Championship Semifinals / Place 1st-4th




Match: 93 **Date:** 02.12.2006 **Spectators:** 5'456
City: Tokyo
Hall: Yoyogi National Stadium
Match duration: **Start:** 15:00 **End:** 16:54 **Total:** 1:54

| Teams | Sets | 1 | 2 | 3 | 4 | 5 | Total |
|---------------------|----------|------|------|------|------|---|-------|
| POL | 3 | 25 | 26 | 25 | 25 | | 101 |
| BUL | 1 | 20 | 28 | 23 | 23 | | 94 |
| Set duration | | 0:23 | 0:29 | 0:26 | 0:27 | | 1:45 |



BUL • Bulgaria



Dig

Avg. by set


| Rk | No | Name | Digs | Faults | Receptions | Total Attempts | Note |
|-------------------|----|---------------------|------|--------|------------|----------------|------|
| 1 | 13 | Salparov Teodor | 8 | 12 | 6 | 26 | 2.00 |
| 2 | 17 | Konstantinov Plamen | 6 | 4 | 4 | 14 | 1.50 |
| 2 | 6 | Kaziyski Matey | 6 | 7 | 3 | 16 | 1.50 |
| 4 | 4 | Yordanov Boyan | 3 | 3 | 5 | 11 | 0.75 |
| 5 | 3 | Zhekov Andrey | 1 | 5 | 10 | 16 | 0.25 |
| 5 | 11 | Nikolov Vladimir | 1 | 3 | 2 | 6 | 0.25 |
| - | 1 | Ivanov Evgeni | - | - | 3 | 3 | |
| - | 5 | Zarev Ivan | - | - | - | - | |
| - | 16 | Aleksiev Todor | - | - | - | - | |
| - | 19 | Peev Daniel | - | - | - | - | |
| - | 2 | Tsvetanov Hristo | - | 1 | 2 | 3 | |
| - | 15 | Gaydarski Krasimir | - | 1 | 2 | 3 | |
| Others | | | - | - | - | - | |
| Total Team | | | 25 | 36 | 37 | 98 | 6.25 |



Set

Avg. by set

| Rk | No | Name | Running Sets | Faults | Still Sets | Total Attempts | Note |
|-------------------|----|---------------------|--------------|--------|------------|----------------|-------|
| 1 | 3 | Zhekov Andrey | 53 | 2 | 53 | 108 | 13.25 |
| - | 1 | Ivanov Evgeni | - | - | 4 | 4 | |
| - | 2 | Tsvetanov Hristo | - | - | - | - | |
| - | 4 | Yordanov Boyan | - | - | 3 | 3 | |
| - | 5 | Zarev Ivan | - | - | - | - | |
| - | 6 | Kaziyski Matey | - | - | 4 | 4 | |
| - | 11 | Nikolov Vladimir | - | - | - | - | |
| - | 13 | Salparov Teodor | - | - | - | - | |
| - | 15 | Gaydarski Krasimir | - | - | 1 | 1 | |
| - | 16 | Aleksiev Todor | - | - | - | - | |
| - | 17 | Konstantinov Plamen | - | - | 1 | 1 | |
| - | 19 | Peev Daniel | - | - | - | - | |
| Others | | | - | - | - | - | |
| Total Team | | | 53 | 2 | 66 | 121 | 13.25 |



Reception

Eff. %
Limit: 25.00%

| Rk | No | Name | Excellents | Faults | Serve Receptions | Total Attempts | Note |
|-------------------|----|---------------------|------------|--------|------------------|----------------|-------|
| 1 | 13 | Salparov Teodor | 39 | 1 | 10 | 50 | 76.00 |
| - | 17 | Konstantinov Plamen | 13 | 1 | 6 | 20 | |
| - | 6 | Kaziyski Matey | 10 | 3 | 7 | 20 | |
| - | 19 | Peev Daniel | - | - | 1 | 1 | |
| - | 1 | Ivanov Evgeni | - | - | - | - | |
| - | 2 | Tsvetanov Hristo | - | - | - | - | |
| - | 3 | Zhekov Andrey | - | - | - | - | |
| - | 4 | Yordanov Boyan | - | - | - | - | |
| - | 5 | Zarev Ivan | - | - | - | - | |
| - | 11 | Nikolov Vladimir | - | - | - | - | |
| - | 15 | Gaydarski Krasimir | - | - | - | - | |
| - | 16 | Aleksiev Todor | - | - | - | - | |
| Others | | | - | - | - | - | |
| Total Team | | | 62 | 5 | 24 | 91 | 62.64 |

