



P-3 VOLLEYBALL • Match players ranking

2006 FIVB Men's World Championship
Pool E - Sendai, Japan




Match: 80 **Date:** 28.11.2006 **Spectators:** 4'142
City: Sendai
Hall: Sendai City Gymnasium
Match duration: **Start:** 15:25 **End:** 17:31 **Total:** 2:06

| Teams | Sets | 1 | 2 | 3 | 4 | 5 | Total |
|---------------------|----------|------|------|------|------|------|-------|
| POL | 3 | 19 | 19 | 25 | 25 | 15 | 103 |
| RUS | 2 | 25 | 25 | 22 | 20 | 11 | 103 |
| Set duration | | 0:24 | 0:23 | 0:25 | 0:27 | 0:15 | 1:54 |




POL • Poland



Spike

Succ. %
Limit: 15.00%


| Rk | No | Name | Spikes | Faults | Shots | Total Attempts | Note |
|-------------------|----|---------------------|--------|--------|-------|----------------|-------|
| 1 | 12 | Szymanski Grzegorz | 13 | 2 | 8 | 23 | 56.52 |
| 2 | 10 | Wlazly Mariusz | 11 | 5 | 8 | 24 | 45.83 |
| 3 | 2 | Winiarski Michal | 7 | 3 | 13 | 23 | 30.43 |
| - | 4 | Plinski Daniel | 9 | - | 8 | 17 | |
| - | 3 | Gruszka Piotr | 6 | 1 | 8 | 15 | |
| - | 13 | Swiderski Sebastian | 3 | 4 | 5 | 12 | |
| - | 11 | Kadziewicz Lukasz | 8 | - | 3 | 11 | |
| - | 17 | Bakiewicz Michal | 1 | 1 | - | 2 | |
| - | 5 | Zagumny Pawel | - | - | - | - | |
| - | 7 | Grzyb Wojciech | - | - | - | - | |
| - | 9 | Zygadlo Lukasz | - | - | - | - | |
| - | 15 | Gacek Piotr | - | - | - | - | |
| Others | | | - | - | - | - | |
| Total Team | | | 58 | 16 | 53 | 127 | 45.67 |



Block

Avg. by set

| Rk | No | Name | Kill Blocks | Faults | Rebounds | Total Attempts | Note |
|-------------------|----|---------------------|-------------|--------|----------|----------------|------|
| 1 | 11 | Kadziewicz Lukasz | 6 | 4 | 13 | 23 | 1.20 |
| 2 | 12 | Szymanski Grzegorz | 3 | 1 | - | 4 | 0.60 |
| 3 | 4 | Plinski Daniel | 2 | 3 | 7 | 12 | 0.40 |
| 4 | 10 | Wlazly Mariusz | 1 | 1 | 3 | 5 | 0.20 |
| 4 | 13 | Swiderski Sebastian | 1 | 1 | 1 | 3 | 0.20 |
| 4 | 3 | Gruszka Piotr | 1 | 1 | - | 2 | 0.20 |
| 4 | 2 | Winiarski Michal | 1 | 4 | 1 | 6 | 0.20 |
| - | 7 | Grzyb Wojciech | - | - | - | - | |
| - | 9 | Zygadlo Lukasz | - | - | - | - | |
| - | 15 | Gacek Piotr | - | - | - | - | |
| - | 17 | Bakiewicz Michal | - | - | - | - | |
| - | 5 | Zagumny Pawel | - | 1 | 6 | 7 | |
| Others | | | - | - | - | - | |
| Total Team | | | 15 | 16 | 31 | 62 | 3.00 |



Serve

Avg. by set

| Rk | No | Name | Aces | Faults | Serve Hits | Total Attempts | Note |
|-------------------|----|---------------------|------|--------|------------|----------------|------|
| 1 | 11 | Kadziewicz Lukasz | 2 | 4 | 11 | 17 | 0.40 |
| 2 | 5 | Zagumny Pawel | 1 | - | 17 | 18 | 0.20 |
| - | 4 | Plinski Daniel | - | - | 22 | 22 | |
| - | 7 | Grzyb Wojciech | - | - | - | - | |
| - | 9 | Zygadlo Lukasz | - | - | - | - | |
| - | 15 | Gacek Piotr | - | - | - | - | |
| - | 17 | Bakiewicz Michal | - | - | 1 | 1 | |
| - | 3 | Gruszka Piotr | - | 1 | 6 | 7 | |
| - | 10 | Wlazly Mariusz | - | 1 | 6 | 7 | |
| - | 12 | Szymanski Grzegorz | - | 2 | 7 | 9 | |
| - | 13 | Swiderski Sebastian | - | 2 | 7 | 9 | |
| - | 2 | Winiarski Michal | - | 4 | 8 | 12 | |
| Others | | | - | - | - | - | |
| Total Team | | | 3 | 14 | 85 | 102 | 0.60 |

| Team | Opponent errors & Team faults | | | | |
|------|-------------------------------|----|---|--|----|
| | | 27 | - | | 27 |





P-3 VOLLEYBALL • Match players ranking

2006 FIVB Men's World Championship

Pool E - Sendai, Japan



Match: 80 **Date:** 28.11.2006 **Spectators:** 4'142
City: Sendai
Hall: Sendai City Gymnasium
Match duration: **Start:** 15:25 **End:** 17:31 **Total:** 2:06

| Teams | Sets | 1 | 2 | 3 | 4 | 5 | Total |
|---------------------|----------|------|------|------|------|------|-------|
| POL | 3 | 19 | 19 | 25 | 25 | 15 | 103 |
| RUS | 2 | 25 | 25 | 22 | 20 | 11 | 103 |
| Set duration | | 0:24 | 0:23 | 0:25 | 0:27 | 0:15 | 1:54 |



POL • Poland



Dig

Avg. by set

| Rk | No | Name | Digs | Faults | Receptions | Total Attempts | Note |
|-------------------|----|---------------------|------|--------|------------|----------------|------|
| 1 | 15 | Gacek Piotr | 10 | 11 | - | 21 | 2.00 |
| 2 | 4 | Plinski Daniel | 5 | 4 | 2 | 11 | 1.00 |
| 3 | 2 | Winiarski Michal | 4 | 8 | 9 | 21 | 0.80 |
| 4 | 5 | Zagumny Pawel | 3 | 5 | 12 | 20 | 0.60 |
| 4 | 13 | Swiderski Sebastian | 3 | 6 | 4 | 13 | 0.60 |
| 4 | 3 | Gruszka Piotr | 3 | 6 | 2 | 11 | 0.60 |
| 4 | 12 | Szymanski Grzegorz | 3 | 4 | - | 7 | 0.60 |
| - | 7 | Grzyb Wojciech | - | - | - | - | |
| - | 9 | Zygadlo Lukasz | - | - | - | - | |
| - | 10 | Wlazly Mariusz | - | 3 | 5 | 8 | |
| - | 11 | Kadziewicz Lukasz | - | 2 | 3 | 5 | |
| - | 17 | Bakiewicz Michal | - | 2 | - | 2 | |
| Others | | | - | - | - | - | |
| Total Team | | | 31 | 51 | 37 | 119 | 6.20 |



Set

Avg. by set

| Rk | No | Name | Running Sets | Faults | Still Sets | Total Attempts | Note |
|-------------------|----|---------------------|--------------|--------|------------|----------------|-------|
| 1 | 5 | Zagumny Pawel | 55 | 1 | 42 | 98 | 11.00 |
| 2 | 9 | Zygadlo Lukasz | 4 | - | 3 | 7 | 0.80 |
| - | 2 | Winiarski Michal | - | - | 1 | 1 | |
| - | 3 | Gruszka Piotr | - | - | - | - | |
| - | 4 | Plinski Daniel | - | - | 8 | 8 | |
| - | 7 | Grzyb Wojciech | - | - | - | - | |
| - | 10 | Wlazly Mariusz | - | - | - | - | |
| - | 11 | Kadziewicz Lukasz | - | - | 3 | 3 | |
| - | 12 | Szymanski Grzegorz | - | - | 1 | 1 | |
| - | 13 | Swiderski Sebastian | - | - | - | - | |
| - | 15 | Gacek Piotr | - | - | 2 | 2 | |
| - | 17 | Bakiewicz Michal | - | - | - | - | |
| Others | | | - | - | - | - | |
| Total Team | | | 59 | 1 | 60 | 120 | 11.80 |



Reception

Eff. %
Limit: 25.00%

| Rk | No | Name | Excellents | Faults | Serve Receptions | Total Attempts | Note |
|-------------------|----|---------------------|------------|--------|------------------|----------------|-------|
| 1 | 15 | Gacek Piotr | 19 | 1 | 20 | 40 | 45.00 |
| - | 2 | Winiarski Michal | 10 | 1 | 10 | 21 | |
| - | 13 | Swiderski Sebastian | 10 | 1 | 5 | 16 | |
| - | 3 | Gruszka Piotr | 2 | 1 | 6 | 9 | |
| - | 17 | Bakiewicz Michal | 1 | 1 | 1 | 3 | |
| - | 4 | Plinski Daniel | 1 | - | - | 1 | |
| - | 5 | Zagumny Pawel | - | - | - | - | |
| - | 7 | Grzyb Wojciech | - | - | - | - | |
| - | 9 | Zygadlo Lukasz | - | - | - | - | |
| - | 10 | Wlazly Mariusz | - | - | - | - | |
| - | 11 | Kadziewicz Lukasz | - | - | - | - | |
| - | 12 | Szymanski Grzegorz | - | - | - | - | |
| Others | | | - | - | - | - | |
| Total Team | | | 43 | 5 | 42 | 90 | 42.22 |





P-3 VOLLEYBALL • Match players ranking

2006 FIVB Men's World Championship

Pool E - Sendai, Japan




Match: 80 **Date:** 28.11.2006 **Spectators:** 4'142
City: Sendai
Hall: Sendai City Gymnasium
Match duration: **Start:** 15:25 **End:** 17:31 **Total:** 2:06

| Teams | Sets | 1 | 2 | 3 | 4 | 5 | Total |
|---------------------|----------|------|------|------|------|------|-------|
| POL | 3 | 19 | 19 | 25 | 25 | 15 | 103 |
| RUS | 2 | 25 | 25 | 22 | 20 | 11 | 103 |
| Set duration | | 0:24 | 0:23 | 0:25 | 0:27 | 0:15 | 1:54 |




RUS • Russia



Spike

Succ. %
Limit: 15.00%


| Rk | No | Name | Spikes | Faults | Shots | Total Attempts | Note |
|-------------------|----|--------------------|--------|--------|-------|----------------|-------|
| 1 | 5 | Abramov Pavel | 15 | 3 | 10 | 28 | 53.57 |
| 2 | 9 | Poltavsky Semen | 15 | 7 | 14 | 36 | 41.67 |
| 3 | 10 | Kosarev Alexander | 10 | 4 | 14 | 28 | 35.71 |
| - | 7 | Kazakov Alexey | 9 | 1 | 4 | 14 | |
| - | 18 | Kuleshov Alexey | 4 | 2 | 6 | 12 | |
| - | 6 | Grankine Serguei | 4 | - | - | 4 | |
| - | 3 | Volkov Alexander | 1 | - | 1 | 2 | |
| - | 4 | Dineykin Stanislav | 1 | - | 1 | 2 | |
| - | 17 | Makarov Sergei | - | - | 1 | 1 | |
| - | 1 | Korneev Alexander | - | - | - | - | |
| - | 15 | Berezhko Yuriy | - | - | - | - | |
| - | 16 | Verbov Alexey | - | - | - | - | |
| Others | | | - | - | - | - | |
| Total Team | | | 59 | 17 | 51 | 127 | 46.46 |



Block

Avg. by set

| Rk | No | Name | Kill Blocks | Faults | Rebounds | Total Attempts | Note |
|-------------------|----|--------------------|-------------|--------|----------|----------------|------|
| 1 | 10 | Kosarev Alexander | 5 | 1 | 4 | 10 | 1.00 |
| 2 | 9 | Poltavsky Semen | 3 | 2 | 5 | 10 | 0.60 |
| 2 | 18 | Kuleshov Alexey | 3 | 4 | 10 | 17 | 0.60 |
| 2 | 7 | Kazakov Alexey | 3 | 7 | 3 | 13 | 0.60 |
| 5 | 6 | Grankine Serguei | 2 | 2 | 4 | 8 | 0.40 |
| 6 | 17 | Makarov Sergei | 1 | - | 1 | 2 | 0.20 |
| 6 | 3 | Volkov Alexander | 1 | 1 | 2 | 4 | 0.20 |
| - | 1 | Korneev Alexander | - | - | - | - | |
| - | 4 | Dineykin Stanislav | - | - | 1 | 1 | |
| - | 15 | Berezhko Yuriy | - | - | - | - | |
| - | 16 | Verbov Alexey | - | - | - | - | |
| - | 5 | Abramov Pavel | - | 1 | 1 | 2 | |
| Others | | | - | - | - | - | |
| Total Team | | | 18 | 18 | 31 | 67 | 3.60 |



Serve

Avg. by set

| Rk | No | Name | Aces | Faults | Serve Hits | Total Attempts | Note |
|-------------------|----|--------------------|------|--------|------------|----------------|------|
| 1 | 6 | Grankine Serguei | 2 | 7 | 8 | 17 | 0.40 |
| 2 | 7 | Kazakov Alexey | 1 | - | 12 | 13 | 0.20 |
| 2 | 10 | Kosarev Alexander | 1 | 3 | 15 | 19 | 0.20 |
| 2 | 9 | Poltavsky Semen | 1 | 3 | 14 | 18 | 0.20 |
| - | 1 | Korneev Alexander | - | - | - | - | |
| - | 3 | Volkov Alexander | - | - | 4 | 4 | |
| - | 4 | Dineykin Stanislav | - | - | 3 | 3 | |
| - | 15 | Berezhko Yuriy | - | - | - | - | |
| - | 16 | Verbov Alexey | - | - | - | - | |
| - | 17 | Makarov Sergei | - | - | 3 | 3 | |
| - | 18 | Kuleshov Alexey | - | - | 12 | 12 | |
| - | 5 | Abramov Pavel | - | 1 | 14 | 15 | |
| Others | | | - | - | - | - | |
| Total Team | | | 5 | 14 | 85 | 104 | 1.00 |

| Team | Opponent errors & Team faults | | | | |
|------|-------------------------------|----|---|--|----|
| | | 21 | - | | 21 |





P-3 VOLLEYBALL • Match players ranking

2006 FIVB Men's World Championship

Pool E - Sendai, Japan




Match: 80 **Date:** 28.11.2006 **Spectators:** 4'142
City: Sendai
Hall: Sendai City Gymnasium
Match duration: **Start:** 15:25 **End:** 17:31 **Total:** 2:06

| Teams | Sets | 1 | 2 | 3 | 4 | 5 | Total |
|---------------------|----------|------|------|------|------|------|-------|
| POL | 3 | 19 | 19 | 25 | 25 | 15 | 103 |
| RUS | 2 | 25 | 25 | 22 | 20 | 11 | 103 |
| Set duration | | 0:24 | 0:23 | 0:25 | 0:27 | 0:15 | 1:54 |



RUS • Russia



Dig

Avg. by set


| Rk | No | Name | Digs | Faults | Receptions | Total Attempts | Note |
|-------------------|----|--------------------|------|--------|------------|----------------|------|
| 1 | 16 | Verbov Alexey | 10 | 10 | 18 | 38 | 2.00 |
| 2 | 5 | Abramov Pavel | 7 | 8 | 3 | 18 | 1.40 |
| 3 | 9 | Poltavsky Semen | 4 | 6 | 3 | 13 | 0.80 |
| 4 | 6 | Grankine Serguei | 3 | 8 | 7 | 18 | 0.60 |
| 5 | 7 | Kazakov Alexey | 1 | 2 | 1 | 4 | 0.20 |
| 5 | 10 | Kosarev Alexander | 1 | 9 | 7 | 17 | 0.20 |
| 5 | 18 | Kuleshov Alexey | 1 | 5 | 2 | 8 | 0.20 |
| - | 1 | Korneev Alexander | - | - | - | - | |
| - | 3 | Volkov Alexander | - | - | - | - | |
| - | 4 | Dineykin Stanislav | - | - | - | - | |
| - | 15 | Berezhko Yuriy | - | - | - | - | |
| - | 17 | Makarov Sergei | - | 2 | 3 | 5 | |
| Others | | | - | - | - | - | |
| Total Team | | | 27 | 50 | 44 | 121 | 5.40 |



Set

Avg. by set

| Rk | No | Name | Running Sets | Faults | Still Sets | Total Attempts | Note |
|-------------------|----|--------------------|--------------|--------|------------|----------------|-------|
| 1 | 6 | Grankine Serguei | 51 | - | 38 | 89 | 10.20 |
| 2 | 17 | Makarov Sergei | 7 | 1 | 10 | 18 | 1.40 |
| - | 1 | Korneev Alexander | - | - | - | - | |
| - | 3 | Volkov Alexander | - | - | 1 | 1 | |
| - | 4 | Dineykin Stanislav | - | - | 1 | 1 | |
| - | 5 | Abramov Pavel | - | - | 3 | 3 | |
| - | 7 | Kazakov Alexey | - | - | 3 | 3 | |
| - | 9 | Poltavsky Semen | - | - | 2 | 2 | |
| - | 10 | Kosarev Alexander | - | - | 1 | 1 | |
| - | 15 | Berezhko Yuriy | - | - | - | - | |
| - | 16 | Verbov Alexey | - | - | 2 | 2 | |
| - | 18 | Kuleshov Alexey | - | - | - | - | |
| Others | | | - | - | - | - | |
| Total Team | | | 58 | 1 | 61 | 120 | 11.60 |



Reception

Eff. %
Limit: 25.00%

| Rk | No | Name | Excellents | Faults | Serve Receptions | Total Attempts | Note |
|-------------------|----|--------------------|------------|--------|------------------|----------------|-------|
| 1 | 10 | Kosarev Alexander | 14 | - | 9 | 23 | 60.87 |
| 1 | 16 | Verbov Alexey | 14 | - | 9 | 23 | 60.87 |
| 3 | 5 | Abramov Pavel | 23 | 2 | 14 | 39 | 53.85 |
| - | 4 | Dineykin Stanislav | 1 | - | - | 1 | |
| - | 7 | Kazakov Alexey | - | - | 1 | 1 | |
| - | 1 | Korneev Alexander | - | - | - | - | |
| - | 3 | Volkov Alexander | - | - | - | - | |
| - | 6 | Grankine Serguei | - | - | - | - | |
| - | 15 | Berezhko Yuriy | - | - | - | - | |
| - | 17 | Makarov Sergei | - | - | - | - | |
| - | 18 | Kuleshov Alexey | - | - | - | - | |
| - | 9 | Poltavsky Semen | - | 1 | - | 1 | |
| Others | | | - | - | - | - | |
| Total Team | | | 52 | 3 | 33 | 88 | 55.68 |

