



# P-3 VOLLEYBALL • Match players ranking

## 2006 FIVB Men's World Championship

### Pool E - Sendai, Japan




**Match:** 72 **Date:** 26.11.2006 **Spectators:** 3'018  
**City:** Sendai  
**Hall:** Sendai City Gymnasium  
**Match duration:** **Start:** 13:05 **End:** 14:17 **Total:** 1:12

| Teams               | Sets     | 1    | 2    | 3    | 4 | 5 | Total     |
|---------------------|----------|------|------|------|---|---|-----------|
| <b>POL</b>          | <b>3</b> | 25   | 25   | 25   |   |   | <b>75</b> |
| <b>CAN</b>          | <b>0</b> | 21   | 17   | 17   |   |   | <b>55</b> |
| <b>Set duration</b> |          | 0:23 | 0:23 | 0:20 |   |   | 1:06      |




## POL • Poland



**Spike**

Succ. %  
Limit: 15.00%


| Rk                | No | Name                | Spikes | Faults | Shots | Total Attempts | Note  |
|-------------------|----|---------------------|--------|--------|-------|----------------|-------|
| 1                 | 2  | Winiarski Michal    | 13     | 2      | 5     | 20             | 65.00 |
| 2                 | 13 | Swiderski Sebastian | 11     | 2      | 4     | 17             | 64.71 |
| 3                 | 10 | Wlazly Mariusz      | 14     | 2      | 8     | 24             | 58.33 |
| -                 | 11 | Kadziewicz Lukasz   | 6      | -      | 2     | 8              |       |
| -                 | 4  | Plinski Daniel      | 5      | -      | 1     | 6              |       |
| -                 | 5  | Zagumny Pawel       | 4      | -      | 1     | 5              |       |
| -                 | 12 | Szymanski Grzegorz  | 2      | 1      | -     | 3              |       |
| -                 | 3  | Gruszka Piotr       | -      | -      | -     | -              |       |
| -                 | 7  | Grzyb Wojciech      | -      | -      | -     | -              |       |
| -                 | 9  | Zygadlo Lukasz      | -      | -      | -     | -              |       |
| -                 | 15 | Gacek Piotr         | -      | -      | -     | -              |       |
| -                 | 17 | Bakiewicz Michal    | -      | -      | -     | -              |       |
| <b>Others</b>     |    |                     | -      | -      | -     | -              |       |
| <b>Total Team</b> |    |                     | 55     | 7      | 21    | 83             | 66.27 |



**Block**

Avg. by set

| Rk                | No | Name                | Kill Blocks | Faults | Rebounds | Total Attempts | Note |
|-------------------|----|---------------------|-------------|--------|----------|----------------|------|
| 1                 | 11 | Kadziewicz Lukasz   | 2           | 5      | 4        | 11             | 0.67 |
| 2                 | 10 | Wlazly Mariusz      | 1           | -      | 3        | 4              | 0.33 |
| 2                 | 4  | Plinski Daniel      | 1           | 2      | 3        | 6              | 0.33 |
| 2                 | 5  | Zagumny Pawel       | 1           | 2      | 3        | 6              | 0.33 |
| 2                 | 2  | Winiarski Michal    | 1           | 4      | 1        | 6              | 0.33 |
| -                 | 3  | Gruszka Piotr       | -           | -      | -        | -              |      |
| -                 | 7  | Grzyb Wojciech      | -           | -      | -        | -              |      |
| -                 | 12 | Szymanski Grzegorz  | -           | -      | -        | -              |      |
| -                 | 13 | Swiderski Sebastian | -           | -      | -        | -              |      |
| -                 | 15 | Gacek Piotr         | -           | -      | -        | -              |      |
| -                 | 17 | Bakiewicz Michal    | -           | -      | -        | -              |      |
| -                 | 9  | Zygadlo Lukasz      | -           | 1      | -        | 1              |      |
| <b>Others</b>     |    |                     | -           | -      | -        | -              |      |
| <b>Total Team</b> |    |                     | 6           | 14     | 14       | 34             | 2.00 |



**Serve**

Avg. by set

| Rk                | No | Name                | Aces | Faults | Serve Hits | Total Attempts | Note |
|-------------------|----|---------------------|------|--------|------------|----------------|------|
| 1                 | 10 | Wlazly Mariusz      | 3    | 2      | 7          | 12             | 1.00 |
| 2                 | 11 | Kadziewicz Lukasz   | 1    | 4      | 7          | 12             | 0.33 |
| -                 | 3  | Gruszka Piotr       | -    | -      | -          | -              |      |
| -                 | 4  | Plinski Daniel      | -    | -      | 11         | 11             |      |
| -                 | 5  | Zagumny Pawel       | -    | -      | 10         | 10             |      |
| -                 | 7  | Grzyb Wojciech      | -    | -      | -          | -              |      |
| -                 | 12 | Szymanski Grzegorz  | -    | -      | 2          | 2              |      |
| -                 | 15 | Gacek Piotr         | -    | -      | -          | -              |      |
| -                 | 17 | Bakiewicz Michal    | -    | -      | -          | -              |      |
| -                 | 13 | Swiderski Sebastian | -    | 1      | 10         | 11             |      |
| -                 | 2  | Winiarski Michal    | -    | 3      | 9          | 12             |      |
| -                 | 9  | Zygadlo Lukasz      | -    | 1      | 2          | 3              |      |
| <b>Others</b>     |    |                     | -    | -      | -          | -              |      |
| <b>Total Team</b> |    |                     | 4    | 11     | 58         | 73             | 1.33 |

| Team | Opponent errors & Team faults |    |   |  |    |
|------|-------------------------------|----|---|--|----|
|      |                               | 10 | - |  | 10 |





# P-3 VOLLEYBALL • Match players ranking

## 2006 FIVB Men's World Championship

### Pool E - Sendai, Japan




**Match:** 72 **Date:** 26.11.2006 **Spectators:** 3'018  
**City:** Sendai  
**Hall:** Sendai City Gymnasium  
**Match duration:** **Start:** 13:05 **End:** 14:17 **Total:** 1:12

| Teams               | Sets     | 1    | 2    | 3    | 4 | 5 | Total     |
|---------------------|----------|------|------|------|---|---|-----------|
| <b>POL</b>          | <b>3</b> | 25   | 25   | 25   |   |   | <b>75</b> |
| <b>CAN</b>          | <b>0</b> | 21   | 17   | 17   |   |   | <b>55</b> |
| <b>Set duration</b> |          | 0:23 | 0:23 | 0:20 |   |   | 1:06      |



## POL • Poland



**Dig**

Avg. by set


| Rk                | No | Name                | Digs | Faults | Receptions | Total Attempts | Note |
|-------------------|----|---------------------|------|--------|------------|----------------|------|
| 1                 | 13 | Swiderski Sebastian | 5    | 7      | 3          | 15             | 1.67 |
| 2                 | 2  | Winiarski Michal    | 4    | 2      | 5          | 11             | 1.33 |
| 2                 | 15 | Gacek Piotr         | 4    | 6      | 2          | 12             | 1.33 |
| 4                 | 5  | Zagumny Pawel       | 3    | 2      | 6          | 11             | 1.00 |
| 5                 | 12 | Szymanski Grzegorz  | 1    | -      | -          | 1              | 0.33 |
| 5                 | 4  | Plinski Daniel      | 1    | 4      | 3          | 8              | 0.33 |
| -                 | 3  | Gruszka Piotr       | -    | -      | -          | -              |      |
| -                 | 7  | Grzyb Wojciech      | -    | -      | -          | -              |      |
| -                 | 9  | Zygadlo Lukasz      | -    | -      | -          | -              |      |
| -                 | 11 | Kadziewicz Lukasz   | -    | -      | 1          | 1              |      |
| -                 | 17 | Bakiewicz Michal    | -    | -      | -          | -              |      |
| -                 | 10 | Wlazly Mariusz      | -    | 2      | 2          | 4              |      |
| <b>Others</b>     |    |                     | -    | -      | -          | -              |      |
| <b>Total Team</b> |    |                     | 18   | 23     | 22         | 63             | 6.00 |



**Set**

Avg. by set

| Rk                | No | Name                | Running Sets | Faults | Still Sets | Total Attempts | Note  |
|-------------------|----|---------------------|--------------|--------|------------|----------------|-------|
| 1                 | 5  | Zagumny Pawel       | 30           | -      | 21         | 51             | 10.00 |
| 2                 | 9  | Zygadlo Lukasz      | 7            | -      | 4          | 11             | 2.33  |
| -                 | 2  | Winiarski Michal    | -            | -      | -          | -              |       |
| -                 | 3  | Gruszka Piotr       | -            | -      | -          | -              |       |
| -                 | 4  | Plinski Daniel      | -            | -      | 2          | 2              |       |
| -                 | 7  | Grzyb Wojciech      | -            | -      | -          | -              |       |
| -                 | 10 | Wlazly Mariusz      | -            | -      | 2          | 2              |       |
| -                 | 11 | Kadziewicz Lukasz   | -            | -      | 2          | 2              |       |
| -                 | 12 | Szymanski Grzegorz  | -            | -      | -          | -              |       |
| -                 | 13 | Swiderski Sebastian | -            | -      | 2          | 2              |       |
| -                 | 15 | Gacek Piotr         | -            | -      | 2          | 2              |       |
| -                 | 17 | Bakiewicz Michal    | -            | -      | -          | -              |       |
| <b>Others</b>     |    |                     | -            | -      | -          | -              |       |
| <b>Total Team</b> |    |                     | 37           | -      | 35         | 72             | 12.33 |



**Reception**

Eff. %  
Limit: 25.00%

| Rk                | No | Name                | Excellents | Faults | Serve Receptions | Total Attempts | Note  |
|-------------------|----|---------------------|------------|--------|------------------|----------------|-------|
| 1                 | 2  | Winiarski Michal    | 14         | -      | 5                | 19             | 73.68 |
| 2                 | 15 | Gacek Piotr         | 7          | -      | 6                | 13             | 53.85 |
| 3                 | 13 | Swiderski Sebastian | 9          | -      | 9                | 18             | 50.00 |
| -                 | 3  | Gruszka Piotr       | -          | -      | -                | -              |       |
| -                 | 4  | Plinski Daniel      | -          | -      | -                | -              |       |
| -                 | 5  | Zagumny Pawel       | -          | -      | -                | -              |       |
| -                 | 7  | Grzyb Wojciech      | -          | -      | -                | -              |       |
| -                 | 9  | Zygadlo Lukasz      | -          | -      | -                | -              |       |
| -                 | 10 | Wlazly Mariusz      | -          | -      | -                | -              |       |
| -                 | 11 | Kadziewicz Lukasz   | -          | -      | -                | -              |       |
| -                 | 12 | Szymanski Grzegorz  | -          | -      | -                | -              |       |
| -                 | 17 | Bakiewicz Michal    | -          | -      | -                | -              |       |
| <b>Others</b>     |    |                     | -          | -      | -                | -              |       |
| <b>Total Team</b> |    |                     | 30         | -      | 20               | 50             | 60.00 |





# P-3 VOLLEYBALL • Match players ranking

2006 FIVB Men's World Championship  
Pool E - Sendai, Japan




**Match:** 72 **Date:** 26.11.2006 **Spectators:** 3'018  
**City:** Sendai  
**Hall:** Sendai City Gymnasium  
**Match duration:** **Start:** 13:05 **End:** 14:17 **Total:** 1:12

| Teams               | Sets     | 1    | 2    | 3    | 4 | 5 | Total |
|---------------------|----------|------|------|------|---|---|-------|
| <b>POL</b>          | <b>3</b> | 25   | 25   | 25   |   |   | 75    |
| <b>CAN</b>          | <b>0</b> | 21   | 17   | 17   |   |   | 55    |
| <b>Set duration</b> |          | 0:23 | 0:23 | 0:20 |   |   | 1:06  |




## CAN • Canada



**Spike**

Succ. %  
Limit: 15.00%


| Rk                | No | Name                   | Spikes | Faults | Shots | Total Attempts | Note  |
|-------------------|----|------------------------|--------|--------|-------|----------------|-------|
| 1                 | 9  | Duerden Paul           | 13     | 3      | 5     | 21             | 61.90 |
| 2                 | 4  | Cardinal Pascal        | 6      | 2      | 6     | 14             | 42.86 |
| 3                 | 15 | Winters Frederic       | 6      | 3      | 6     | 15             | 40.00 |
| -                 | 11 | Brinkman Steve         | 6      | -      | 4     | 10             |       |
| -                 | 10 | Youngberg Brett        | 2      | -      | 1     | 3              |       |
| -                 | 14 | Grapentine Murray      | 1      | -      | 1     | 2              |       |
| -                 | 2  | Bernier Christian      | -      | -      | 1     | 1              |       |
| -                 | 3  | Munday Michael         | 1      | -      | -     | 1              |       |
| -                 | 1  | Mainville Louis-Pierre | -      | -      | -     | -              |       |
| -                 | 6  | Soonias Dallas         | -      | -      | -     | -              |       |
| -                 | 8  | Koskie Scott           | -      | -      | -     | -              |       |
| -                 | 13 | Lewis Daniel           | -      | -      | -     | -              |       |
| <b>Others</b>     |    |                        | -      | -      | -     | -              |       |
| <b>Total Team</b> |    |                        | 35     | 8      | 24    | 67             | 52.24 |



**Block**

Avg. by set

| Rk                | No | Name                   | Kill Blocks | Faults | Rebounds | Total Attempts | Note |
|-------------------|----|------------------------|-------------|--------|----------|----------------|------|
| 1                 | 11 | Brinkman Steve         | 2           | 3      | 4        | 9              | 0.67 |
| 2                 | 9  | Duerden Paul           | 1           | 2      | 5        | 8              | 0.33 |
| -                 | 1  | Mainville Louis-Pierre | -           | -      | -        | -              |      |
| -                 | 2  | Bernier Christian      | -           | -      | -        | -              |      |
| -                 | 3  | Munday Michael         | -           | -      | 3        | 3              |      |
| -                 | 6  | Soonias Dallas         | -           | -      | -        | -              |      |
| -                 | 13 | Lewis Daniel           | -           | -      | -        | -              |      |
| -                 | 14 | Grapentine Murray      | -           | 4      | 5        | 9              |      |
| -                 | 8  | Koskie Scott           | -           | 1      | 1        | 2              |      |
| -                 | 15 | Winters Frederic       | -           | 1      | 1        | 2              |      |
| -                 | 4  | Cardinal Pascal        | -           | 4      | 1        | 5              |      |
| -                 | 10 | Youngberg Brett        | -           | 3      | -        | 3              |      |
| <b>Others</b>     |    |                        | -           | -      | -        | -              |      |
| <b>Total Team</b> |    |                        | 3           | 18     | 20       | 41             | 1.00 |



**Serve**

Avg. by set

| Rk                | No | Name                   | Aces | Faults | Serve Hits | Total Attempts | Note |
|-------------------|----|------------------------|------|--------|------------|----------------|------|
| -                 | 1  | Mainville Louis-Pierre | -    | -      | -          | -              |      |
| -                 | 2  | Bernier Christian      | -    | -      | 1          | 1              |      |
| -                 | 3  | Munday Michael         | -    | -      | 3          | 3              |      |
| -                 | 6  | Soonias Dallas         | -    | -      | -          | -              |      |
| -                 | 8  | Koskie Scott           | -    | -      | 5          | 5              |      |
| -                 | 13 | Lewis Daniel           | -    | -      | -          | -              |      |
| -                 | 11 | Brinkman Steve         | -    | 1      | 11         | 12             |      |
| -                 | 9  | Duerden Paul           | -    | 1      | 7          | 8              |      |
| -                 | 4  | Cardinal Pascal        | -    | 1      | 6          | 7              |      |
| -                 | 15 | Winters Frederic       | -    | 2      | 10         | 12             |      |
| -                 | 14 | Grapentine Murray      | -    | 1      | 4          | 5              |      |
| -                 | 10 | Youngberg Brett        | -    | 1      | 3          | 4              |      |
| <b>Others</b>     |    |                        | -    | -      | -          | -              |      |
| <b>Total Team</b> |    |                        | -    | 7      | 50         | 57             |      |

|             |                               |    |   |    |
|-------------|-------------------------------|----|---|----|
| <b>Team</b> | Opponent errors & Team faults | 17 | - | 17 |
|-------------|-------------------------------|----|---|----|





# P-3 VOLLEYBALL • Match players ranking

2006 FIVB Men's World Championship  
Pool E - Sendai, Japan




Match: 72 Date: 26.11.2006 Spectators: 3'018  
City: Sendai  
Hall: Sendai City Gymnasium  
Match duration: Start: 13:05 End: 14:17 Total: 1:12

| Teams        | Sets | 1    | 2    | 3    | 4 | 5 | Total |
|--------------|------|------|------|------|---|---|-------|
| POL          | 3    | 25   | 25   | 25   |   |   | 75    |
| CAN          | 0    | 21   | 17   | 17   |   |   | 55    |
| Set duration |      | 0:23 | 0:23 | 0:20 |   |   | 1:06  |




## CAN • Canada



**Dig**

Avg. by set


| Rk                | No | Name                   | Digs | Faults | Receptions | Total Attempts | Note |
|-------------------|----|------------------------|------|--------|------------|----------------|------|
| 1                 | 15 | Winters Frederic       | 3    | 4      | 1          | 8              | 1.00 |
| 2                 | 11 | Brinkman Steve         | 2    | 1      | -          | 3              | 0.67 |
| 2                 | 8  | Koskie Scott           | 2    | 6      | 4          | 12             | 0.67 |
| 4                 | 13 | Lewis Daniel           | 1    | 7      | 4          | 12             | 0.33 |
| 4                 | 3  | Munday Michael         | 1    | 2      | -          | 3              | 0.33 |
| 4                 | 9  | Duerden Paul           | 1    | 9      | 3          | 13             | 0.33 |
| 4                 | 4  | Cardinal Pascal        | 1    | 8      | 2          | 11             | 0.33 |
| -                 | 1  | Mainville Louis-Pierre | -    | -      | -          | -              |      |
| -                 | 6  | Soonias Dallas         | -    | -      | -          | -              |      |
| -                 | 10 | Youngberg Brett        | -    | -      | 1          | 1              |      |
| -                 | 14 | Grapentine Murray      | -    | -      | 3          | 3              |      |
| -                 | 2  | Bernier Christian      | -    | 1      | 2          | 3              |      |
| <b>Others</b>     |    |                        | -    | -      | -          | -              |      |
| <b>Total Team</b> |    |                        | 11   | 38     | 20         | 69             | 3.67 |



**Set**

Avg. by set

| Rk                | No | Name                   | Running Sets | Faults | Still Sets | Total Attempts | Note  |
|-------------------|----|------------------------|--------------|--------|------------|----------------|-------|
| 1                 | 8  | Koskie Scott           | 24           | -      | 22         | 46             | 8.00  |
| 2                 | 3  | Munday Michael         | 9            | -      | 5          | 14             | 3.00  |
| -                 | 1  | Mainville Louis-Pierre | -            | -      | -          | -              |       |
| -                 | 2  | Bernier Christian      | -            | -      | -          | -              |       |
| -                 | 4  | Cardinal Pascal        | -            | -      | 1          | 1              |       |
| -                 | 6  | Soonias Dallas         | -            | -      | -          | -              |       |
| -                 | 9  | Duerden Paul           | -            | -      | 2          | 2              |       |
| -                 | 10 | Youngberg Brett        | -            | -      | 1          | 1              |       |
| -                 | 11 | Brinkman Steve         | -            | -      | 1          | 1              |       |
| -                 | 13 | Lewis Daniel           | -            | -      | 1          | 1              |       |
| -                 | 14 | Grapentine Murray      | -            | -      | 1          | 1              |       |
| -                 | 15 | Winters Frederic       | -            | -      | -          | -              |       |
| <b>Others</b>     |    |                        | -            | -      | -          | -              |       |
| <b>Total Team</b> |    |                        | 33           | -      | 34         | 67             | 11.00 |



**Reception**

Eff. %  
Limit: 25.00%

| Rk                | No | Name                   | Excellents | Faults | Serve Receptions | Total Attempts | Note  |
|-------------------|----|------------------------|------------|--------|------------------|----------------|-------|
| 1                 | 13 | Lewis Daniel           | 12         | -      | 4                | 16             | 75.00 |
| 2                 | 4  | Cardinal Pascal        | 11         | 1      | 9                | 21             | 47.62 |
| 3                 | 15 | Winters Frederic       | 12         | 3      | 7                | 22             | 40.91 |
| -                 | 2  | Bernier Christian      | 2          | -      | -                | 2              |       |
| -                 | 14 | Grapentine Murray      | 1          | -      | -                | 1              |       |
| -                 | 1  | Mainville Louis-Pierre | -          | -      | -                | -              |       |
| -                 | 3  | Munday Michael         | -          | -      | -                | -              |       |
| -                 | 6  | Soonias Dallas         | -          | -      | -                | -              |       |
| -                 | 8  | Koskie Scott           | -          | -      | -                | -              |       |
| -                 | 9  | Duerden Paul           | -          | -      | -                | -              |       |
| -                 | 10 | Youngberg Brett        | -          | -      | -                | -              |       |
| -                 | 11 | Brinkman Steve         | -          | -      | -                | -              |       |
| <b>Others</b>     |    |                        | -          | -      | -                | -              |       |
| <b>Total Team</b> |    |                        | 38         | 4      | 20               | 62             | 54.84 |

