




P-3 VOLLEYBALL • Match players ranking

2006 FIVB Men's World Championship
Pool C - Nagano, Japan



Match: 9 **Date:** 17.11.2006 **Spectators:** 1'200
City: Nagano
Hall: Nagano White Ring
Match duration: **Start:** 18:25 **End:** 20:15 **Total:** 1:50


| Teams | Sets | 1 | 2 | 3 | 4 | 5 | Total |
|---------------------|----------|------|------|------|------|------|-------|
| ITA | 2 | 25 | 24 | 16 | 25 | 8 | 98 |
| BUL | 3 | 20 | 26 | 25 | 16 | 15 | 102 |
| Set duration | | 0:21 | 0:23 | 0:21 | 0:20 | 0:13 | 1:38 |

Spike

Succ. %
Limit: 15.00%


| Rk | No | Name | Spikes | Faults | Shots | Total Attempts | Note |
|-------------------|----|-------------------|--------|--------|-------|----------------|-------|
| 1 | 14 | Fei Alessandro | 19 | 8 | 11 | 38 | 50.00 |
| 2 | 8 | Cisolla Alberto | 13 | 6 | 11 | 30 | 43.33 |
| 3 | 6 | Papi Samuele | 9 | 3 | 11 | 23 | 39.13 |
| - | 17 | Cozzi Paolo | 7 | 1 | 2 | 10 | |
| - | 1 | Mastrangelo Luigi | 5 | - | 3 | 8 | |
| - | 16 | Lasko Michal | 3 | 1 | 3 | 7 | |
| - | 18 | Cernic Matej | 2 | 1 | - | 3 | |
| - | 5 | Vermiglio Valerio | - | - | 1 | 1 | |
| - | 2 | Coscione Manuel | - | - | - | - | |
| - | 9 | Savani Cristian | - | - | - | - | |
| - | 12 | Corsano Mirko | - | - | - | - | |
| - | 15 | Semenzato Andrea | - | - | - | - | |
| Others | | | - | - | - | - | |
| Total Team | | | 58 | 20 | 42 | 120 | 48.33 |



Block

Avg. by set

| Rk | No | Name | Kill Blocks | Faults | Rebounds | Total Attempts | Note |
|-------------------|----|-------------------|-------------|--------|----------|----------------|------|
| 1 | 17 | Cozzi Paolo | 2 | 3 | 7 | 12 | 0.40 |
| 1 | 14 | Fei Alessandro | 2 | 5 | 8 | 15 | 0.40 |
| 1 | 6 | Papi Samuele | 2 | 4 | - | 6 | 0.40 |
| 4 | 1 | Mastrangelo Luigi | 1 | 3 | 4 | 8 | 0.20 |
| - | 2 | Coscione Manuel | - | - | - | - | |
| - | 9 | Savani Cristian | - | - | - | - | |
| - | 12 | Corsano Mirko | - | - | - | - | |
| - | 16 | Lasko Michal | - | - | - | - | |
| - | 5 | Vermiglio Valerio | - | 2 | 2 | 4 | |
| - | 8 | Cisolla Alberto | - | 4 | 2 | 6 | |
| - | 15 | Semenzato Andrea | - | 1 | - | 1 | |
| - | 18 | Cernic Matej | - | 1 | - | 1 | |
| Others | | | - | - | - | - | |
| Total Team | | | 7 | 23 | 23 | 53 | 1.40 |



Serve

Avg. by set

| Rk | No | Name | Aces | Faults | Serve Hits | Total Attempts | Note |
|-------------------|----|-------------------|------|--------|------------|----------------|------|
| 1 | 14 | Fei Alessandro | 3 | 1 | 14 | 18 | 0.60 |
| 2 | 6 | Papi Samuele | 1 | 3 | 14 | 18 | 0.20 |
| 2 | 8 | Cisolla Alberto | 1 | 3 | 8 | 12 | 0.20 |
| 2 | 1 | Mastrangelo Luigi | 1 | 5 | 11 | 17 | 0.20 |
| - | 2 | Coscione Manuel | - | - | - | - | |
| - | 5 | Vermiglio Valerio | - | - | 15 | 15 | |
| - | 9 | Savani Cristian | - | - | - | - | |
| - | 12 | Corsano Mirko | - | - | - | - | |
| - | 15 | Semenzato Andrea | - | - | 1 | 1 | |
| - | 17 | Cozzi Paolo | - | - | 13 | 13 | |
| - | 18 | Cernic Matej | - | - | 1 | 1 | |
| - | 16 | Lasko Michal | - | 1 | 2 | 3 | |
| Others | | | - | - | - | - | |
| Total Team | | | 6 | 13 | 79 | 98 | 1.20 |

| Team | Opponent errors & Team faults | 27 | 17 | 44 |
|------|-------------------------------|----|----|----|
| | | | | |





P-3 VOLLEYBALL • Match players ranking


2006 FIVB Men's World Championship

Pool C - Nagano, Japan



Match: 9 **Date:** 17.11.2006 **Spectators:** 1'200
City: Nagano
Hall: Nagano White Ring
Match duration: **Start:** 18:25 **End:** 20:15 **Total:** 1:50


| Teams | Sets | 1 | 2 | 3 | 4 | 5 | Total |
|---------------------|----------|------|------|------|------|------|-------|
| ITA | 2 | 25 | 24 | 16 | 25 | 8 | 98 |
| BUL | 3 | 20 | 26 | 25 | 16 | 15 | 102 |
| Set duration | | 0:21 | 0:23 | 0:21 | 0:20 | 0:13 | 1:38 |

Dig

Avg. by set


| Rk | No | Name | Digs | Faults | Receptions | Total Attempts | Note |
|-------------------|----|-------------------|------|--------|------------|----------------|------|
| 1 | 12 | Corsano Mirko | 8 | 2 | 10 | 20 | 1.60 |
| 2 | 8 | Cisolla Alberto | 4 | 1 | 3 | 8 | 0.80 |
| 2 | 6 | Papi Samuele | 4 | 2 | 5 | 11 | 0.80 |
| 2 | 17 | Cozzi Paolo | 4 | 2 | 2 | 8 | 0.80 |
| 5 | 5 | Vermiglio Valerio | 2 | 5 | 6 | 13 | 0.40 |
| 6 | 18 | Cernic Matej | 1 | 1 | 2 | 4 | 0.20 |
| 6 | 2 | Coscione Manuel | 1 | 1 | - | 2 | 0.20 |
| 6 | 14 | Fei Alessandro | 1 | 7 | 4 | 12 | 0.20 |
| - | 9 | Savani Cristian | - | - | - | - | |
| - | 15 | Semenzato Andrea | - | - | - | - | |
| - | 16 | Lasko Michal | - | - | - | - | |
| - | 1 | Mastrangelo Luigi | - | 2 | 1 | 3 | |
| Others | | | - | - | - | - | |
| Total Team | | | 25 | 23 | 33 | 81 | 5.00 |



Set

Avg. by set

| Rk | No | Name | Running Sets | Faults | Still Sets | Total Attempts | Note |
|-------------------|----|-------------------|--------------|--------|------------|----------------|------|
| 1 | 5 | Vermiglio Valerio | 37 | 1 | 60 | 98 | 7.40 |
| 2 | 2 | Coscione Manuel | 1 | - | 5 | 6 | 0.20 |
| - | 1 | Mastrangelo Luigi | - | - | 3 | 3 | |
| - | 6 | Papi Samuele | - | - | 2 | 2 | |
| - | 8 | Cisolla Alberto | - | - | 4 | 4 | |
| - | 9 | Savani Cristian | - | - | - | - | |
| - | 12 | Corsano Mirko | - | - | 1 | 1 | |
| - | 14 | Fei Alessandro | - | - | 2 | 2 | |
| - | 15 | Semenzato Andrea | - | - | - | - | |
| - | 16 | Lasko Michal | - | - | 1 | 1 | |
| - | 17 | Cozzi Paolo | - | - | 2 | 2 | |
| - | 18 | Cernic Matej | - | - | - | - | |
| Others | | | - | - | - | - | |
| Total Team | | | 38 | 1 | 80 | 119 | 7.60 |



Reception

Eff. %
Limit: 25.00%

| Rk | No | Name | Excellents | Faults | Serve Receptions | Total Attempts | Note |
|-------------------|----|-------------------|------------|--------|------------------|----------------|-------|
| 1 | 6 | Papi Samuele | 19 | 3 | 8 | 30 | 53.33 |
| 2 | 12 | Corsano Mirko | 17 | 1 | 18 | 36 | 44.44 |
| - | 8 | Cisolla Alberto | 7 | 1 | 8 | 16 | |
| - | 18 | Cernic Matej | 3 | - | 1 | 4 | |
| - | 14 | Fei Alessandro | - | - | 2 | 2 | |
| - | 17 | Cozzi Paolo | 2 | - | - | 2 | |
| - | 1 | Mastrangelo Luigi | 1 | - | - | 1 | |
| - | 2 | Coscione Manuel | - | - | - | - | |
| - | 5 | Vermiglio Valerio | - | - | - | - | |
| - | 9 | Savani Cristian | - | - | - | - | |
| - | 15 | Semenzato Andrea | - | - | - | - | |
| - | 16 | Lasko Michal | - | - | - | - | |
| Others | | | - | - | - | - | |
| Total Team | | | 49 | 5 | 37 | 91 | 48.35 |





P-3 VOLLEYBALL • Match players ranking

2006 FIVB Men's World Championship
Pool C - Nagano, Japan




Match: 9 **Date:** 17.11.2006 **Spectators:** 1'200
City: Nagano
Hall: Nagano White Ring
Match duration: **Start:** 18:25 **End:** 20:15 **Total:** 1:50

| Teams | Sets | 1 | 2 | 3 | 4 | 5 | Total |
|--------------|------|------|------|------|------|------|-------|
| ITA | 2 | 25 | 24 | 16 | 25 | 8 | 98 |
| BUL | 3 | 20 | 26 | 25 | 16 | 15 | 102 |
| Set duration | | 0:21 | 0:23 | 0:21 | 0:20 | 0:13 | 1:38 |




BUL • Bulgaria



Spike

Succ. %
Limit: 15.00%


| Rk | No | Name | Spikes | Faults | Shots | Total Attempts | Note |
|-------------------|----|---------------------|--------|--------|-------|----------------|-------|
| 1 | 6 | Kaziyski Matey | 19 | 2 | 7 | 28 | 67.86 |
| 2 | 11 | Nikolov Vladimir | 19 | 7 | 9 | 35 | 54.29 |
| 3 | 17 | Konstantinov Plamen | 11 | 4 | 8 | 23 | 47.83 |
| - | 1 | Ivanov Evgeni | 5 | 1 | 8 | 14 | |
| - | 2 | Tsvetanov Hristo | 2 | - | 2 | 4 | |
| - | 15 | Gaydarski Krasimir | 1 | 1 | 1 | 3 | |
| - | 4 | Yordanov Boyan | 2 | - | - | 2 | |
| - | 3 | Zhekov Andrey | - | - | 1 | 1 | |
| - | 5 | Zarev Ivan | - | - | - | - | |
| - | 13 | Salparov Teodor | - | - | - | - | |
| - | 16 | Aleksiev Todor | - | - | - | - | |
| - | 19 | Peev Daniel | - | - | - | - | |
| Others | | | - | - | - | - | |
| Total Team | | | 59 | 15 | 36 | 110 | 53.64 |



Block

Avg. by set

| Rk | No | Name | Kill Blocks | Faults | Rebounds | Total Attempts | Note |
|-------------------|----|---------------------|-------------|--------|----------|----------------|------|
| 1 | 1 | Ivanov Evgeni | 5 | 7 | 11 | 23 | 1.00 |
| 2 | 3 | Zhekov Andrey | 2 | 3 | 4 | 9 | 0.40 |
| 2 | 11 | Nikolov Vladimir | 2 | 4 | 4 | 10 | 0.40 |
| 4 | 2 | Tsvetanov Hristo | 1 | 1 | 3 | 5 | 0.20 |
| - | 5 | Zarev Ivan | - | - | - | - | |
| - | 13 | Salparov Teodor | - | - | - | - | |
| - | 19 | Peev Daniel | - | - | - | - | |
| - | 15 | Gaydarski Krasimir | - | 1 | 3 | 4 | |
| - | 17 | Konstantinov Plamen | - | 1 | 2 | 3 | |
| - | 6 | Kaziyski Matey | - | 2 | 3 | 5 | |
| - | 4 | Yordanov Boyan | - | 1 | - | 1 | |
| - | 16 | Aleksiev Todor | - | 1 | - | 1 | |
| Others | | | - | - | - | - | |
| Total Team | | | 10 | 21 | 30 | 61 | 2.00 |



Serve

Avg. by set

| Rk | No | Name | Aces | Faults | Serve Hits | Total Attempts | Note |
|-------------------|----|---------------------|------|--------|------------|----------------|------|
| 1 | 6 | Kaziyski Matey | 4 | 3 | 16 | 23 | 0.80 |
| 2 | 3 | Zhekov Andrey | 1 | 3 | 16 | 20 | 0.20 |
| - | 1 | Ivanov Evgeni | - | - | 15 | 15 | |
| - | 4 | Yordanov Boyan | - | - | 1 | 1 | |
| - | 5 | Zarev Ivan | - | - | - | - | |
| - | 13 | Salparov Teodor | - | - | - | - | |
| - | 15 | Gaydarski Krasimir | - | - | 8 | 8 | |
| - | 16 | Aleksiev Todor | - | - | - | - | |
| - | 19 | Peev Daniel | - | - | - | - | |
| - | 17 | Konstantinov Plamen | - | 2 | 15 | 17 | |
| - | 2 | Tsvetanov Hristo | - | 1 | 5 | 6 | |
| - | 11 | Nikolov Vladimir | - | 2 | 10 | 12 | |
| Others | | | - | - | - | - | |
| Total Team | | | 5 | 11 | 86 | 102 | 1.00 |

| Team | Opponent errors & Team faults | 28 | 15 | 43 |
|------|-------------------------------|----|----|----|
| | | | | |






P-3 VOLLEYBALL • Match players ranking

2006 FIVB Men's World Championship
Pool C - Nagano, Japan



Match: 9 **Date:** 17.11.2006 **Spectators:** 1'200
City: Nagano
Hall: Nagano White Ring
Match duration: **Start:** 18:25 **End:** 20:15 **Total:** 1:50

| Teams | Sets | 1 | 2 | 3 | 4 | 5 | Total |
|--------------|------|------|------|------|------|------|-------|
| ITA | 2 | 25 | 24 | 16 | 25 | 8 | 98 |
| BUL | 3 | 20 | 26 | 25 | 16 | 15 | 102 |
| Set duration | | 0:21 | 0:23 | 0:21 | 0:20 | 0:13 | 1:38 |



BUL • Bulgaria



Dig

Avg. by set

| Rk | No | Name | Digs | Faults | Receptions | Total Attempts | Note |
|-------------------|----|---------------------|------|--------|------------|----------------|------|
| 1 | 3 | Zhekov Andrey | 6 | 3 | 7 | 16 | 1.20 |
| 1 | 13 | Salparov Teodor | 6 | 9 | 4 | 19 | 1.20 |
| 3 | 17 | Konstantinov Plamen | 4 | 3 | 3 | 10 | 0.80 |
| 4 | 11 | Nikolov Vladimir | 3 | 3 | 7 | 13 | 0.60 |
| 5 | 2 | Tsvetanov Hristo | 1 | - | - | 1 | 0.20 |
| 5 | 4 | Yordanov Boyan | 1 | - | - | 1 | 0.20 |
| 5 | 1 | Ivanov Evgeni | 1 | 4 | 4 | 9 | 0.20 |
| 5 | 6 | Kaziyski Matey | 1 | 5 | 5 | 11 | 0.20 |
| - | 5 | Zarev Ivan | - | - | - | - | |
| - | 15 | Gaydarski Krasimir | - | - | 1 | 1 | |
| - | 16 | Aleksiev Todor | - | - | - | - | |
| - | 19 | Peev Daniel | - | 1 | - | 1 | |
| Others | | | - | - | - | - | |
| Total Team | | | 23 | 28 | 31 | 82 | 4.60 |



Set

Avg. by set

| Rk | No | Name | Running Sets | Faults | Still Sets | Total Attempts | Note |
|-------------------|----|---------------------|--------------|--------|------------|----------------|------|
| 1 | 3 | Zhekov Andrey | 27 | 4 | 63 | 94 | 5.40 |
| - | 1 | Ivanov Evgeni | - | - | 5 | 5 | |
| - | 2 | Tsvetanov Hristo | - | - | 2 | 2 | |
| - | 4 | Yordanov Boyan | - | - | - | - | |
| - | 5 | Zarev Ivan | - | - | - | - | |
| - | 6 | Kaziyski Matey | - | - | 2 | 2 | |
| - | 11 | Nikolov Vladimir | - | - | 1 | 1 | |
| - | 13 | Salparov Teodor | - | - | 2 | 2 | |
| - | 15 | Gaydarski Krasimir | - | - | 5 | 5 | |
| - | 16 | Aleksiev Todor | - | - | - | - | |
| - | 17 | Konstantinov Plamen | - | - | 1 | 1 | |
| - | 19 | Peev Daniel | - | - | - | - | |
| Others | | | - | - | - | - | |
| Total Team | | | 27 | 4 | 81 | 112 | 5.40 |



Reception

Eff. %
Limit: 25.00%

| Rk | No | Name | Excellents | Faults | Serve Receptions | Total Attempts | Note |
|-------------------|----|---------------------|------------|--------|------------------|----------------|-------|
| 1 | 17 | Konstantinov Plamen | 18 | - | 3 | 21 | 85.71 |
| 2 | 13 | Salparov Teodor | 23 | 3 | 7 | 33 | 60.61 |
| 3 | 6 | Kaziyski Matey | 12 | 1 | 9 | 22 | 50.00 |
| - | 19 | Peev Daniel | 5 | - | 1 | 6 | |
| - | 3 | Zhekov Andrey | - | - | 1 | 1 | |
| - | 1 | Ivanov Evgeni | - | - | - | - | |
| - | 2 | Tsvetanov Hristo | - | - | - | - | |
| - | 4 | Yordanov Boyan | - | - | - | - | |
| - | 5 | Zarev Ivan | - | - | - | - | |
| - | 11 | Nikolov Vladimir | - | - | - | - | |
| - | 15 | Gaydarski Krasimir | - | - | - | - | |
| - | 16 | Aleksiev Todor | - | - | - | - | |
| Others | | | - | - | - | - | |
| Total Team | | | 58 | 4 | 21 | 83 | 65.06 |

