

DAI LY B U L L E T I N

No . 12

Men's
World  Cup 2003

T O K Y O

Sunday 30 Nov 2003





Men's World Cup 2003 FIVB

Final Ranking

| | | | |
|----|---|---------------------|---|
| 1 |  | Brazil | Qualified for 2004 Olympic Games in Athens |
| 2 |  | Italy | Qualified for 2004 Olympic Games in Athens |
| 3 |  | Serbia & Montenegro | Qualified for 2004 Olympic Games in Athens |
| 4 |  | U. S. A. | |
| 5 |  | France | |
| 6 |  | Korea | |
| 7 |  | Canada | |
| 8 |  | Venezuela | |
| 9 |  | Japan | |
| 10 |  | China | |
| 11 |  | Tunisia | |
| 12 |  | Egypt | |



FUJI TELEVISION NETWORK, INC.



Men's World Cup 2003 FIVB

Individual Awards

| | | | |
|---|------------------------|---------------------------|-----|
| 1 | Top Scorer & M.V.P. | Yamamoto Takahiro No.14 | JPN |
| 2 | Top Spiker | Gavio Giovane No.3 | BRA |
| 3 | Top Blocker | Geric Andrija No.12 | SCG |
| 4 | Top Server | Sartoretti Andrea No.7 | ITA |
| 5 | Top Setter | Grbic Nikola No.9 | SCG |
| 6 | Top Libero | Santos Sergio Dutra No.10 | BRA |

Voted Most Spectacular Player

Usami Daisuke No.2 JPN

Note: Although Japan's Daisuke Usami topped the player statistics for setters, the World Cup Control Committee used the power vested in it by the FIVB rules and regulations to award the prize to Grbic on the basis of overall performance.



FUJI TELEVISION NETWORK, INC.

Men's World Cup 2003
Results of Sunday, November 30, 2003**MATCH RESULTS**
1st Round, Tokyo (A)

| No | Date | Teams | Set | Result per set (points) | | | | | Total Points | Time | Spectators |
|----|------------|-----------|-----|-------------------------|-------|-------|-------|-------|--------------|------|------------|
| | | | | 1 | 2 | 3 | 4 | 5 | | | |
| 1 | 11/16/2003 | CHN - SCG | 0-3 | 16-25 | 16-25 | 24-26 | | | 56- 76 | 1:12 | 3,640 |
| 2 | 11/16/2003 | CAN - USA | 0-3 | 17-25 | 17-25 | 17-25 | | | 51- 75 | 1:16 | 7,900 |
| 3 | 11/16/2003 | JPN - EGY | 3-0 | 25-20 | 25-17 | 25-23 | | | 75- 60 | 1:25 | 12,000 |
| 7 | 11/17/2003 | EGY - CAN | 0-3 | 22-25 | 16-25 | 20-25 | | | 58- 75 | 1:11 | 750 |
| 8 | 11/17/2003 | SCG - USA | 3-0 | 26-24 | 25-21 | 25-22 | | | 76- 67 | 1:20 | 2,970 |
| 9 | 11/17/2003 | JPN - CHN | 3-1 | 23-25 | 25-21 | 25-18 | 25-20 | | 98- 84 | 1:52 | 10,150 |
| 13 | 11/18/2003 | USA - CHN | 3-1 | 23-25 | 25-20 | 25-20 | 25-19 | | 98- 84 | 1:42 | 800 |
| 14 | 11/18/2003 | SCG - EGY | 3-1 | 28-30 | 25-18 | 25-21 | 25-12 | | 103- 81 | 1:36 | 2,630 |
| 15 | 11/18/2003 | CAN - JPN | 2-3 | 21-25 | 16-25 | 27-25 | 25-20 | 13-15 | 102-110 | 2:18 | 10,300 |

1st Round, Nagano (B)

| No | Date | Teams | Set | Result per set (points) | | | | | Total Points | Time | Spectators |
|----|------------|-----------|-----|-------------------------|-------|-------|-------|-------|--------------|------|------------|
| | | | | 1 | 2 | 3 | 4 | 5 | | | |
| 4 | 11/16/2003 | ITA - TUN | 3-0 | 25-16 | 25-13 | 25-23 | | | 75- 52 | 1:03 | 5,250 |
| 5 | 11/16/2003 | FRA - VEN | 3-0 | 25-23 | 25-21 | 25-21 | | | 75- 65 | 1:21 | 7,400 |
| 6 | 11/16/2003 | KOR - BRA | 0-3 | 21-25 | 19-25 | 17-25 | | | 57- 75 | 1:12 | 6,480 |
| 10 | 11/17/2003 | TUN - KOR | 0-3 | 19-25 | 20-25 | 26-28 | | | 65- 78 | 1:13 | 2,030 |
| 11 | 11/17/2003 | VEN - ITA | 0-3 | 21-25 | 15-25 | 15-25 | | | 51- 75 | 1:06 | 2,660 |
| 12 | 11/17/2003 | FRA - BRA | 1-3 | 26-24 | 21-25 | 20-25 | 22-25 | | 89- 99 | 1:42 | 2,150 |
| 16 | 11/18/2003 | BRA - VEN | 3-0 | 25-19 | 25-16 | 25-20 | | | 75- 55 | 1:09 | 2,120 |
| 17 | 11/18/2003 | FRA - TUN | 3-2 | 23-25 | 23-25 | 25-18 | 25-21 | 18-16 | 114-105 | 1:53 | 2,140 |
| 18 | 11/18/2003 | ITA - KOR | 3-1 | 25-18 | 21-25 | 25-18 | 25-21 | | 96- 82 | 1:28 | 2,750 |

2nd Round, Hiroshima (A)

| No | Date | Teams | Set | Result per set (points) | | | | | Total Points | Time | Spectators |
|----|------------|-----------|-----|-------------------------|-------|-------|-------|-------|--------------|------|------------|
| | | | | 1 | 2 | 3 | 4 | 5 | | | |
| 19 | 11/20/2003 | SCG - CAN | 3-1 | 25-14 | 23-25 | 25-20 | 26-24 | | 99- 83 | 1:40 | 1,030 |
| 20 | 11/20/2003 | EGY - CHN | 0-3 | 22-25 | 20-25 | 29-31 | | | 71- 81 | 1:16 | 2,180 |
| 21 | 11/20/2003 | USA - JPN | 3-1 | 19-25 | 25-14 | 25-23 | 25-19 | | 94- 81 | 1:59 | 6,500 |
| 25 | 11/21/2003 | USA - EGY | 3-1 | 25-22 | 25-19 | 22-25 | 25-14 | | 97- 80 | 1:40 | 920 |
| 26 | 11/21/2003 | CHN - CAN | 2-3 | 23-25 | 26-24 | 36-34 | 22-25 | 13-15 | 120-123 | 2:20 | 2,850 |
| 27 | 11/21/2003 | JPN - SCG | 1-3 | 25-21 | 18-25 | 22-25 | 20-25 | | 85- 96 | 1:50 | 6,500 |

2nd Round, Hamamatsu (B)

| No | Date | Teams | Set | Result per set (points) | | | | | Total Points | Time | Spectators |
|----|------------|-----------|-----|-------------------------|-------|-------|-------|---|--------------|------|------------|
| | | | | 1 | 2 | 3 | 4 | 5 | | | |
| 22 | 11/20/2003 | KOR - FRA | 3-1 | 20-25 | 25-23 | 25-23 | 25-21 | | 95- 92 | 1:40 | 1,200 |
| 23 | 11/20/2003 | TUN - VEN | 0-3 | 23-25 | 21-25 | 22-25 | | | 66- 75 | 1:11 | 1,700 |
| 24 | 11/20/2003 | BRA - ITA | 3-1 | 25-18 | 26-24 | 20-25 | 25-22 | | 96- 89 | 1:34 | 4,800 |
| 28 | 11/21/2003 | ITA - FRA | 3-0 | 25-22 | 26-24 | 25-20 | | | 76- 66 | 1:16 | 4,300 |
| 29 | 11/21/2003 | VEN - KOR | 1-3 | 21-25 | 22-25 | 25-23 | 24-26 | | 92- 99 | 1:45 | 2,800 |
| 30 | 11/21/2003 | BRA - TUN | 3-0 | 25-17 | 25-16 | 25-11 | | | 75- 44 | 1:02 | 2,000 |

3rd Round, Fukuoka (A)

| No | Date | Teams | Set | Result per set (points) | | | | | Total Points | Time | Spectators |
|----|------------|-----------|-----|-------------------------|-------|-------|-------|-------|--------------|------|------------|
| | | | | 1 | 2 | 3 | 4 | 5 | | | |
| 31 | 11/23/2003 | USA - TUN | 3-0 | 25-13 | 25-17 | 25-22 | | | 75- 52 | 1:06 | 3,000 |
| 32 | 11/23/2003 | SCG - KOR | 3-0 | 27-25 | 25-20 | 26-24 | | | 78- 69 | 1:21 | 6,300 |
| 33 | 11/23/2003 | JPN - VEN | 0-3 | 20-25 | 18-25 | 23-25 | | | 61- 75 | 1:27 | 8,900 |
| 37 | 11/24/2003 | USA - KOR | 3-0 | 25-20 | 25-20 | 25-17 | | | 75- 57 | 1:17 | 3,150 |
| 38 | 11/24/2003 | SCG - VEN | 3-0 | 25-23 | 25-22 | 25-18 | | | 75- 63 | 1:10 | 6,200 |
| 39 | 11/24/2003 | JPN - TUN | 2-3 | 25-23 | 25-22 | 22-25 | 21-25 | 10-15 | 103-110 | 2:07 | 9,000 |
| 43 | 11/25/2003 | SCG - TUN | 3-0 | 25-16 | 25-14 | 25-21 | | | 75- 51 | 1:05 | 1,650 |
| 44 | 11/25/2003 | USA - VEN | 3-0 | 28-26 | 25-16 | 25-23 | | | 78- 65 | 1:21 | 3,400 |
| 45 | 11/25/2003 | JPN - KOR | 0-3 | 22-25 | 13-25 | 23-25 | | | 58- 75 | 1:29 | 8,500 |

**FUJI TELEVISION NETWORK, INC.**

**Men's World Cup 2003**
Results of Sunday, November 30, 2003**3rd Round, Okayama (B)**

| No | Date | Teams | Set | Result per set (points) | | | | | Total Points | Time | Spectators |
|----|------------|-----------|-----|-------------------------|-------|-------|-------|---|--------------|------|------------|
| | | | | 1 | 2 | 3 | 4 | 5 | | | |
| 34 | 11/23/2003 | ITA - CAN | 3-0 | 25-22 | 25-19 | 25-20 | | | 75- 61 | 1:13 | 4,300 |
| 35 | 11/23/2003 | BRA - CHN | 3-1 | 25-21 | 25-20 | 23-25 | 25-18 | | 98- 84 | 1:38 | 5,200 |
| 36 | 11/23/2003 | FRA - EGY | 3-0 | 25-15 | 25-23 | 25-15 | | | 75- 53 | 1:04 | 4,000 |
| 40 | 11/24/2003 | BRA - CAN | 3-0 | 25-13 | 25-17 | 25-14 | | | 75- 44 | 1:05 | 5,100 |
| 41 | 11/24/2003 | ITA - EGY | 3-0 | 25-16 | 25-16 | 25-17 | | | 75- 49 | 0:59 | 5,100 |
| 42 | 11/24/2003 | FRA - CHN | 3-1 | 25-16 | 25-14 | 24-26 | 25-19 | | 99- 75 | 1:37 | 4,000 |
| 46 | 11/25/2003 | ITA - CHN | 3-0 | 25-15 | 25-15 | 25-20 | | | 75- 50 | 1:04 | 2,500 |
| 47 | 11/25/2003 | BRA - EGY | 3-0 | 25-20 | 25-20 | 25-13 | | | 75- 53 | 1:02 | 1,100 |
| 48 | 11/25/2003 | FRA - CAN | 3-0 | 25-19 | 25-20 | 25-16 | | | 75- 55 | 1:09 | 1,800 |

4th Round, Tokyo (A)

| No | Date | Teams | Set | Result per set (points) | | | | | Total Points | Time | Spectators |
|----|------------|-----------|-----|-------------------------|-------|-------|-------|---|--------------|------|------------|
| | | | | 1 | 2 | 3 | 4 | 5 | | | |
| 49 | 11/28/2003 | USA - ITA | 0-3 | 12-25 | 27-29 | 22-25 | | | 61- 79 | 1:15 | 1,550 |
| 50 | 11/28/2003 | SCG - BRA | 1-3 | 25-23 | 21-25 | 21-25 | 21-25 | | 88- 98 | 1:44 | 5,470 |
| 51 | 11/28/2003 | JPN - FRA | 0-3 | 23-25 | 18-25 | 21-25 | | | 62- 75 | 1:28 | 12,000 |
| 55 | 11/29/2003 | USA - BRA | 0-3 | 20-25 | 21-25 | 23-25 | | | 64- 75 | 1:16 | 5,870 |
| 56 | 11/29/2003 | SCG - FRA | 1-3 | 18-25 | 22-25 | 25-21 | 19-25 | | 84- 96 | 1:42 | 9,600 |
| 57 | 11/29/2003 | JPN - ITA | 1-3 | 21-25 | 25-27 | 27-25 | 20-25 | | 93-102 | 1:55 | 12,000 |
| 61 | 11/30/2003 | SCG - ITA | 3-1 | 25-18 | 21-25 | 30-28 | 25-22 | | 101- 93 | 1:35 | 10,110 |
| 62 | 11/30/2003 | USA - FRA | 3-1 | 25-19 | 20-25 | 26-24 | 28-26 | | 99- 94 | 1:46 | 5,450 |
| 63 | 11/30/2003 | JPN - BRA | 0-3 | 17-25 | 20-25 | 16-25 | | | 53- 75 | 1:21 | 12,000 |

4th Round, Tokyo (B)

| No | Date | Teams | Set | Result per set (points) | | | | | Total Points | Time | Spectators |
|----|------------|-----------|-----|-------------------------|-------|-------|-------|-------|--------------|------|------------|
| | | | | 1 | 2 | 3 | 4 | 5 | | | |
| 52 | 11/28/2003 | VEN - CHN | 3-1 | 23-25 | 25-22 | 28-26 | 25-20 | | 101- 93 | 1:48 | 281 |
| 53 | 11/28/2003 | TUN - CAN | 0-3 | 23-25 | 20-25 | 20-25 | | | 63- 75 | 1:12 | 327 |
| 54 | 11/28/2003 | KOR - EGY | 2-3 | 20-25 | 25-21 | 25-18 | 23-25 | 11-15 | 104-104 | 1:53 | 473 |
| 58 | 11/29/2003 | VEN - CAN | 1-3 | 21-25 | 25-23 | 20-25 | 21-25 | | 87- 98 | 1:44 | 1,210 |
| 59 | 11/29/2003 | TUN - EGY | 3-1 | 25-20 | 25-19 | 23-25 | 25-16 | | 98- 80 | 1:28 | 1,410 |
| 60 | 11/29/2003 | KOR - CHN | 3-0 | 25-19 | 25-21 | 26-24 | | | 76- 64 | 1:13 | 2,120 |
| 64 | 11/30/2003 | VEN - EGY | 3-1 | 31-29 | 25-23 | 22-25 | 25-21 | | 103- 98 | 1:40 | 900 |
| 65 | 11/30/2003 | TUN - CHN | 1-3 | 17-25 | 26-24 | 25-27 | 29-31 | | 97-107 | 1:42 | 1,540 |
| 66 | 11/30/2003 | KOR - CAN | 2-3 | 30-28 | 24-26 | 25-20 | 25-27 | 13-15 | 117-116 | 2:09 | 1,550 |

TEAM RANKING
World Cup Ranking

| Rank | Code | Country | Matches | | | | Sets | | | Points | | |
|------|------|---------------------|---------|-----|------|--------|------|------|-------|--------|------|-------|
| | | | Total | Won | Lost | Points | Won | Lost | Ratio | Won | Lost | Ratio |
| 1 | BRA | Brazil | 11 | 11 | 0 | 22 | 33 | 4 | 8.250 | 916 | 720 | 1.272 |
| 2 | ITA | Italy | 11 | 9 | 2 | 20 | 29 | 8 | 3.625 | 910 | 762 | 1.194 |
| 3 | SCG | Serbia & Montenegro | 11 | 9 | 2 | 20 | 29 | 10 | 2.900 | 951 | 842 | 1.129 |
| 4 | USA | U.S.A. | 11 | 8 | 3 | 19 | 24 | 13 | 1.846 | 883 | 794 | 1.112 |
| 5 | FRA | France | 11 | 7 | 4 | 18 | 24 | 16 | 1.500 | 950 | 868 | 1.094 |
| 6 | KOR | Korea | 11 | 5 | 6 | 16 | 20 | 20 | 1.000 | 909 | 915 | 0.993 |
| 7 | CAN | Canada | 11 | 5 | 6 | 16 | 18 | 23 | 0.783 | 883 | 954 | 0.926 |
| 8 | VEN | Venezuela | 11 | 4 | 7 | 15 | 14 | 23 | 0.609 | 832 | 893 | 0.932 |
| 9 | JPN | Japan | 11 | 3 | 8 | 14 | 14 | 27 | 0.519 | 879 | 948 | 0.927 |
| 10 | CHN | China | 11 | 2 | 9 | 13 | 13 | 28 | 0.464 | 898 | 1012 | 0.887 |
| 11 | TUN | Tunisia | 11 | 2 | 9 | 13 | 9 | 30 | 0.300 | 803 | 932 | 0.862 |
| 12 | EGY | Egypt | 11 | 1 | 10 | 12 | 7 | 32 | 0.219 | 787 | 961 | 0.819 |

**FUJI TELEVISION NETWORK, INC.**



P-2 VOLLEYBALL • Match result



Men's World Cup 2003
4th Round, Tokyo (A)

Match: 61 **Date:** 11/30/2003 **Spectators:** 10,110
City: Tokyo
Hall: Yoyogi Stadium
Match duration: **Start:** 15:00 **End:** 16:35 **Total:** 1:35

| Teams | Sets | 1 | 2 | 3 | 4 | 5 | Total |
|---------------------|----------|------|------|------|------|---|-------|
| SCG | 3 | 25 | 21 | 30 | 25 | | 101 |
| ITA | 1 | 18 | 25 | 28 | 22 | | 93 |
| Set duration | | 0:19 | 0:20 | 0:26 | 0:21 | | 1:26 |

Referees: SALONEN Jarmo (FIN) & RACHARD Patrick (FRA)

| SCG • Serbia & Montenegro | | 1 | 2 | 3 | 4 | 5 | Pts |
|---------------------------|-----------------|---|---|---|---|---|-----|
| 3 | Maric Goran | | | | | | |
| 4 | Janic Bojan | ■ | ■ | ■ | ■ | | 12 |
| 6 | Boskan Slobodan | | | | | | |
| 8 | L Mijic Vasa | L | L | L | L | | |
| 9 | Grbic Nikola | | | | | | |
| 10 | Grbic Vladimir | | | | | | |
| 11 | Bjelica Novica | ■ | ■ | ■ | ■ | | 5 |
| 12 | Geric Andrija | ■ | ■ | ■ | ■ | | 15 |
| 13 | Vujevic Goran | ■ | ■ | ■ | ■ | | 15 |
| 14 | Miljkovic Ivan | ■ | ■ | ■ | ■ | | 24 |
| 15 | Ilic Ivan | ■ | ■ | ■ | ■ | | 2 |
| 18 | Vusurovic Igor | | | | | | |

Coach: Travica Ljubomir (ITA)
Assistant: Kolakovic Igor (SCG)

| ITA • Italy | | 1 | 2 | 3 | 4 | 5 | Pts |
|-------------|---------------------|---|---|---|---|---|-----|
| 1 | Mastrangelo Luigi | | | | | | |
| 2 | Meoni Marco | | | | | | |
| 5 | Vermiglio Valerio | ■ | ■ | ■ | ■ | | 5 |
| 6 | Papi Samuele | | | | | | |
| 7 | Sartoretti Andrea | ■ | | | | | 2 |
| 8 | Cisolla Alberto | □ | ■ | ■ | ■ | | 18 |
| 10 | Tencati Luca | ■ | ■ | ■ | ■ | | 8 |
| 12 | L Pippi Damiano | L | L | L | L | | |
| 13 | Giani Andrea | ■ | ■ | ■ | ■ | | 12 |
| 16 | Biribanti Francesco | □ | ■ | ■ | ■ | | 18 |
| 17 | Cozzi Paolo | ■ | ■ | ■ | ■ | | 6 |
| 18 | Cernic Matej | ■ | | | | | 1 |

Coach: Montali Gianpaolo (ITA)
Assistant: Dagioni Massimo (ITA)

TEAMS AND PLAYERS PERFORMANCES

| Won Pts | Total Atts | No Name |
|------------|------------|-------------------|
| 58 | 107 | Total Team |
| 22 | 38 | 14 Miljkovic Ivan |
| 13 | 21 | 13 Vujevic Goran |
| 10 | 13 | 12 Geric Andrija |
| 13 | 60 | Total Team |
| 5 | 18 | 12 Geric Andrija |
| 2 | 10 | 15 Ilic Ivan |
| 2 | 8 | 11 Bjelica Novica |
| 2 | 100 | Total Team |
| 1 | 26 | 4 Janic Bojan |
| 1 | 15 | 13 Vujevic Goran |
| 28 | | Total Team |
| 101 | 267 | Total Team |

| Scoring Skills |
|-------------------|
| Spike |
| Block |
| Serve |
| Opp. error |
| Total |

| Won Pts | Total Atts | No Name |
|-----------|------------|------------------------|
| 58 | 115 | Total Team |
| 17 | 32 | 8 Cisolla Alberto |
| 16 | 30 | 16 Biribanti Francesco |
| 10 | 18 | 13 Giani Andrea |
| 11 | 60 | Total Team |
| 3 | 19 | 10 Tencati Luca |
| 2 | 6 | 16 Biribanti Francesco |
| 2 | 8 | 13 Giani Andrea |
| 1 | 94 | Total Team |
| 1 | 13 | 17 Cozzi Paolo |
| 23 | | Total Team |
| 93 | 269 | Total Team |

| | | |
|----|----|-------------------|
| 24 | 66 | 14 Miljkovic Ivan |
|----|----|-------------------|

| |
|--------------------|
| Best Scorer |
|--------------------|

| | | |
|----|----|-------------------|
| 18 | 52 | 8 Cisolla Alberto |
|----|----|-------------------|

■ Starting line-up Pts = Points scored [nn] = Captain
 □ Substitute Atts = Attempts L = Libero
 Opp = Opponent



FUJI TELEVISION NETWORK, INC.



P-2 VOLLEYBALL • Match result



Men's World Cup 2003
4th Round, Tokyo (A)

Match: 62 **Date:** 11/30/2003 **Spectators:** 5,450
City: Tokyo
Hall: Yoyogi Stadium
Match duration: **Start:** 12:30 **End:** 14:16 **Total:** 1:46

| Teams | Sets | 1 | 2 | 3 | 4 | 5 | Total |
|---------------------|----------|------|------|------|------|---|-------|
| USA | 3 | 25 | 20 | 26 | 28 | | 99 |
| FRA | 1 | 19 | 25 | 24 | 26 | | 94 |
| Set duration | | 0:22 | 0:23 | 0:25 | 0:27 | | 1:37 |

Referees: WANG Ning (CHN) & PEREIRA Juan A. (ARG)

| USA • U.S.A. | | 1 | 2 | 3 | 4 | 5 | Pts |
|--------------------------------------|-----------------|---|---|---|---|---|-----|
| 1 | Ball Lloy | ■ | ■ | ■ | ■ | | 2 |
| 5 | L Sullivan Erik | L | L | L | L | | |
| 7 | Suxho Donald | □ | □ | □ | □ | | 2 |
| 8 | Priddy William | ■ | ■ | ■ | ■ | | 12 |
| 9 | Millar Ryan | ■ | ■ | ■ | ■ | | 17 |
| 10 | Salmon Riley | ■ | ■ | ■ | ■ | | 18 |
| 11 | Billings Brook | ■ | ■ | ■ | ■ | | 13 |
| 12 | Hoff Thomas | ■ | ■ | ■ | ■ | | 11 |
| 13 | Stanley Clayton | □ | □ | □ | | | 5 |
| 15 | Gardner Gabriel | | | | | | |
| 17 | Polster James | | | | | | |
| 18 | Naeve Adam | | | | | | |
| Coach: Beal, Douglas (USA) | | | | | | | |
| Assistant: McGown, Carl (USA) | | | | | | | |

| FRA • France | | 1 | 2 | 3 | 4 | 5 | Pts |
|------------------------------------|------------------------|---|---|---|---|---|-----|
| 2 | L Henno Hubert | L | L | L | L | | |
| 3 | Daquin Dominique | ■ | ■ | ■ | ■ | | 9 |
| 6 | Monneraye Jean-Charles | ■ | ■ | ■ | ■ | | 6 |
| 7 | Antiga Stephane | ■ | ■ | ■ | ■ | | 10 |
| 8 | Capet Laurent | ■ | ■ | ■ | ■ | | 29 |
| 9 | Granvorka Frantz | | | □ | □ | | 2 |
| 11 | De Kergret Loic | ■ | □ | □ | ■ | | 1 |
| 13 | Schalk Marc | | □ | | | | |
| 14 | Barca-Cysique Philippe | □ | □ | | □ | | 2 |
| 16 | Patin Mathias | | ■ | ■ | | | 1 |
| 17 | Kieffer Oliver | | | | | | |
| 18 | Frangolacci Sebastien | ■ | ■ | ■ | ■ | | 8 |
| Coach: Blain Philippe (FRA) | | | | | | | |
| Assistant: Hoag Glenn (FRA) | | | | | | | |

TEAMS AND PLAYERS PERFORMANCES

| Won Pts | Total Atts | No Name | Scoring Skills | Won Pts | Total Atts | No Name |
|-----------|------------|------------------------|--------------------|-----------|--------------------------|------------------------|
| 60 | 122 | Total Team | | 56 | 129 | Total Team |
| 16 | 37 | 10 Salmon Riley | Spike | 25 | 48 | 8 Capet Laurent |
| 13 | 21 | 9 Millar Ryan | | 9 | 19 | 7 Antiga Stephane |
| 11 | 22 | 8 Priddy William | | 7 | 24 | 3 Daquin Dominique |
| 12 | 68 | Total Team | Block | 9 | 56 | Total Team |
| 4 | 14 | 11 Billings Brook | | 2 | 20 | 3 Daquin Dominique |
| 4 | 14 | 9 Millar Ryan | | 2 | 5 | 8 Capet Laurent |
| 1 | 5 | 8 Priddy William | 1 | 4 | 18 Frangolacci Sebastien | |
| 8 | 98 | Total Team | Serve | 3 | 95 | Total Team |
| 2 | 17 | 12 Hoff Thomas | | 2 | 20 | 8 Capet Laurent |
| 2 | 18 | 1 Ball Lloy | | 1 | 2 | 9 Granvorka Frantz |
| 2 | 6 | 7 Suxho Donald | | | | |
| 19 | | Total Team | Opp. error | 26 | | Total Team |
| 99 | 288 | Total Team | Total | 94 | 280 | Total Team |
| | | | | | | |
| 18 | 59 | 10 Salmon Riley | Best Scorer | 29 | 73 | 8 Capet Laurent |

■ Starting line-up Pts = Points scored [nn] = Captain
 □ Substitute Atts = Attempts L = Libero
 Opp = Opponent



FUJI TELEVISION NETWORK, INC.



P-2 VOLLEYBALL • Match result



Men's World Cup 2003 4th Round, Tokyo (A)

Match: 63 **Date:** 11/30/2003 **Spectators:** 12,000
City: Tokyo
Hall: Yoyogi Stadium
Match duration: **Start:** 18:00 **End:** 19:21 **Total:** 1:21

| Teams | Sets | 1 | 2 | 3 | 4 | 5 | Total |
|---------------------|------|------|------|------|---|---|-------|
| JPN | 0 | 17 | 20 | 16 | | | 53 |
| BRA | 3 | 25 | 25 | 25 | | | 75 |
| Set duration | | 0:22 | 0:22 | 0:24 | | | 1:08 |

Referees: STOYANOV Stoyan (BUL) & HOBOR Bela (HUN)

| JPN • Japan | | 1 | 2 | 3 | 4 | 5 | Pts |
|-------------|------------------------|---|---|---|---|---|-----|
| 2 | Usami Daisuke | ■ | ■ | ■ | | | 2 |
| 3 | Ito Nobuhiro | ■ | ■ | ■ | | | 6 |
| 4 | Hosokawa Nobuyoshi | ■ | | □ | | | |
| 5 | Onoue Kenji | ■ | ■ | ■ | | | 2 |
| 6 | Kobayashi Atsushi | | | □ | | | 1 |
| 8 | L Tsumagari Katsutoshi | L | L | L | | | |
| 9 | Kihara Takehiro | | □ | | | | |
| 11 | Kato Yoichi | ■ | ■ | ■ | | | 3 |
| 14 | Yamamoto Takahiro | ■ | ■ | ■ | | | 17 |
| 16 | Morishige Ryu | | □ | | | | |
| 17 | Abe Yuta | | □ | | □ | | |
| 18 | Koshiya Akira | □ | ■ | ■ | | | 4 |

Coach: TANAKA, Mikiyasu (JPN)
Assistant: YONEYAMA, Kazutomo (JPN)

| BRA • Brazil | | 1 | 2 | 3 | 4 | 5 | Pts |
|--------------|------------------------|---|---|---|---|---|-----|
| 3 | Gavio Giovane | | | ■ | | | 3 |
| 4 | Heller Andre | | | | □ | | 1 |
| 6 | Lima Mauricio | | | | □ | | |
| 7 | Godoy Filho Gilberto | | | ■ | ■ | | 7 |
| 9 | Nascimento Andre | | | | □ | | 1 |
| 10 | L Santos Sergio Dutra | L | L | L | | | |
| 11 | Rodrigues Anderson | ■ | ■ | ■ | | | 13 |
| 12 | Bitencourt Naibert | ■ | ■ | | | | 4 |
| 13 | Endres Gustavo | ■ | ■ | ■ | | | 7 |
| 14 | Santana Rodrigo | ■ | ■ | ■ | | | 14 |
| 17 | Garcia Ricardo | ■ | ■ | ■ | | | 2 |
| 18 | Amaral Dante Guimaraes | | | | ■ | | 6 |

Coach: Mr. Bernardo Rezende (BRA)
Assistant: Mr. Ricardo Tabach (BRA)

TEAMS AND PLAYERS PERFORMANCES

| Won Pts | Total Atts | No Name |
|---------|------------|----------------------|
| 31 | 63 | Total Team |
| 17 | 32 | 14 Yamamoto Takahiro |
| 4 | 7 | 3 Ito Nobuhiro |
| 4 | 8 | 18 Koshiya Akira |
| 3 | 22 | Total Team |
| 1 | 1 | 11 Kato Yoichi |
| 1 | 7 | 3 Ito Nobuhiro |
| 1 | 4 | 2 Usami Daisuke |
| 1 | 55 | Total Team |
| 1 | 8 | 3 Ito Nobuhiro |
| 18 | | Total Team |
| 53 | 140 | Total Team |
| 17 | 39 | 14 Yamamoto Takahiro |

| Scoring Skills |
|--------------------|
| Spike |
| Block |
| Serve |
| Opp. error |
| Total |
| Best Scorer |

| Won Pts | Total Atts | No Name |
|---------|------------|---------------------------|
| 43 | 62 | Total Team |
| 11 | 13 | 14 Santana Rodrigo |
| 10 | 15 | 11 Rodrigues Anderson |
| 6 | 7 | 7 Godoy Filho Gilberto |
| 12 | 36 | Total Team |
| 3 | 10 | 14 Santana Rodrigo |
| 3 | 4 | 11 Rodrigues Anderson |
| 3 | 5 | 18 Amaral Dante Guimaraes |
| 3 | 73 | Total Team |
| 1 | 18 | 17 Garcia Ricardo |
| 1 | 7 | 13 Endres Gustavo |
| 1 | 12 | 7 Godoy Filho Gilberto |
| 17 | | Total Team |
| 75 | 171 | Total Team |
| 14 | 31 | 14 Santana Rodrigo |

■ Starting line-up Pts = Points scored [nn] = Captain
□ Substitute Atts = Attempts L = Libero
Opp = Opponent



FUJI TELEVISION NETWORK, INC.



P-2 VOLLEYBALL • Match result



Men's World Cup 2003
4th Round, Tokyo (B)

Match: 64 **Date:** 11/30/2003 **Spectators:** 900
City: Tokyo
Hall: Tokyo Metropolitan Gymnasium
Match duration: **Start:** 12:05 **End:** 13:45 **Total:** 1:40

| Teams | Sets | 1 | 2 | 3 | 4 | 5 | Total |
|---------------------|----------|------|------|------|------|---|-------|
| VEN | 3 | 31 | 25 | 22 | 25 | | 103 |
| EGY | 1 | 29 | 23 | 25 | 21 | | 98 |
| Set duration | | 0:29 | 0:21 | 0:21 | 0:20 | | 1:31 |

Referees: SAKAIDE Osamu (JPN) & ITO Hiroyuki (JPN)

| VEN • Venezuela | | 1 | 2 | 3 | 4 | 5 | Pts |
|-----------------|----------------------|---|---|---|---|---|-----|
| 4 | L Valderrama Gustavo | L | L | L | L | | |
| 5 | Valera Rodman | ■ | ■ | □ | ■ | | 4 |
| 6 | Luna Carlos | ■ | ■ | ■ | ■ | | 21 |
| 7 | Diaz Luis | | □ | ■ | ■ | | 14 |
| 8 | Manzanillo Andres | □ | □ | □ | □ | | |
| 10 | Mendez Ronald | ■ | ■ | ■ | ■ | | 12 |
| 12 | Tejeda Carlos | ■ | ■ | ■ | ■ | | 15 |
| 13 | Marquez Ivan | ■ | ■ | | | | 3 |
| 14 | Ereu Thomas | ■ | ■ | □ | | | 11 |
| 17 | Blanco Juan Carlos | □ | □ | ■ | □ | | 4 |
| 18 | Cedeno Fredy | □ | □ | ■ | ■ | | 5 |

Coach: Miguel Cambero (VEN)
Assistant: Luis Miguel Diaz (VEN)

| EGY • Egypt | | 1 | 2 | 3 | 4 | 5 | Pts |
|-------------|--------------------------|---|---|---|---|---|-----|
| 1 | Awad Hamdy Elsafy | ■ | ■ | ■ | ■ | | 25 |
| 3 | Youssef Saleh Fathy | ■ | ■ | ■ | ■ | | 11 |
| 4 | Shehata Nehad Mohamed | ■ | ■ | | | | 8 |
| 5 | Kemsan Ossama | ■ | | | | | 2 |
| 6 | L Al Aydy Wael Hassanien | L | L | L | L | | |
| 7 | Abou El Hassan Ashraf | □ | □ | ■ | ■ | | 3 |
| 8 | Awad Eslam Mohamed | | | ■ | ■ | | 9 |
| 9 | El Mahdy Mohamed A. | ■ | ■ | | | | 2 |
| 13 | Said Weal | ■ | ■ | ■ | ■ | | 9 |
| 14 | Salah Eldein Abdelnaeim | | | | | | |
| 18 | Hassona Mahmoud | | ■ | ■ | ■ | | 4 |

Coach: Mr. Veselin Vukovic (SCG)
Assistant: Dr. Mohamed SALAH (EGY)

TEAMS AND PLAYERS PERFORMANCES

| Won Pts | Total Atts | No Name | Scoring Skills | Won Pts | Total Atts | No Name |
|------------|------------|-----------------------|--------------------|--------------|-----------------------|-------------------------|
| 72 | 121 | Total Team | | 65 | 119 | Total Team |
| 20 | 28 | 6 Luna Carlos | Spike | 25 | 38 | 1 Awad Hamdy Elsafy |
| 14 | 21 | 7 Diaz Luis | | 11 | 28 | 3 Youssef Saleh Fathy |
| 13 | 24 | 12 Tejeda Carlos | | 8 | 15 | 8 Awad Eslam Mohamed |
| 15 | 60 | Total Team | Block | 6 | 55 | Total Team |
| 5 | 24 | 10 Mendez Ronald | | 2 | 14 | 13 Said Weal |
| 3 | 5 | 17 Blanco Juan Carlos | | 1 | 2 | 8 Awad Eslam Mohamed |
| 2 | 8 | 12 Tejeda Carlos | 1 | 5 | 9 El Mahdy Mohamed A. | |
| 2 | 102 | Total Team | Serve | 2 | 99 | Total Team |
| 2 | 12 | 5 Valera Rodman | | 1 | 14 | 13 Said Weal |
| | | | | 1 | 13 | 4 Shehata Nehad Mohamed |
| 14 | | Total Team | Opp. error | 25 | | Total Team |
| 103 | 283 | Total Team | | Total | 98 | 273 |
| 21 | 48 | 6 Luna Carlos | Best Scorer | 25 | 62 | 1 Awad Hamdy Elsafy |

■ Starting line-up Pts = Points scored [nn] = Captain
□ Substitute Atts = Attempts L = Libero
Opp = Opponent



FUJI TELEVISION NETWORK, INC.



P-2 VOLLEYBALL • Match result



Men's World Cup 2003
4th Round, Tokyo (B)

Match: 65 **Date:** 11/30/2003 **Spectators:** 1,540
City: Tokyo
Hall: Tokyo Metropolitan Gymnasium
Match duration: **Start:** 14:35 **End:** 16:17 **Total:** 1:42

| Teams | Sets | 1 | 2 | 3 | 4 | 5 | Total |
|---------------------|------|------|------|------|------|---|-------|
| TUN | 1 | 17 | 26 | 25 | 29 | | 97 |
| CHN | 3 | 25 | 24 | 27 | 31 | | 107 |
| Set duration | | 0:19 | 0:21 | 0:25 | 0:28 | | 1:33 |

Referees: NAVA ABARCA Fernando (MEX) & ROBB Stephen (USA)

| TUN • Tunisia | | 1 | 2 | 3 | 4 | 5 | Pts |
|---------------|--------------------|---|---|---|---|-----|-----|
| 2 | Trabelsi Mohamed | | | | | □ □ | |
| 3 | Gara Mehdi | | | | | | |
| 5 | Sellami Samir | | | | | | |
| 7 | Ghezal Chaker | ■ | ■ | ■ | ■ | | 13 |
| 9 | Belaid Khaled | ■ | ■ | ■ | ■ | | 15 |
| 10 | Ben Abbes Oualid | | | | | | |
| 11 | Fehri Marouan | ■ | ■ | ■ | ■ | | 22 |
| 13 | Hfaiedh Noureddine | ■ | ■ | ■ | ■ | | 20 |
| 14 | L Berriri Mehrez | L | L | L | L | | |
| 15 | Guidara Ghazi | ■ | ■ | ■ | ■ | | 5 |
| 16 | Sammari Tarek | | | | | | |
| 18 | Kamosly Hosni | ■ | ■ | ■ | ■ | | 7 |

Coach: Giacobbe Antonio (ITA)
Assistant: Ben Y. Noureddine (TUN)

| CHN • China | | 1 | 2 | 3 | 4 | 5 | Pts |
|-------------|----------------|---|---|---|---|---|-----|
| 1 | Zhang Xiaodong | ■ | ■ | | | | 2 |
| 2 | Hu Song | ■ | ■ | ■ | ■ | | 20 |
| 4 | Yuan Zhi | □ | □ | □ | □ | | 2 |
| 6 | Cui Xiaodong | ■ | ■ | ■ | ■ | | 12 |
| 7 | Tang Miao | ■ | ■ | ■ | ■ | | 22 |
| 8 | Shi Hairong | ■ | ■ | ■ | ■ | | 14 |
| 9 | He Jiong | ■ | ■ | ■ | ■ | | 4 |
| 10 | Li Hang | | | □ | ■ | ■ | 6 |
| 11 | Li Chun | | | | □ | | |
| 12 | Shen Qiong | | | | | | |
| 13 | Wu Xiaojang | | | | □ | □ | |
| 15 | L Chu Hui | L | L | L | L | | |

Coach: Di Anhe (CHN)
Assistant: Yu Juemin (CHN)

TEAMS AND PLAYERS PERFORMANCES

| Won Pts | Total Atts | No Name |
|-----------|------------|-----------------------|
| 75 | 139 | Total Team |
| 20 | 35 | 11 Fehri Marouan |
| 19 | 48 | 13 Hfaiedh Noureddine |
| 15 | 24 | 9 Belaid Khaled |
| 3 | 59 | Total Team |
| 1 | 18 | 7 Ghezal Chaker |
| 1 | 2 | 13 Hfaiedh Noureddine |
| 1 | 14 | 18 Kamosly Hosni |
| 4 | 98 | Total Team |
| 2 | 19 | 11 Fehri Marouan |
| 1 | 14 | 7 Ghezal Chaker |
| 1 | 13 | 15 Guidara Ghazi |
| 15 | | Total Team |
| 97 | 296 | Total Team |

| Scoring Skills |
|-------------------|
| Spike |
| Block |
| Serve |
| Opp. error |
| Total |

| Won Pts | Total Atts | No Name |
|------------|------------|-------------------|
| 67 | 111 | Total Team |
| 22 | 35 | 7 Tang Miao |
| 18 | 33 | 2 Hu Song |
| 13 | 17 | 8 Shi Hairong |
| 11 | 71 | Total Team |
| 4 | 23 | 6 Cui Xiaodong |
| 2 | 8 | 9 He Jiong |
| 2 | 13 | 10 Li Hang |
| 4 | 106 | Total Team |
| 2 | 9 | 4 Yuan Zhi |
| 1 | 15 | 9 He Jiong |
| 1 | 13 | 2 Hu Song |
| 25 | | Total Team |
| 107 | 288 | Total Team |

| | | |
|----|----|------------------|
| 22 | 58 | 11 Fehri Marouan |
|----|----|------------------|

| | | | |
|--------------------|----|----|-------------|
| Best Scorer | 22 | 62 | 7 Tang Miao |
|--------------------|----|----|-------------|

■ Starting line-up Pts = Points scored □ = Captain
□ Substitute Atts = Attempts L = Libero
Opp = Opponent



FUJI TELEVISION NETWORK, INC.



P-2 VOLLEYBALL • Match result



Men's World Cup 2003
4th Round, Tokyo (B)

Match: 66 **Date:** 11/30/2003 **Spectators:** 1,550
City: Tokyo
Hall: Tokyo Metropolitan Gymnasium
Match duration: **Start:** 17:05 **End:** 19:14 **Total:** 2:09

| Teams | Sets | 1 | 2 | 3 | 4 | 5 | Total |
|---------------------|----------|------|------|------|------|------|-------|
| KOR | 2 | 30 | 24 | 25 | 25 | 13 | 117 |
| CAN | 3 | 28 | 26 | 20 | 27 | 15 | 116 |
| Set duration | | 0:26 | 0:24 | 0:23 | 0:27 | 0:17 | 1:57 |

Referees: PORCARI Paolo (ITA) & DE-MEDEIROS F. (BRA)

| KOR • Korea | | 1 | 2 | 3 | 4 | 5 | Pts |
|-------------|------------------|---|---|---|---|---|-----|
| 1 | Ko Hee-Jin | | | | | | |
| 4 | Chang Kwang-Kyun | ■ | ■ | ■ | ■ | ■ | 8 |
| 5 | L Yeo Oh-Hyun | L | L | L | L | L | |
| 6 | Choi Tae-Woong | ■ | ■ | ■ | ■ | ■ | 5 |
| 9 | Shin Sun-Ho | ■ | ■ | ■ | ■ | ■ | 7 |
| 10 | Lee Sun-Kyu | ■ | ■ | ■ | ■ | ■ | 21 |
| 12 | Yoon Kwan-Yeol | ■ | ■ | ■ | ■ | ■ | 17 |
| 13 | Kim Young-Rae | □ | □ | | □ | □ | |
| 14 | Suk Jin-Wook | | | | | | |
| 15 | Lee Hyung-Doo | | | | | □ | 2 |
| 16 | Shin Young-Soo | | | | | | |
| 18 | Chang Byung-Chul | ■ | ■ | ■ | ■ | ■ | 31 |

Coach: Cha Joo-Hyun (KOR)
Assistant: Seo Nam-Won (KOR)

| CAN • Canada | | 1 | 2 | 3 | 4 | 5 | Pts |
|--------------|-------------------|---|---|---|---|---|-----|
| 1 | Bruce Douglas | □ | □ | □ | □ | □ | |
| 5 | L Snider Lucas | L | L | L | L | L | |
| 6 | Ruette Sebastien | ■ | ■ | ■ | ■ | ■ | 21 |
| 7 | Haldane Jason | ■ | ■ | ■ | ■ | ■ | 23 |
| 8 | Koskie Scott | ■ | ■ | ■ | ■ | ■ | 3 |
| 9 | Duerden Paul | | | | | | |
| 10 | Youngberg Brett | | | | □ | □ | |
| 11 | Brinkman Steve | ■ | ■ | ■ | ■ | ■ | 17 |
| 12 | Wolfenden Chris | □ | □ | □ | ■ | ■ | 3 |
| 13 | Ballard Ross | | | | □ | □ | |
| 14 | Grapentine Murray | ■ | ■ | ■ | ■ | ■ | 22 |
| 15 | Winters Fred | ■ | ■ | ■ | | | 6 |

Coach: Stelio DEROCO (CAN)
Assistant: Bruce KENT (CAN)

TEAMS AND PLAYERS PERFORMANCES

| Won Pts | Total Atts | No Name |
|------------|------------|---------------------|
| 78 | 147 | Total Team |
| 30 | 54 | 18 Chang Byung-Chul |
| 16 | 26 | 10 Lee Sun-Kyu |
| 14 | 33 | 12 Yoon Kwan-Yeol |
| 9 | 61 | Total Team |
| 5 | 15 | 10 Lee Sun-Kyu |
| 2 | 12 | 6 Choi Tae-Woong |
| 1 | 2 | 4 Chang Kwang-Kyun |
| 4 | 117 | Total Team |
| 2 | 19 | 12 Yoon Kwan-Yeol |
| 1 | 2 | 15 Lee Hyung-Doo |
| 1 | 26 | 18 Chang Byung-Chul |
| 26 | | Total Team |
| 117 | 325 | Total Team |

| Scoring Skills |
|-------------------|
| Spike |
| Block |
| Serve |
| Opp. error |
| Total |

| Won Pts | Total Atts | No Name |
|------------|------------|----------------------|
| 77 | 134 | Total Team |
| 22 | 36 | 7 Haldane Jason |
| 20 | 39 | 6 Ruette Sebastien |
| 15 | 22 | 14 Grapentine Murray |
| 15 | 92 | Total Team |
| 6 | 26 | 11 Brinkman Steve |
| 6 | 21 | 14 Grapentine Murray |
| 1 | 11 | 7 Haldane Jason |
| 3 | 116 | Total Team |
| 1 | 21 | 14 Grapentine Murray |
| 1 | 10 | 15 Winters Fred |
| 1 | 13 | 11 Brinkman Steve |
| 21 | | Total Team |
| 116 | 342 | Total Team |

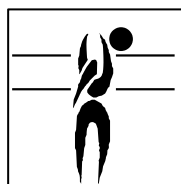
| | | |
|----|----|---------------------|
| 31 | 87 | 18 Chang Byung-Chul |
|----|----|---------------------|

| | | | |
|--------------------|----|----|-----------------|
| Best Scorer | 23 | 66 | 7 Haldane Jason |
|--------------------|----|----|-----------------|

■ Starting line-up Pts = Points scored [nn] = Captain
□ Substitute Atts = Attempts L = Libero
Opp = Opponent



FUJI TELEVISION NETWORK, INC.

**Best Scorers**

| Rk | No | Name | Team | Spike | Block | Serve | Total |
|-------------------------|----|------------------------|------|--------------|--------------|------------|--------------|
| 1 | 14 | Yamamoto Takahiro | JPN | 206 | 9 | 12 | 227 |
| 2 | 14 | Miljkovic Ivan | SCG | 185 | 24 | 9 | 218 |
| 3 | 18 | Chang Byung-Chul | KOR | 172 | 8 | 10 | 190 |
| 4 | 1 | Awad Hamdy Elsafy | EGY | 163 | 10 | 1 | 174 |
| 4 | 13 | Hfaiedh Noureddine | TUN | 161 | 10 | 3 | 174 |
| 6 | 7 | Tang Miao | CHN | 159 | 10 | 2 | 171 |
| 7 | 11 | Gomez Ernardo | VEN | 137 | 15 | 9 | 161 |
| 8 | 7 | Sartoretti Andrea | ITA | 119 | 17 | 21 | 157 |
| 9 | 6 | Ruette Sebastien | CAN | 130 | 9 | 3 | 142 |
| 10 | 11 | Rodrigues Anderson | BRA | 111 | 11 | 8 | 130 |
| 11 | 13 | Stanley Clayton | USA | 97 | 14 | 17 | 128 |
| 12 | 12 | Geric Andrija | SCG | 78 | 41 | 7 | 126 |
| 12 | 7 | Antiga Stephane | FRA | 107 | 11 | 8 | 126 |
| 12 | 11 | Kato Yoichi | JPN | 113 | 7 | 6 | 126 |
| 15 | 14 | Grapentine Murray | CAN | 89 | 27 | 5 | 121 |
| 16 | 11 | Fehri Marouan | TUN | 102 | 10 | 8 | 120 |
| 17 | 13 | Vujevic Goran | SCG | 108 | 5 | 6 | 119 |
| 18 | 9 | Millar Ryan | USA | 87 | 27 | 2 | 116 |
| 18 | 7 | Haldane Jason | CAN | 104 | 5 | 7 | 116 |
| 20 | 12 | Yoon Kwan-Yeol | KOR | 101 | 7 | 6 | 114 |
| 21 | 11 | Brinkman Steve | CAN | 81 | 23 | 6 | 110 |
| 22 | 18 | Karamosly Hosni | TUN | 85 | 15 | 9 | 109 |
| 23 | 9 | Granvorka Frantz | FRA | 83 | 14 | 8 | 105 |
| 24 | 10 | Salmon Riley | USA | 83 | 13 | 7 | 103 |
| 24 | 14 | Barca-Cysique Philippe | FRA | 88 | 9 | 6 | 103 |
| 24 | 12 | Shen Qiong | CHN | 88 | 9 | 6 | 103 |
| 27 | 14 | Ereu Thomas | VEN | 91 | 10 | 1 | 102 |
| 27 | 9 | Belaid Khaled | TUN | 92 | 9 | 1 | 102 |
| 29 | 1 | Mastrangelo Luigi | ITA | 63 | 19 | 17 | 99 |
| 29 | 4 | Hosokawa Nobuyoshi | JPN | 96 | 1 | 2 | 99 |
| 31 | 13 | Endres Gustavo | BRA | 67 | 24 | 7 | 98 |
| 31 | 8 | Capet Laurent | FRA | 82 | 10 | 6 | 98 |
| 33 | 18 | Cernic Matej | ITA | 82 | 10 | 5 | 97 |
| 34 | 3 | Daquin Dominique | FRA | 80 | 14 | 0 | 94 |
| 34 | 8 | Shi Hairong | CHN | 82 | 6 | 6 | 94 |
| 36 | 6 | Luna Carlos | VEN | 84 | 6 | 1 | 91 |
| 36 | 14 | Suk Jin-Wook | KOR | 80 | 11 | 0 | 91 |
| 36 | 10 | Lee Sun-Kyu | KOR | 70 | 18 | 3 | 91 |
| 39 | 2 | Hu Song | CHN | 76 | 9 | 5 | 90 |
| 40 | 3 | Gavio Giovane | BRA | 81 | 6 | 1 | 88 |
| 41 | 11 | Billings Brook | USA | 73 | 13 | 0 | 86 |
| 42 | 6 | Papi Samuele | ITA | 66 | 13 | 3 | 82 |
| 43 | 12 | Bitencourt Nalbert | BRA | 65 | 13 | 2 | 80 |
| 44 | 10 | Mendez Ronald | VEN | 58 | 20 | 1 | 79 |
| 44 | 7 | Ghezal Chaker | TUN | 61 | 16 | 2 | 79 |
| 46 | 10 | Grbic Vladimir | SCG | 69 | 5 | 2 | 76 |
| 47 | 9 | Shin Sun-Ho | KOR | 57 | 15 | 3 | 75 |
| 48 | 8 | Priddy William | USA | 66 | 3 | 3 | 72 |
| 48 | 13 | Marquez Ivan | VEN | 59 | 11 | 2 | 72 |
| 50 | 12 | Hoff Thomas | USA | 53 | 13 | 5 | 71 |
| Total tournament | | | | 6,403 | 1,085 | 414 | 7,902 |

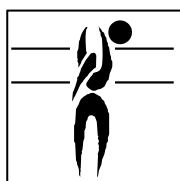




Best Spikers

Limit: 15.00%

| Rk | No | Name | Team | Spikes | Faults | Shots | Total Attempts | Succ. % |
|-------------------------|----|--------------------|------|--------|--------|-------|----------------|---------|
| 1 | 3 | Gavio Giovane | BRA | 81 | 19 | 36 | 136 | 59.56 |
| 2 | 11 | Rodrigues Anderson | BRA | 111 | 28 | 49 | 188 | 59.04 |
| 3 | 7 | Antiga Stephane | FRA | 107 | 22 | 53 | 182 | 58.79 |
| 4 | 14 | Miljkovic Ivan | SCG | 185 | 67 | 93 | 345 | 53.62 |
| 5 | 7 | Haldane Jason | CAN | 104 | 32 | 58 | 194 | 53.61 |
| 6 | 6 | Luna Carlos | VEN | 84 | 21 | 52 | 157 | 53.50 |
| 7 | 13 | Stanley Clayton | USA | 97 | 25 | 60 | 182 | 53.30 |
| 8 | 6 | Ruette Sebastien | CAN | 130 | 40 | 74 | 244 | 53.28 |
| 9 | 4 | Hosokawa Nobuyoshi | JPN | 96 | 29 | 58 | 183 | 52.46 |
| 10 | 7 | Sartoretti Andrea | ITA | 119 | 39 | 74 | 232 | 51.29 |
| Total Tournament | | | | 6.403 | 1.923 | 4.199 | 12.525 | 51.12 |



Best Blockers

| Rk | No | Name | Team | Kill Blocks | Faults | Rebounds | Total Attempts | Avg. by set |
|-------------------------|----|------------------------|------|-------------|--------|----------|----------------|-------------|
| 1 | 12 | Geric Andrija | SCG | 41 | 62 | 65 | 168 | 1.05 |
| 2 | 9 | Millar Ryan | USA | 27 | 45 | 68 | 140 | 0.73 |
| 3 | 14 | Grapentine Murray | CAN | 27 | 53 | 59 | 139 | 0.66 |
| 4 | 13 | Endres Gustavo | BRA | 24 | 36 | 43 | 103 | 0.65 |
| 5 | 14 | Miljkovic Ivan | SCG | 24 | 46 | 32 | 102 | 0.62 |
| 6 | 11 | Brinkman Steve | CAN | 23 | 42 | 74 | 139 | 0.56 |
| 7 | 10 | Tencati Luca | ITA | 20 | 28 | 31 | 79 | 0.54 |
| 8 | 10 | Mendez Ronald | VEN | 20 | 48 | 52 | 120 | 0.54 |
| 9 | 1 | Mastrangelo Luigi | ITA | 19 | 51 | 54 | 124 | 0.51 |
| 10 | 6 | Monneraye Jean-Charles | FRA | 20 | 39 | 44 | 103 | 0.50 |
| Total Tournament | | | | 1.085 | 2.536 | 2.849 | 6.470 | 4.64 |



Best Servers


| Rk | No | Name | Team | Aces | Faults | Serve Hits | Total Attempts | Avg. by set |
|-------------------------|----|-------------------|------|------|--------|------------|----------------|-------------|
| 1 | 7 | Sartoretti Andrea | ITA | 21 | 31 | 90 | 142 | 0.57 |
| 2 | 13 | Stanley Clayton | USA | 17 | 21 | 88 | 126 | 0.46 |
| 3 | 1 | Mastrangelo Luigi | ITA | 17 | 28 | 83 | 128 | 0.46 |
| 4 | 2 | Usami Daisuke | JPN | 15 | 27 | 95 | 137 | 0.37 |
| 5 | 14 | Yamamoto Takahiro | JPN | 12 | 52 | 77 | 141 | 0.29 |
| 6 | 18 | Chang Byung-Chul | KOR | 10 | 30 | 94 | 134 | 0.25 |
| 7 | 17 | Garcia Ricardo | BRA | 9 | 19 | 110 | 138 | 0.24 |
| 8 | 11 | Gomez Ernardo | VEN | 9 | 30 | 77 | 116 | 0.24 |
| 9 | 18 | Karamosly Hosni | TUN | 9 | 27 | 119 | 155 | 0.23 |
| 10 | 14 | Miljkovic Ivan | SCG | 9 | 30 | 118 | 157 | 0.23 |
| Total Tournament | | | | 414 | 1.458 | 8.728 | 10.600 | 1.77 |

**FUJI TELEVISION NETWORK, INC.**



Best Setters

| Rk | No | Name | Team | Running Sets | Faults | Still Sets | Total Attempts | Avg. by set |
|-------------------------|----|----------------|------|--------------|-----------|--------------|----------------|--------------|
| 1 | 2 | Usami Daisuke | JPN | 354 | 17 | 493 | 864 | 8.63 |
| 2 | 9 | Grbic Nikola | SCG | 304 | 2 | 434 | 740 | 7.79 |
| 3 | 15 | Guidara Ghazi | TUN | 297 | 3 | 656 | 956 | 7.62 |
| 4 | 6 | Choi Tae-Woong | KOR | 291 | - | 690 | 981 | 7.28 |
| 5 | 5 | Valera Rodman | VEN | 262 | 5 | 449 | 716 | 7.08 |
| 6 | 17 | Garcia Ricardo | BRA | 260 | 4 | 378 | 642 | 7.03 |
| 7 | 1 | Ball Lloy | USA | 252 | 5 | 369 | 626 | 6.81 |
| 8 | 8 | Koskie Scott | CAN | 258 | 15 | 453 | 726 | 6.29 |
| 9 | 16 | Patin Mathias | FRA | 242 | 6 | 401 | 649 | 6.05 |
| 10 | 9 | He Jiong | CHN | 201 | 7 | 420 | 628 | 4.90 |
| Total Tournament | | | | 3.764 | 98 | 8.193 | 12.055 | 16.09 |



Best Liberos

| Rk | No | Name | Team | Excellents | Faults | In play | Total attempts | Succ. % |
|----|----|------------------------|------|------------|--------|---------|----------------|---------|
| 1 | 10 | Santos Sergio Dutra | BRA | 253 | 43 | 120 | 416 | 60.82 |
| 2 | 15 | Chu Hui | CHN | 318 | 79 | 129 | 526 | 60.46 |
| 3 | 2 | Henno Hubert | FRA | 257 | 56 | 120 | 433 | 59.35 |
| 4 | 12 | Pippi Damiano | ITA | 190 | 51 | 87 | 328 | 57.93 |
| 5 | 5 | Snider Lucas | CAN | 260 | 76 | 119 | 455 | 57.14 |
| 6 | 5 | Sullivan Erik | USA | 242 | 61 | 121 | 424 | 57.08 |
| 7 | 8 | Mijic Vasa | SCG | 239 | 63 | 121 | 423 | 56.50 |
| 8 | 8 | Tsumagari Katsutoshi | JPN | 215 | 63 | 123 | 401 | 53.62 |
| 9 | 6 | Al Aydy Wael Hassanien | EGY | 218 | 88 | 118 | 424 | 51.42 |
| 10 | 4 | Valderrama Gustavo | VEN | 201 | 76 | 164 | 441 | 45.58 |

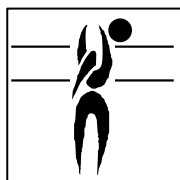




Best Spikers

Limit: 15.00%

| Rk | Team | Spikes | Faults | Shots | Total Attempts | Succ. % |
|-------------------------|-------------------------|--------------|--------------|--------------|----------------|--------------|
| 1 | BRA Brazil | 538 | 112 | 250 | 900 | 59.78 |
| 2 | ITA Italy | 503 | 126 | 265 | 894 | 56.26 |
| 3 | SCG Serbia & Montenegro | 573 | 150 | 329 | 1,052 | 54.47 |
| 4 | USA U.S.A. | 538 | 136 | 318 | 992 | 54.23 |
| 5 | FRA France | 553 | 121 | 392 | 1,066 | 51.88 |
| 6 | VEN Venezuela | 521 | 151 | 334 | 1,006 | 51.79 |
| 7 | CAN Canada | 542 | 148 | 359 | 1,049 | 51.67 |
| 8 | JPN Japan | 541 | 202 | 351 | 1,094 | 49.45 |
| 9 | CHN China | 533 | 175 | 389 | 1,097 | 48.59 |
| 10 | KOR Korea | 563 | 209 | 388 | 1,160 | 48.53 |
| 11 | TUN Tunisia | 526 | 195 | 422 | 1,143 | 46.02 |
| 12 | EGY Egypt | 472 | 198 | 402 | 1,072 | 44.03 |
| Total Tournament | | 6,403 | 1,923 | 4,199 | 12,525 | 51.12 |



Best Blockers

| Rk | Team | Kill Blocks | Faults | Rebounds | Total Attempts | Avg. by set |
|-------------------------|-------------------------|--------------|--------------|--------------|----------------|-------------|
| 1 | ITA Italy | 121 | 204 | 238 | 563 | 3.27 |
| 2 | BRA Brazil | 110 | 200 | 215 | 525 | 2.97 |
| 3 | SCG Serbia & Montenegro | 114 | 214 | 251 | 579 | 2.92 |
| 4 | USA U.S.A. | 105 | 193 | 263 | 561 | 2.84 |
| 5 | FRA France | 102 | 250 | 258 | 610 | 2.55 |
| 6 | VEN Venezuela | 91 | 210 | 236 | 537 | 2.46 |
| 7 | CAN Canada | 94 | 217 | 257 | 568 | 2.29 |
| 8 | CHN China | 83 | 259 | 226 | 568 | 2.02 |
| 9 | KOR Korea | 74 | 175 | 221 | 470 | 1.85 |
| 10 | EGY Egypt | 63 | 222 | 225 | 510 | 1.62 |
| 11 | JPN Japan | 66 | 180 | 206 | 452 | 1.61 |
| 12 | TUN Tunisia | 62 | 212 | 253 | 527 | 1.59 |
| Total Tournament | | 1,085 | 2,536 | 2,849 | 6,470 | 2.32 |





Best Servers

| Rk | Team | Aces | Faults | Serve Hits | Total Attempts | Avg. by set |
|-------------------------|-------------------------|------|--------|------------|----------------|-------------|
| 1 | ITA Italy | 50 | 106 | 741 | 897 | 1.35 |
| 2 | BRA Brazil | 45 | 123 | 733 | 901 | 1.22 |
| 3 | USA U.S.A. | 44 | 122 | 712 | 878 | 1.19 |
| 4 | SCG Serbia & Montenegro | 39 | 143 | 760 | 942 | 1.00 |
| 4 | JPN Japan | 41 | 155 | 689 | 885 | 1.00 |
| 6 | FRA France | 37 | 111 | 795 | 943 | 0.93 |
| 7 | CHN China | 31 | 109 | 765 | 905 | 0.76 |
| 7 | CAN Canada | 31 | 135 | 721 | 887 | 0.76 |
| 9 | KOR Korea | 30 | 113 | 765 | 908 | 0.75 |
| 10 | TUN Tunisia | 28 | 112 | 679 | 819 | 0.72 |
| 11 | VEN Venezuela | 22 | 146 | 667 | 835 | 0.59 |
| 12 | EGY Egypt | 16 | 83 | 701 | 800 | 0.41 |
| Total Tournament | | 414 | 1,458 | 8,728 | 10,600 | 0.59 |



Best Setters

| Rk | Team | Running Sets | Faults | Still Sets | Total Attempts | Avg. by set |
|-------------------------|-------------------------|--------------|--------|------------|----------------|-------------|
| 1 | JPN Japan | 390 | 17 | 656 | 1,063 | 9.51 |
| 2 | USA U.S.A. | 344 | 8 | 593 | 945 | 9.30 |
| 3 | SCG Serbia & Montenegro | 358 | 3 | 641 | 1,002 | 9.18 |
| 4 | FRA France | 350 | 7 | 679 | 1,036 | 8.75 |
| 5 | BRA Brazil | 313 | 5 | 538 | 856 | 8.46 |
| 6 | VEN Venezuela | 298 | 8 | 646 | 952 | 8.05 |
| 7 | ITA Italy | 293 | 6 | 556 | 855 | 7.92 |
| 8 | TUN Tunisia | 304 | 8 | 775 | 1,087 | 7.79 |
| 9 | CAN Canada | 311 | 18 | 707 | 1,036 | 7.59 |
| 10 | KOR Korea | 293 | 1 | 822 | 1,116 | 7.33 |
| 11 | CHN China | 274 | 11 | 784 | 1,069 | 6.68 |
| 12 | EGY Egypt | 236 | 6 | 796 | 1,038 | 6.05 |
| Total Tournament | | 3,764 | 98 | 8,193 | 12,055 | 4.02 |



FUJI TELEVISION NETWORK, INC.



2003 Men's World Cup in Japan Inaugural World Cup win for Brazil

November 29, 2003, Tokyo, Japan – World champions Brazil finished an excellent 2003 by claiming their first World Cup title here on Sunday and finished the tournament in style with their 11th successive victory, 25-17, 25-20, 25-16 over Japan in Yoyogi Stadium on Sunday.

With the South Americans already confirmed as gold medalists after Italy had lost to Serbia and Montenegro earlier in the day, Bernardo Rezende's men just had to complete the formalities against Japan and did so in great artistic style to silence the 12,000 screaming local fans and walk away with the honour of having won the World League, the South American championship and the World Cup in the same year.

"It is my privilege to be the first ever head coach of Brazil to win this tournament," Rezende said. "Our players did an excellent job and played superbly right throughout the tournament, despite the long and tough campaign.

"Maybe this title has slightly less value than the Olympics but it is still a great honour to win the World Cup and completes a fantastic year for us."

"We are very happy that we could get the ticket of Athens and claim the title," captain Nalbert said. "We have eight to nine months to prepare for Athens now so we will be able to get the physical and the mental condition ready during the long preparation. We want to get the gold medal for Athens now."

While the World Cup triumph adds to Brazil's impression trophy collection it also further confirms their status as the world number one team.

The battle for the other places, Italy were resigned to the silver medal after bronze medalists Serbia and Montenegro handed the European champions their second loss of the tournament in four sets 25-18, 21-25, 30-28, 25-22 while USA claimed fourth spot for the fourth time in their World Cup history after beating France 3-1 (25-19, 20-25, 26-24, 28-26).

In the Tokyo Metropolitan Gym, Venezuela ended their World Cup on a winning note when they claimed their fourth victory beating Egypt 31-29, 25-23, 22-25, 25-21 while China beat Tunisia 25-17, 24-26, 27-25, 31-29 and Canada defeated Korea 3-2 (28-30, 26-24, 20-25, 27-25, 15-13).

Final standings: Brazil 11 wins 0 losses, Italy 9-2, Serbia and Montenegro 9-2, USA 8-3, France 7-4, Korea 5-6, Canada 5-6, Venezuela 4-7, Japan 3-8, China 2-9, Tunisia 2-9, Egypt 1-10.

For more information on the 2003 Men's World Cup visit www.fivb.org

2003 Men's World Cup in Japan Yamamoto scoops top individual prize

November 30, 2003, Tokyo, Japan – Japan's Takahiro Yamamoto was awarded the Best Scorer and M.V.P. award for the 2003 World Cup as the best players of the tournament were acknowledged by the International Volleyball Federation on Sunday with the presentation of individual awards.

The Japanese wing spiker's 227 points outscored Ivan Miljkovic from Serbia and Montenegro by nine points and was made all the more impressive since Japan only recorded three victories from their 11 matches.

The other individual awards saw Giovane from the World Cup champions Brazil receive the Best Spiker prize, Andrija Geric from Serbia and Montenegro the Best Blocker, Italy's Andrea Sartoretti the Best Server while the Best Libero award went to Sergio from Brazil and Serbia and Montenegro's Nikola Grbic was the Best Setter.

2003 Men's World Cup player awards

| | | |
|-----------------------|-------------------|-----------|
| Best Scorer & M.V.P - | Takahiro Yamamoto | JPN No 14 |
| Best Spiker - | Giovane | BRA No 3 |
| Best Blocker - | Andrija Geric | SCG No 12 |
| Best Server - | Andrea Sartoretti | ITA No 7 |
| Best Setter - | Nikola Grbic | SCG No 9 |
| Best Libero - | Sergio | BRA No 10 |

A final award went to Japanese setter Daisuke Usami as the Most Spectacular Player.

Note: Although Usami topped the player statistics for Setters, the World Cup Control Committee used the power vested in it by the FIVB rules and regulations to award the prize to Grbic on the basis of overall performance.

For a full list of the best players at the 2003 World Cup visit www.fivb.org