



# P-3 VOLLEYBALL • Match players ranking

FIVB 2010 Women's World Championship  
Pool F



**Match:** 89 **Date:** 10.11.2010 **Spectators:** 1'351  
**City:** Nagoya  
**Hall:** Nippongaishi Hall  
**Match duration:** **Start:** 14:00 **End:** 15:54 **Total:** 1:54

Teams	Sets	1	2	3	4	5	Total
<b>BRA</b>	<b>3</b>	25	24	25	25		99
<b>USA</b>	<b>1</b>	19	26	19	23		87
<b>Set duration</b>		0:25	0:29	0:24	0:27		1:45



## BRA • Brazil



### Spike

Succ. %  
Limit: 15.00%

Rk	No	Name	Spikes	Faults	Shots	Total Attempts	Note
1	8	Carvalho Jaqueline	18	6	13	37	48.65
2	13	Castro Sheilla	13	5	14	32	40.63
3	12	Pereira Natalia	14	9	18	41	34.15
-	6	Menezes Thaisa	9	-	4	13	
-	1	Claudino Fabiana	4	1	6	11	
-	11	Silva Joyce	2	-	3	5	
-	17	de Souza Josefa Fabiola	2	-	-	2	
-	3	Lins Danielle	-	-	-	-	
-	5	Silva Adenizia	-	-	-	-	
-	10	Gonzaga Welissa	-	-	-	-	
-	14	de Oliveira Fabiana	-	-	-	-	
-	16	Rodrigues Fernanda	-	-	-	-	
<b>Others</b>			-	-	-	-	
<b>Total Team</b>			62	21	58	141	43.97



### Block

Avg. by set

Rk	No	Name	Kill Blocks	Faults	Rebounds	Total Attempts	Note
1	6	Menezes Thaisa	5	6	9	20	1.25
2	1	Claudino Fabiana	4	4	10	18	1.00
3	17	de Souza Josefa Fabiola	2	2	4	8	0.50
4	12	Pereira Natalia	1	2	3	6	0.25
4	11	Silva Joyce	1	1	-	2	0.25
-	5	Silva Adenizia	-	-	-	-	
-	10	Gonzaga Welissa	-	-	-	-	
-	14	de Oliveira Fabiana	-	-	-	-	
-	16	Rodrigues Fernanda	-	-	-	-	
-	13	Castro Sheilla	-	2	8	10	
-	8	Carvalho Jaqueline	-	1	3	4	
-	3	Lins Danielle	-	1	-	1	
<b>Others</b>			-	-	-	-	
<b>Total Team</b>			13	19	37	69	3.25





# P-3 VOLLEYBALL • Match players ranking

FIVB 2010 Women's World Championship  
Pool F




**Match:** 89 **Date:** 10.11.2010 **Spectators:** 1'351  
**City:** Nagoya  
**Hall:** Nippongaishi Hall  
**Match duration:** **Start:** 14:00 **End:** 15:54 **Total:** 1:54

Teams	Sets	1	2	3	4	5	Total
<b>BRA</b>	<b>3</b>	25	24	25	25		99
<b>USA</b>	<b>1</b>	19	26	19	23		87
<b>Set duration</b>		0:25	0:29	0:24	0:27		1:45



## BRA • Brazil




**Serve**

Avg. by set

Rk	No	Name	Aces	Faults	Serve Hits	Total Attempts	Note
1	13	Castro Sheilla	2	-	12	14	0.50
1	17	de Souza Josefa Fabiola	2	-	12	14	0.50
-	3	Lins Danielle	-	-	4	4	
-	5	Silva Adenizia	-	-	-	-	
-	10	Gonzaga Welissa	-	-	4	4	
-	11	Silva Joyce	-	-	1	1	
-	14	de Oliveira Fabiana	-	-	-	-	
-	16	Rodrigues Fernanda	-	-	-	-	
-	8	Carvalho Jaqueline	-	1	21	22	
-	12	Pereira Natalia	-	1	13	14	
-	6	Menezes Thaisa	-	2	15	17	
-	1	Claudino Fabiana	-	1	7	8	
<b>Others</b>			-	-	-	-	
<b>Total Team</b>			4	5	89	98	1.00

### Team

Opponent errors & Team faults	20	14		34	
-------------------------------	----	----	--	----	--



**Dig**

Avg. by set

Rk	No	Name	Digs	Faults	Receptions	Total Attempts	Note
1	8	Carvalho Jaqueline	17	4	11	32	4.25
2	14	de Oliveira Fabiana	10	2	2	14	2.50
3	12	Pereira Natalia	9	5	11	25	2.25
4	17	de Souza Josefa Fabiola	5	2	11	18	1.25
4	13	Castro Sheilla	5	3	4	12	1.25
6	10	Gonzaga Welissa	4	1	1	6	1.00
7	6	Menezes Thaisa	2	1	4	7	0.50
7	1	Claudino Fabiana	2	2	4	8	0.50
7	11	Silva Joyce	2	1	1	4	0.50
10	3	Lins Danielle	1	1	1	3	0.25
-	5	Silva Adenizia	-	-	-	-	
-	16	Rodrigues Fernanda	-	-	-	-	
<b>Others</b>			-	-	-	-	
<b>Total Team</b>			57	22	50	129	14.25





# P-3 VOLLEYBALL • Match players ranking

FIVB 2010 Women's World Championship  
Pool F



**Match:** 89 **Date:** 10.11.2010 **Spectators:** 1'351  
**City:** Nagoya  
**Hall:** Nippongaishi Hall  
**Match duration:** **Start:** 14:00 **End:** 15:54 **Total:** 1:54

Teams	Sets	1	2	3	4	5	Total
<b>BRA</b>	<b>3</b>	25	24	25	25		99
<b>USA</b>	<b>1</b>	19	26	19	23		87
<b>Set duration</b>		0:25	0:29	0:24	0:27		1:45



## BRA • Brazil



**Set**

Avg. by set

Rk	No	Name	Running Sets	Faults	Still Sets	Total Attempts	Note
1	17	de Souza Josefa Fabiola	21	2	85	108	5.25
2	3	Lins Danielle	2	-	14	16	0.50
-	1	Claudino Fabiana	-	-	3	3	
-	5	Silva Adenizia	-	-	-	-	
-	6	Menezes Thaisa	-	-	4	4	
-	8	Carvalho Jaqueline	-	-	2	2	
-	10	Gonzaga Welissa	-	-	-	-	
-	11	Silva Joyce	-	-	-	-	
-	12	Pereira Natalia	-	-	2	2	
-	13	Castro Sheilla	-	-	3	3	
-	14	de Oliveira Fabiana	-	-	4	4	
-	16	Rodrigues Fernanda	-	-	-	-	
<b>Others</b>			-	-	-	-	
<b>Total Team</b>			23	2	117	142	5.75



**Reception**

Eff. %  
Limit: 25.00%

Rk	No	Name	Excellents	Faults	Serve Receptions	Total Attempts	Note
1	8	Carvalho Jaqueline	24	1	6	31	74.19
2	14	de Oliveira Fabiana	16	3	9	28	46.43
-	12	Pereira Natalia	6	-	9	15	
-	10	Gonzaga Welissa	2	-	1	3	
-	6	Menezes Thaisa	2	-	-	2	
-	1	Claudino Fabiana	-	-	1	1	
-	3	Lins Danielle	-	-	-	-	
-	5	Silva Adenizia	-	-	-	-	
-	11	Silva Joyce	-	-	-	-	
-	13	Castro Sheilla	-	-	-	-	
-	16	Rodrigues Fernanda	-	-	-	-	
-	17	de Souza Josefa Fabiola	-	-	-	-	
<b>Others</b>			-	-	-	-	
<b>Total Team</b>			50	4	26	80	57.50






# P-3 VOLLEYBALL • Match players ranking

FIVB 2010 Women's World Championship  
Pool F




**Match:** 89 **Date:** 10.11.2010 **Spectators:** 1'351  
**City:** Nagoya  
**Hall:** Nippongaishi Hall  
**Match duration:** **Start:** 14:00 **End:** 15:54 **Total:** 1:54

Teams	Sets	1	2	3	4	5	Total
<b>BRA</b>	<b>3</b>	25	24	25	25		99
<b>USA</b>	<b>1</b>	19	26	19	23		87
<b>Set duration</b>		0:25	0:29	0:24	0:27		1:45




## USA • USA



**Spike**

Succ. %  
Limit: 15.00%

Rk	No	Name	Spikes	Faults	Shots	Total Attempts	Note
1	11	Larson Jordan	13	2	17	32	40.63
2	19	Hooker Destinee	18	7	24	49	36.73
3	15	Tom Logan	9	8	19	36	25.00
-	7	Bown Heather	3	2	8	13	
-	16	Akinradewo Foluke	2	3	6	11	
-	9	Tamas Jennifer	3	-	1	4	
-	2	Glass Alisha	3	-	-	3	
-	1	Nnamani Ogonna	-	-	-	-	
-	4	Berg Lindsey	-	-	-	-	
-	5	Sykora Stacy	-	-	-	-	
-	8	Barboza Cynthia	-	-	-	-	
-	18	Hodge Megan	-	-	-	-	
<b>Others</b>			-	-	-	-	
<b>Total Team</b>			51	22	75	148	34.46



**Block**

Avg. by set

Rk	No	Name	Kill Blocks	Faults	Rebounds	Total Attempts	Note
1	7	Bown Heather	3	4	5	12	0.75
2	11	Larson Jordan	2	1	1	4	0.50
2	16	Akinradewo Foluke	2	4	6	12	0.50
2	2	Glass Alisha	2	3	3	8	0.50
2	19	Hooker Destinee	2	5	4	11	0.50
-	1	Nnamani Ogonna	-	-	-	-	
-	4	Berg Lindsey	-	-	2	2	
-	5	Sykora Stacy	-	-	-	-	
-	8	Barboza Cynthia	-	-	-	-	
-	18	Hodge Megan	-	-	-	-	
-	15	Tom Logan	-	1	2	3	
-	9	Tamas Jennifer	-	2	2	4	
<b>Others</b>			-	-	-	-	
<b>Total Team</b>			11	20	25	56	2.75





# P-3 VOLLEYBALL • Match players ranking

FIVB 2010 Women's World Championship  
Pool F



**Match:** 89 **Date:** 10.11.2010 **Spectators:** 1'351  
**City:** Nagoya  
**Hall:** Nippongaishi Hall  
**Match duration:** **Start:** 14:00 **End:** 15:54 **Total:** 1:54

Teams	Sets	1	2	3	4	5	Total
<b>BRA</b>	<b>3</b>	25	24	25	25		99
<b>USA</b>	<b>1</b>	19	26	19	23		87
<b>Set duration</b>		0:25	0:29	0:24	0:27		1:45



## USA • USA



**Serve**

Avg. by set

Rk	No	Name	Aces	Faults	Serve Hits	Total Attempts	Note
1	7	Bown Heather	3	-	10	13	0.75
2	16	Akinradewo Foluke	1	-	8	9	0.25
2	15	Tom Logan	1	5	10	16	0.25
-	1	Nnamani Ogonna	-	-	-	-	
-	2	Glass Alisha	-	-	13	13	
-	4	Berg Lindsey	-	-	6	6	
-	5	Sykora Stacy	-	-	-	-	
-	8	Barboza Cynthia	-	-	2	2	
-	9	Tamas Jennifer	-	-	4	4	
-	11	Larson Jordan	-	-	10	10	
-	18	Hodge Megan	-	-	-	-	
-	19	Hooker Destinee	-	2	13	15	
<b>Others</b>			-	-	-	-	
<b>Total Team</b>			5	7	76	88	1.25

**Team**

Opponent errors & Team faults	20	20		40	
-------------------------------	----	----	--	----	--



**Dig**

Avg. by set

Rk	No	Name	Digs	Faults	Receptions	Total Attempts	Note
1	5	Sykora Stacy	18	9	6	33	4.50
2	11	Larson Jordan	10	4	11	25	2.50
3	15	Tom Logan	7	4	10	21	1.75
4	2	Glass Alisha	6	-	9	15	1.50
5	19	Hooker Destinee	3	4	9	16	0.75
6	9	Tamas Jennifer	1	-	1	2	0.25
6	7	Bown Heather	1	1	5	7	0.25
-	1	Nnamani Ogonna	-	-	-	-	
-	8	Barboza Cynthia	-	-	-	-	
-	18	Hodge Megan	-	-	-	-	
-	4	Berg Lindsey	-	2	1	3	
-	16	Akinradewo Foluke	-	2	1	3	
<b>Others</b>			-	-	-	-	
<b>Total Team</b>			46	26	53	125	11.50






# P-3 VOLLEYBALL • Match players ranking

FIVB 2010 Women's World Championship  
Pool F



**Match:** 89 **Date:** 10.11.2010 **Spectators:** 1'351  
**City:** Nagoya  
**Hall:** Nippongaishi Hall  
**Match duration:** **Start:** 14:00 **End:** 15:54 **Total:** 1:54

Teams	Sets	1	2	3	4	5	Total
<b>BRA</b>	<b>3</b>	25	24	25	25		99
<b>USA</b>	<b>1</b>	19	26	19	23		87
<b>Set duration</b>		0:25	0:29	0:24	0:27		1:45



## USA • USA



**Set**

Avg. by set

Rk	No	Name	Running Sets	Faults	Still Sets	Total Attempts	Note
1	2	Glass Alisha	24	1	59	84	6.00
2	4	Berg Lindsey	6	-	30	36	1.50
-	1	Nnamani Ogonna	-	-	-	-	
-	5	Sykora Stacy	-	-	5	5	
-	7	Bown Heather	-	-	-	-	
-	8	Barboza Cynthia	-	-	-	-	
-	9	Tamas Jennifer	-	-	1	1	
-	11	Larson Jordan	-	-	5	5	
-	15	Tom Logan	-	-	10	10	
-	16	Akinradewo Foluke	-	-	-	-	
-	18	Hodge Megan	-	-	-	-	
-	19	Hooker Destinee	-	-	1	1	
<b>Others</b>			-	-	-	-	
<b>Total Team</b>			30	1	111	142	7.50



**Reception**

Eff. %  
Limit: 25.00%

Rk	No	Name	Excellents	Faults	Serve Receptions	Total Attempts	Note
1	5	Sykora Stacy	18	-	11	29	62.07
2	15	Tom Logan	16	2	12	30	46.67
3	11	Larson Jordan	12	1	20	33	33.33
-	1	Nnamani Ogonna	-	-	-	-	
-	2	Glass Alisha	-	-	-	-	
-	4	Berg Lindsey	-	-	-	-	
-	7	Bown Heather	-	-	-	-	
-	8	Barboza Cynthia	-	-	-	-	
-	9	Tamas Jennifer	-	-	-	-	
-	16	Akinradewo Foluke	-	-	-	-	
-	18	Hodge Megan	-	-	-	-	
-	19	Hooker Destinee	-	-	-	-	
<b>Others</b>			-	-	-	-	
<b>Total Team</b>			46	3	43	92	46.74

