



P-3 VOLLEYBALL • Match players ranking

FIVB 2010 Women's World Championship
Pool F




Match: 81 **Date:** 09.11.2010 **Spectators:** 612
City: Nagoya
Hall: Nippongaishi Hall
Match duration: **Start:** 14:10 **End:** 15:29 **Total:** 1:19

Teams	Sets	1	2	3	4	5	Total
BRA	3	25	25	25			75
GER	0	16	13	21			50
Set duration		0:24	0:22	0:27			1:13




BRA • Brazil



Spike

Succ. %
Limit: 15.00%

Rk	No	Name	Spikes	Faults	Shots	Total Attempts	Note
1	13	Castro Sheilla	14	2	8	24	58.33
2	12	Pereira Natalia	18	2	20	40	45.00
3	8	Carvalho Jaqueline	5	1	9	15	33.33
-	1	Claudino Fabiana	3	3	2	8	
-	6	Menezes Thaisa	5	-	2	7	
-	11	Silva Joyce	1	-	1	2	
-	10	Gonzaga Welissa	-	-	1	1	
-	3	Lins Danielle	-	-	-	-	
-	5	Silva Adenizia	-	-	-	-	
-	14	de Oliveira Fabiana	-	-	-	-	
-	16	Rodrigues Fernanda	-	-	-	-	
-	17	de Souza Josefa Fabiola	-	-	-	-	
Others			-	-	-	-	
Total Team			46	8	43	97	47.42



Block

Avg. by set

Rk	No	Name	Kill Blocks	Faults	Rebounds	Total Attempts	Note
1	1	Claudino Fabiana	4	6	6	16	1.33
2	6	Menezes Thaisa	2	3	7	12	0.67
2	12	Pereira Natalia	2	1	1	4	0.67
2	13	Castro Sheilla	2	4	6	12	0.67
5	17	de Souza Josefa Fabiola	1	1	7	9	0.33
5	8	Carvalho Jaqueline	1	4	-	5	0.33
-	3	Lins Danielle	-	-	-	-	
-	5	Silva Adenizia	-	-	-	-	
-	10	Gonzaga Welissa	-	-	-	-	
-	14	de Oliveira Fabiana	-	-	-	-	
-	16	Rodrigues Fernanda	-	-	-	-	
-	11	Silva Joyce	-	1	-	1	
Others			-	-	-	-	
Total Team			12	20	27	59	4.00





P-3 VOLLEYBALL • Match players ranking

FIVB 2010 Women's World Championship
Pool F



Match: 81 **Date:** 09.11.2010 **Spectators:** 612
City: Nagoya
Hall: Nippongaishi Hall
Match duration: **Start:** 14:10 **End:** 15:29 **Total:** 1:19

Teams	Sets	1	2	3	4	5	Total
BRA	3	25	25	25			75
GER	0	16	13	21			50
Set duration		0:24	0:22	0:27			1:13



BRA • Brazil



Serve

Avg. by set

Rk	No	Name	Aces	Faults	Serve Hits	Total Attempts	Note
1	1	Claudino Fabiana	1	-	5	6	0.33
1	17	de Souza Josefa Fabiola	1	-	13	14	0.33
1	8	Carvalho Jaqueline	1	1	12	14	0.33
-	3	Lins Danielle	-	-	1	1	
-	5	Silva Adenizia	-	-	-	-	
-	10	Gonzaga Welissa	-	-	2	2	
-	11	Silva Joyce	-	-	-	-	
-	14	de Oliveira Fabiana	-	-	-	-	
-	16	Rodrigues Fernanda	-	-	-	-	
-	13	Castro Sheilla	-	1	14	15	
-	6	Menezes Thaisa	-	1	11	12	
-	12	Pereira Natalia	-	1	8	9	
Others			-	-	-	-	
Total Team			3	4	66	73	1.00

Team

Opponent errors & Team faults	14	7		21	
-------------------------------	----	---	--	----	--



Dig

Avg. by set

Rk	No	Name	Digs	Faults	Receptions	Total Attempts	Note
1	14	de Oliveira Fabiana	14	2	6	22	4.67
2	12	Pereira Natalia	8	1	5	14	2.67
3	8	Carvalho Jaqueline	6	1	10	17	2.00
4	17	de Souza Josefa Fabiola	5	2	8	15	1.67
5	1	Claudino Fabiana	2	-	2	4	0.67
5	13	Castro Sheilla	2	1	4	7	0.67
-	5	Silva Adenizia	-	-	-	-	
-	6	Menezes Thaisa	-	-	3	3	
-	10	Gonzaga Welissa	-	-	2	2	
-	11	Silva Joyce	-	-	-	-	
-	16	Rodrigues Fernanda	-	-	-	-	
-	3	Lins Danielle	-	1	-	1	
Others			-	-	-	-	
Total Team			37	8	40	85	12.33





P-3 VOLLEYBALL • Match players ranking

FIVB 2010 Women's World Championship
Pool F




Match: 81 **Date:** 09.11.2010 **Spectators:** 612
City: Nagoya
Hall: Nippongaishi Hall
Match duration: **Start:** 14:10 **End:** 15:29 **Total:** 1:19

Teams	Sets	1	2	3	4	5	Total
BRA	3	25	25	25			75
GER	0	16	13	21			50
Set duration		0:24	0:22	0:27			1:13




BRA • Brazil



Set

Avg. by set

Rk	No	Name	Running Sets	Faults	Still Sets	Total Attempts	Note
1	17	de Souza Josefa Fabiola	21	1	59	81	7.00
2	3	Lins Danielle	1	-	2	3	0.33
2	6	Menezes Thaisa	1	-	5	6	0.33
-	1	Claudino Fabiana	-	-	-	-	
-	5	Silva Adenizia	-	-	-	-	
-	8	Carvalho Jaqueline	-	-	3	3	
-	10	Gonzaga Welissa	-	-	-	-	
-	11	Silva Joyce	-	-	-	-	
-	12	Pereira Natalia	-	-	-	-	
-	13	Castro Sheilla	-	-	3	3	
-	14	de Oliveira Fabiana	-	-	2	2	
-	16	Rodrigues Fernanda	-	-	-	-	
Others			-	-	-	-	
Total Team			23	1	74	98	7.67



Reception

Eff. %
Limit: 25.00%

Rk	No	Name	Excellents	Faults	Serve Receptions	Total Attempts	Note
1	8	Carvalho Jaqueline	13	-	4	17	76.47
2	12	Pereira Natalia	14	1	7	22	59.09
-	14	de Oliveira Fabiana	6	1	-	7	
-	10	Gonzaga Welissa	-	-	1	1	
-	13	Castro Sheilla	1	-	-	1	
-	1	Claudino Fabiana	-	-	-	-	
-	3	Lins Danielle	-	-	-	-	
-	5	Silva Adenizia	-	-	-	-	
-	6	Menezes Thaisa	-	-	-	-	
-	11	Silva Joyce	-	-	-	-	
-	16	Rodrigues Fernanda	-	-	-	-	
-	17	de Souza Josefa Fabiola	-	-	-	-	
Others			-	-	-	-	
Total Team			34	2	12	48	66.67





P-3 VOLLEYBALL • Match players ranking

FIVB 2010 Women's World Championship

Pool F




Match: 81 **Date:** 09.11.2010 **Spectators:** 612
City: Nagoya
Hall: Nippongaishi Hall
Match duration: **Start:** 14:10 **End:** 15:29 **Total:** 1:19

Teams	Sets	1	2	3	4	5	Total
BRA	3	25	25	25			75
GER	0	16	13	21			50
Set duration		0:24	0:22	0:27			1:13




GER • Germany



Spike

Succ. %
Limit: 15.00%

Rk	No	Name	Spikes	Faults	Shots	Total Attempts	Note
1	15	Brinker Maren	7	2	14	23	30.43
2	12	Beier Heike	5	2	12	19	26.32
3	10	Matthes Anne	4	1	12	17	23.53
4	14	Kozuch Margareta	5	7	13	25	20.00
-	9	Ssuschke Corina	7	-	4	11	
-	8	Radzuweit Kathy	4	1	1	6	
-	6	Hippe Saskia	1	2	1	4	
-	11	Fürst Christiane	1	-	2	3	
-	2	Weiß Kathleen	-	-	2	2	
-	3	Hanke Denise	-	-	-	-	
-	4	Tzscherlich Kerstin	-	-	-	-	
-	17	Thomsen Lisa	-	-	-	-	
Others			-	-	-	-	
Total Team			34	15	61	110	30.91



Block

Avg. by set

Rk	No	Name	Kill Blocks	Faults	Rebounds	Total Attempts	Note
1	10	Matthes Anne	1	-	-	1	0.33
1	11	Fürst Christiane	1	-	1	2	0.33
1	14	Kozuch Margareta	1	2	5	8	0.33
1	9	Ssuschke Corina	1	2	3	6	0.33
1	8	Radzuweit Kathy	1	4	6	11	0.33
-	3	Hanke Denise	-	-	-	-	
-	4	Tzscherlich Kerstin	-	-	-	-	
-	6	Hippe Saskia	-	-	1	1	
-	15	Brinker Maren	-	-	2	2	
-	17	Thomsen Lisa	-	-	-	-	
-	12	Beier Heike	-	2	4	6	
-	2	Weiß Kathleen	-	2	2	4	
Others			-	-	-	-	
Total Team			5	12	24	41	1.67





P-3 VOLLEYBALL • Match players ranking

FIVB 2010 Women's World Championship
Pool F



Match: 81 **Date:** 09.11.2010 **Spectators:** 612
City: Nagoya
Hall: Nippongaishi Hall
Match duration: **Start:** 14:10 **End:** 15:29 **Total:** 1:19

Teams	Sets	1	2	3	4	5	Total
BRA	3	25	25	25			75
GER	0	16	13	21			50
Set duration		0:24	0:22	0:27			1:13



GER • Germany



Serve

Avg. by set

Rk	No	Name	Aces	Faults	Serve Hits	Total Attempts	Note
1	8	Radzuweit Kathy	2	-	5	7	0.67
-	2	Weiß Kathleen	-	-	13	13	
-	3	Hanke Denise	-	-	-	-	
-	4	Tzscherlich Kerstin	-	-	-	-	
-	6	Hippe Saskia	-	-	-	-	
-	9	Ssuschke Corina	-	-	6	6	
-	10	Matthes Anne	-	-	5	5	
-	12	Beier Heike	-	-	6	6	
-	15	Brinker Maren	-	-	4	4	
-	17	Thomsen Lisa	-	-	-	-	
-	14	Kozuch Margareta	-	2	7	9	
-	11	Fürst Christiane	-	1	1	2	
Others			-	-	-	-	
Total Team			2	3	47	52	0.67

Team

Opponent errors & Team faults	9	14		23	
-------------------------------	---	----	--	----	--



Dig

Avg. by set

Rk	No	Name	Digs	Faults	Receptions	Total Attempts	Note
1	4	Tzscherlich Kerstin	15	4	6	25	5.00
2	12	Beier Heike	4	8	6	18	1.33
3	15	Brinker Maren	3	1	4	8	1.00
3	10	Matthes Anne	3	2	3	8	1.00
5	2	Weiß Kathleen	2	2	7	11	0.67
5	14	Kozuch Margareta	2	4	7	13	0.67
7	9	Ssuschke Corina	1	1	2	4	0.33
7	3	Hanke Denise	1	1	1	3	0.33
-	6	Hippe Saskia	-	-	1	1	
-	11	Fürst Christiane	-	-	1	1	
-	17	Thomsen Lisa	-	-	-	-	
-	8	Radzuweit Kathy	-	2	2	4	
Others			-	-	-	-	
Total Team			31	25	40	96	10.33





P-3 VOLLEYBALL • Match players ranking

FIVB 2010 Women's World Championship
Pool F




Match: 81 Date: 09.11.2010 Spectators: 612
City: Nagoya
Hall: Nippongaishi Hall
Match duration: Start: 14:10 End: 15:29 Total: 1:19

Teams	Sets	1	2	3	4	5	Total
BRA	3	25	25	25			75
GER	0	16	13	21			50
Set duration		0:24	0:22	0:27			1:13




GER • Germany



Set

Avg. by set

Rk	No	Name	Running Sets	Faults	Still Sets	Total Attempts	Note
1	2	Weiß Kathleen	18	-	71	89	6.00
2	3	Hanke Denise	2	1	3	6	0.67
-	4	Tzscherlich Kerstin	-	-	6	6	
-	6	Hippe Saskia	-	-	-	-	
-	8	Radzuweit Kathy	-	-	-	-	
-	9	Ssuschke Corina	-	-	-	-	
-	10	Matthes Anne	-	-	2	2	
-	11	Fürst Christiane	-	-	1	1	
-	12	Beier Heike	-	-	1	1	
-	14	Kozuch Margareta	-	-	1	1	
-	17	Thomsen Lisa	-	-	-	-	
-	15	Brinker Maren	-	1	2	3	
Others			-	-	-	-	
Total Team			20	2	87	109	6.67



Reception

Eff. %
Limit: 25.00%

Rk	No	Name	Excellents	Faults	Serve Receptions	Total Attempts	Note
1	12	Beier Heike	12	1	10	23	47.83
-	10	Matthes Anne	7	-	9	16	
-	4	Tzscherlich Kerstin	5	1	9	15	
-	15	Brinker Maren	5	2	6	13	
-	8	Radzuweit Kathy	1	-	-	1	
-	17	Thomsen Lisa	-	-	1	1	
-	2	Weiß Kathleen	-	-	-	-	
-	3	Hanke Denise	-	-	-	-	
-	6	Hippe Saskia	-	-	-	-	
-	9	Ssuschke Corina	-	-	-	-	
-	11	Fürst Christiane	-	-	-	-	
-	14	Kozuch Margareta	-	-	-	-	
Others			-	-	-	-	
Total Team			30	4	35	69	37.68

