



P-3 VOLLEYBALL • Match players ranking

FIVB 2010 Women's World Championship
Pool F



Match: 76 **Date:** 07.11.2010 **Spectators:** 2'887
City: Nagoya
Hall: Nippongaishi Hall
Match duration: **Start:** 13:15 **End:** 14:25 **Total:** 1:10

Teams	Sets	1	2	3	4	5	Total
CZE	0	8	17	16			41
GER	3	25	25	25			75
Set duration		0:18	0:25	0:21			1:04



CZE • Czech Republic



Spike

Succ. %
Limit: 15.00%

Rk	No	Name	Spikes	Faults	Shots	Total Attempts	Note
1	16	Havelkova Helena	6	4	10	20	30.00
2	4	Havlickova Aneta	6	8	8	22	27.27
3	2	Barborkova Sarka	4	4	9	17	23.53
-	3	Pastulova Kristyna	9	-	3	12	
-	9	Kallistova Anna	1	2	4	7	
-	18	Utla Martina	-	1	5	6	
-	13	Vanzurova Tereza	1	-	4	5	
-	17	Plchotova Ivana	1	1	3	5	
-	14	Muhlsteinova Lucie	1	1	-	2	
-	5	Jasova Julie	-	-	-	-	
-	8	Melicharkova Sarka	-	-	-	-	
-	11	Jelinkova Michaela	-	-	-	-	
Others			-	-	-	-	
Total Team			29	21	46	96	30.21



Block

Avg. by set

Rk	No	Name	Kill Blocks	Faults	Rebounds	Total Attempts	Note
1	13	Vanzurova Tereza	2	1	1	4	0.67
2	2	Barborkova Sarka	1	2	3	6	0.33
2	3	Pastulova Kristyna	1	3	4	8	0.33
2	4	Havlickova Aneta	1	2	1	4	0.33
2	16	Havelkova Helena	1	4	-	5	0.33
-	5	Jasova Julie	-	-	-	-	
-	8	Melicharkova Sarka	-	-	-	-	
-	11	Jelinkova Michaela	-	-	-	-	
-	14	Muhlsteinova Lucie	-	1	3	4	
-	9	Kallistova Anna	-	1	1	2	
-	17	Plchotova Ivana	-	1	-	1	
-	18	Utla Martina	-	1	-	1	
Others			-	-	-	-	
Total Team			6	16	13	35	2.00





P-3 VOLLEYBALL • Match players ranking

FIVB 2010 Women's World Championship
Pool F




Match: 76 Date: 07.11.2010 Spectators: 2'887
City: Nagoya
Hall: Nippongaishi Hall
Match duration: Start: 13:15 End: 14:25 Total: 1:10

Teams	Sets	1	2	3	4	5	Total
CZE	0	8	17	16			41
GER	3	25	25	25			75
Set duration		0:18	0:25	0:21			1:04



CZE • Czech Republic




Serve

Avg. by set

Rk	No	Name	Aces	Faults	Serve Hits	Total Attempts	Note
1	14	Muhlsteinova Lucie	1	1	7	9	0.33
1	4	Havlickova Aneta	1	1	5	7	0.33
1	2	Barborkova Sarka	1	1	2	4	0.33
-	3	Pastulova Kristyna	-	-	6	6	
-	5	Jasova Julie	-	-	-	-	
-	8	Melicharkova Sarka	-	-	1	1	
-	11	Jelinkova Michaela	-	-	-	-	
-	13	Vanzurova Tereza	-	-	3	3	
-	16	Havelkova Helena	-	-	5	5	
-	18	Utlá Martina	-	-	1	1	
-	9	Kallistova Anna	-	1	3	4	
-	17	Plchotova Ivana	-	1	1	2	
Others			-	-	-	-	
Total Team			3	5	34	42	1.00

Team

Opponent errors & Team faults	3	8		11	
-------------------------------	---	---	--	----	--



Dig

Avg. by set

Rk	No	Name	Digs	Faults	Receptions	Total Attempts	Note
1	5	Jasova Julie	12	3	1	16	4.00
2	9	Kallistova Anna	2	-	-	2	0.67
2	13	Vanzurova Tereza	2	-	3	5	0.67
2	8	Melicharkova Sarka	2	1	2	5	0.67
2	14	Muhlsteinova Lucie	2	2	5	9	0.67
2	16	Havelkova Helena	2	5	10	17	0.67
7	2	Barborkova Sarka	1	-	3	4	0.33
7	3	Pastulova Kristyna	1	-	1	2	0.33
7	18	Utlá Martina	1	-	-	1	0.33
7	4	Havlickova Aneta	1	2	5	8	0.33
-	11	Jelinkova Michaela	-	-	-	-	
-	17	Plchotova Ivana	-	3	2	5	
Others			-	-	-	-	
Total Team			26	16	32	74	8.67





P-3 VOLLEYBALL • Match players ranking

FIVB 2010 Women's World Championship
Pool F




Match: 76 **Date:** 07.11.2010 **Spectators:** 2'887
City: Nagoya
Hall: Nippongaishi Hall
Match duration: **Start:** 13:15 **End:** 14:25 **Total:** 1:10

Teams	Sets	1	2	3	4	5	Total
CZE	0	8	17	16			41
GER	3	25	25	25			75
Set duration		0:18	0:25	0:21			1:04




CZE • Czech Republic



Set

Avg. by set

Rk	No	Name	Running Sets	Faults	Still Sets	Total Attempts	Note
1	14	Muhlsteinova Lucie	15	2	60	77	5.00
-	2	Barborkova Sarka	-	-	-	-	
-	3	Pastulova Kristyna	-	-	-	-	
-	4	Havlickova Aneta	-	-	2	2	
-	5	Jasova Julie	-	-	8	8	
-	8	Melicharkova Sarka	-	-	-	-	
-	9	Kallistova Anna	-	-	1	1	
-	13	Vanzurova Tereza	-	-	1	1	
-	16	Havelkova Helena	-	-	2	2	
-	17	Plchotova Ivana	-	-	2	2	
-	18	Utlá Martina	-	-	-	-	
-	11	Jelinkova Michaela	-	2	-	2	
Others			-	-	-	-	
Total Team			15	4	76	95	5.00



Reception

Eff. %
Limit: 25.00%

Rk	No	Name	Excellents	Faults	Serve Receptions	Total Attempts	Note
1	16	Havelkova Helena	15	3	18	36	33.33
2	2	Barborkova Sarka	8	1	17	26	26.92
-	5	Jasova Julie	3	1	1	5	
-	13	Vanzurova Tereza	2	-	1	3	
-	8	Melicharkova Sarka	1	-	1	2	
-	14	Muhlsteinova Lucie	-	-	1	1	
-	3	Pastulova Kristyna	-	-	-	-	
-	4	Havlickova Aneta	-	-	-	-	
-	9	Kallistova Anna	-	-	-	-	
-	11	Jelinkova Michaela	-	-	-	-	
-	17	Plchotova Ivana	-	-	-	-	
-	18	Utlá Martina	-	-	-	-	
Others			-	-	-	-	
Total Team			29	5	39	73	32.88





P-3 VOLLEYBALL • Match players ranking

FIVB 2010 Women's World Championship
Pool F




Match: 76 **Date:** 07.11.2010 **Spectators:** 2'887
City: Nagoya
Hall: Nippongaishi Hall
Match duration: **Start:** 13:15 **End:** 14:25 **Total:** 1:10

Teams	Sets	1	2	3	4	5	Total
CZE	0	8	17	16			41
GER	3	25	25	25			75
Set duration		0:18	0:25	0:21			1:04




GER • Germany



Spike

Succ. %
Limit: 15.00%

Rk	No	Name	Spikes	Faults	Shots	Total Attempts	Note
1	14	Kozuch Margareta	19	2	7	28	67.86
2	12	Beier Heike	5	1	7	13	38.46
3	9	Ssuschke Corina	4	2	5	11	36.36
4	15	Brinker Maren	5	2	7	14	35.71
-	11	Fürst Christiane	4	-	1	5	
-	2	Weiß Kathleen	1	-	-	1	
-	17	Thomsen Lisa	-	-	1	1	
-	3	Hanke Denise	-	-	-	-	
-	4	Tzscherlich Kerstin	-	-	-	-	
-	6	Hippe Saskia	-	-	-	-	
-	8	Radzuweit Kathy	-	-	-	-	
-	10	Matthes Anne	-	-	-	-	
Others			-	-	-	-	
Total Team			38	7	28	73	52.05



Block

Avg. by set

Rk	No	Name	Kill Blocks	Faults	Rebounds	Total Attempts	Note
1	12	Beier Heike	2	-	4	6	0.67
1	11	Fürst Christiane	2	2	13	17	0.67
3	9	Ssuschke Corina	1	3	8	12	0.33
3	14	Kozuch Margareta	1	2	5	8	0.33
-	3	Hanke Denise	-	-	-	-	
-	4	Tzscherlich Kerstin	-	-	-	-	
-	6	Hippe Saskia	-	-	-	-	
-	8	Radzuweit Kathy	-	-	-	-	
-	10	Matthes Anne	-	-	-	-	
-	17	Thomsen Lisa	-	-	-	-	
-	2	Weiß Kathleen	-	1	2	3	
-	15	Brinker Maren	-	2	1	3	
Others			-	-	-	-	
Total Team			6	10	33	49	2.00





P-3 VOLLEYBALL • Match players ranking

FIVB 2010 Women's World Championship
Pool F



Match: 76 **Date:** 07.11.2010 **Spectators:** 2'887
City: Nagoya
Hall: Nippongaishi Hall
Match duration: **Start:** 13:15 **End:** 14:25 **Total:** 1:10

Teams	Sets	1	2	3	4	5	Total
CZE	0	8	17	16			41
GER	3	25	25	25			75
Set duration		0:18	0:25	0:21			1:04



GER • Germany



Serve

Avg. by set

Rk	No	Name	Aces	Faults	Serve Hits	Total Attempts	Note
1	15	Brinker Maren	2	-	18	20	0.67
2	9	Ssuschke Corina	1	-	4	5	0.33
2	12	Beier Heike	1	-	10	11	0.33
-	2	Weiß Kathleen	-	-	17	17	
-	3	Hanke Denise	-	-	-	-	
-	4	Tzscherlich Kerstin	-	-	-	-	
-	6	Hippe Saskia	-	-	-	-	
-	8	Radzuweit Kathy	-	-	-	-	
-	10	Matthes Anne	-	-	-	-	
-	11	Fürst Christiane	-	-	12	12	
-	17	Thomsen Lisa	-	-	-	-	
-	14	Kozuch Margareta	-	1	8	9	
Others			-	-	-	-	
Total Team			4	1	69	74	1.33

Team

Opponent errors & Team faults

27

7

34



Dig

Avg. by set

Rk	No	Name	Digs	Faults	Receptions	Total Attempts	Note
1	4	Tzscherlich Kerstin	14	1	6	21	4.67
2	2	Weiß Kathleen	7	1	8	16	2.33
2	14	Kozuch Margareta	7	3	4	14	2.33
4	15	Brinker Maren	4	1	4	9	1.33
4	12	Beier Heike	4	2	3	9	1.33
6	17	Thomsen Lisa	1	2	3	6	0.33
6	11	Fürst Christiane	1	2	2	5	0.33
-	3	Hanke Denise	-	-	-	-	
-	6	Hippe Saskia	-	-	-	-	
-	8	Radzuweit Kathy	-	-	-	-	
-	9	Ssuschke Corina	-	-	3	3	
-	10	Matthes Anne	-	-	-	-	
Others			-	-	-	-	
Total Team			38	12	33	83	12.67





P-3 VOLLEYBALL • Match players ranking

FIVB 2010 Women's World Championship

Pool F




Match: 76 **Date:** 07.11.2010 **Spectators:** 2'887
City: Nagoya
Hall: Nippongaishi Hall
Match duration: **Start:** 13:15 **End:** 14:25 **Total:** 1:10

Teams	Sets	1	2	3	4	5	Total
CZE	0	8	17	16			41
GER	3	25	25	25			75
Set duration		0:18	0:25	0:21			1:04




GER • Germany



Set

Avg. by set

Rk	No	Name	Running Sets	Faults	Still Sets	Total Attempts	Note
1	2	Weiß Kathleen	18	-	44	62	6.00
-	3	Hanke Denise	-	-	-	-	
-	4	Tzscherlich Kerstin	-	-	3	3	
-	6	Hippe Saskia	-	-	-	-	
-	8	Radzuweit Kathy	-	-	-	-	
-	9	Ssuschke Corina	-	-	3	3	
-	10	Matthes Anne	-	-	-	-	
-	11	Fürst Christiane	-	-	-	-	
-	12	Beier Heike	-	-	3	3	
-	14	Kozuch Margareta	-	-	-	-	
-	15	Brinker Maren	-	-	-	-	
-	17	Thomsen Lisa	-	-	-	-	
Others			-	-	-	-	
Total Team			18	-	53	71	6.00



Reception

Eff. %
Limit: 25.00%

Rk	No	Name	Excellents	Faults	Serve Receptions	Total Attempts	Note
1	4	Tzscherlich Kerstin	4	2	4	10	20.00
2	12	Beier Heike	4	2	7	13	15.38
-	15	Brinker Maren	4	-	4	8	
-	17	Thomsen Lisa	2	-	4	6	
-	2	Weiß Kathleen	-	-	-	-	
-	3	Hanke Denise	-	-	-	-	
-	6	Hippe Saskia	-	-	-	-	
-	8	Radzuweit Kathy	-	-	-	-	
-	9	Ssuschke Corina	-	-	-	-	
-	10	Matthes Anne	-	-	-	-	
-	11	Fürst Christiane	-	-	-	-	
-	14	Kozuch Margareta	-	-	-	-	
Others			-	-	-	-	
Total Team			14	4	19	37	27.03

