



P-3 VOLLEYBALL • Match players ranking

FIVB 2010 Women's World Championship
Pool E




Match: 71 **Date:** 07.11.2010 **Spectators:** 2'450
City: Tokyo
Hall: Yoyogi National Stadium
Match duration: **Start:** 12:45 **End:** 14:31 **Total:** 1:46

Teams	Sets	1	2	3	4	5	Total
SRB	3	21	25	25	25		96
CHN	1	25	20	22	22		89
Set duration		0:24	0:24	0:25	0:24		1:37



SRB • Serbia



Spike

Succ. %
Limit: 15.00%

Rk	No	Name	Spikes	Faults	Shots	Total Attempts	Note
1	7	Molnar Brizitka	13	6	6	25	52.00
2	1	Nikolic Jelena	14	5	9	28	50.00
3	2	Brakocevic Jovana	14	5	14	33	42.42
-	5	Krsmanovic Natasa	9	4	6	19	
-	16	Rasic Milena	6	4	8	18	
-	3	Malagurski Sanja	1	1	2	4	
-	10	Ognjenovic Maja	2	-	-	2	
-	8	Antonijevic Ana	1	1	-	2	
-	6	Majstorovic Jasna	-	-	-	-	
-	9	Vesovic Jovana	-	-	-	-	
-	11	Veljkovic Stefana	-	-	-	-	
-	18	Cebic Suzana	-	-	-	-	
Others			-	-	-	-	
Total Team			60	26	45	131	45.80



Block

Avg. by set

Rk	No	Name	Kill Blocks	Faults	Rebounds	Total Attempts	Note
1	16	Rasic Milena	4	4	7	15	1.00
2	2	Brakocevic Jovana	3	1	2	6	0.75
2	8	Antonijevic Ana	3	1	2	6	0.75
2	5	Krsmanovic Natasa	3	3	3	9	0.75
5	1	Nikolic Jelena	2	1	5	8	0.50
6	10	Ognjenovic Maja	1	-	-	1	0.25
-	6	Majstorovic Jasna	-	-	-	-	
-	9	Vesovic Jovana	-	-	-	-	
-	11	Veljkovic Stefana	-	-	-	-	
-	18	Cebic Suzana	-	-	-	-	
-	7	Molnar Brizitka	-	3	5	8	
-	3	Malagurski Sanja	-	1	-	1	
Others			-	-	-	-	
Total Team			16	14	24	54	4.00



**P-3 VOLLEYBALL • Match players ranking**

FIVB 2010 Women's World Championship

Pool E



Match: 71 **Date:** 07.11.2010 **Spectators:** 2'450
City: Tokyo
Hall: Yoyogi National Stadium
Match duration: **Start:** 12:45 **End:** 14:31 **Total:** 1:46

Teams	Sets	1	2	3	4	5	Total
SRB	3	21	25	25	25		96
CHN	1	25	20	22	22		89
Set duration		0:24	0:24	0:25	0:24		1:37

**SRB • Serbia**

Rk	No	Name	Aces	Faults	Serve Hits	Total Attempts	Note
1	16	Rasic Milena	3	2	16	21	0.75
2	2	Brakocevic Jovana	2	2	14	18	0.50
3	8	Antonijevic Ana	1	1	10	12	0.25
3	7	Molnar Brizitka	1	4	7	12	0.25
-	9	Vesovic Jovana	-	-	-	-	
-	10	Ognjenovic Maja	-	-	3	3	
-	11	Veljkovic Stefana	-	-	-	-	
-	18	Cebic Suzana	-	-	-	-	
-	5	Krsmanovic Natasa	-	1	15	16	
-	1	Nikolic Jelena	-	1	8	9	
-	6	Majstorovic Jasna	-	1	2	3	
-	3	Malagurski Sanja	-	1	-	1	
Others			-	-	-	-	
Total Team			7	13	75	95	1.75



Serve

Avg. by set

Team	Opponent errors & Team faults	Aces	Faults	Serve Hits	Total Attempts	Note
		13	23		36	

Rk	No	Name	Digs	Faults	Receptions	Total Attempts	Note
1	7	Molnar Brizitka	11	-	7	18	2.75
2	18	Cebic Suzana	9	2	4	15	2.25
3	1	Nikolic Jelena	5	3	6	14	1.25
4	5	Krsmanovic Natasa	4	2	2	8	1.00
5	8	Antonijevic Ana	2	1	6	9	0.50
5	2	Brakocevic Jovana	2	3	5	10	0.50
7	10	Ognjenovic Maja	1	-	1	2	0.25
7	16	Rasic Milena	1	-	2	3	0.25
-	3	Malagurski Sanja	-	-	-	-	
-	6	Majstorovic Jasna	-	-	-	-	
-	9	Vesovic Jovana	-	-	-	-	
-	11	Veljkovic Stefana	-	-	-	-	
Others			-	-	-	-	
Total Team			35	11	33	79	8.75



Dig

Avg. by set





P-3 VOLLEYBALL • Match players ranking

FIVB 2010 Women's World Championship
Pool E



Match: 71 **Date:** 07.11.2010 **Spectators:** 2'450
City: Tokyo
Hall: Yoyogi National Stadium
Match duration: **Start:** 12:45 **End:** 14:31 **Total:** 1:46

Teams	Sets	1	2	3	4	5	Total
SRB	3	21	25	25	25		96
CHN	1	25	20	22	22		89
Set duration		0:24	0:24	0:25	0:24		1:37



SRB • Serbia



Set

Avg. by set

Rk	No	Name	Running Sets	Faults	Still Sets	Total Attempts	Note
1	8	Antonijevic Ana	18	-	59	77	4.50
2	10	Ognjenovic Maja	12	-	16	28	3.00
-	1	Nikolic Jelena	-	-	4	4	
-	2	Brakocevic Jovana	-	-	3	3	
-	3	Malagurski Sanja	-	-	-	-	
-	5	Krsmanovic Natasa	-	-	-	-	
-	6	Majstorovic Jasna	-	-	-	-	
-	7	Molnar Brizitka	-	-	3	3	
-	9	Vesovic Jovana	-	-	-	-	
-	11	Veljkovic Stefana	-	-	-	-	
-	16	Rasic Milena	-	-	4	4	
-	18	Cebic Suzana	-	-	3	3	
Others			-	-	-	-	
Total Team			30	-	92	122	7.50



Reception

Eff. %
Limit: 25.00%

Rk	No	Name	Excellents	Faults	Serve Receptions	Total Attempts	Note
1	7	Molnar Brizitka	20	-	19	39	51.28
2	1	Nikolic Jelena	17	1	14	32	50.00
-	18	Cebic Suzana	9	1	4	14	
-	8	Antonijevic Ana	-	-	1	1	
-	2	Brakocevic Jovana	-	-	-	-	
-	3	Malagurski Sanja	-	-	-	-	
-	5	Krsmanovic Natasa	-	-	-	-	
-	6	Majstorovic Jasna	-	-	-	-	
-	9	Vesovic Jovana	-	-	-	-	
-	10	Ognjenovic Maja	-	-	-	-	
-	11	Veljkovic Stefana	-	-	-	-	
-	16	Rasic Milena	-	-	-	-	
Others			-	-	-	-	
Total Team			46	2	38	86	51.16






P-3 VOLLEYBALL • Match players ranking

FIVB 2010 Women's World Championship
Pool E



Match: 71 **Date:** 07.11.2010 **Spectators:** 2'450
City: Tokyo
Hall: Yoyogi National Stadium
Match duration: **Start:** 12:45 **End:** 14:31 **Total:** 1:46

Teams	Sets	1	2	3	4	5	Total
SRB	3	21	25	25	25		96
CHN	1	25	20	22	22		89
Set duration		0:24	0:24	0:25	0:24		1:37



CHN • China



Spike

Succ. %
Limit: 15.00%

Rk	No	Name	Spikes	Faults	Shots	Total Attempts	Note
1	15	Ma Yunwen	10	3	10	23	43.48
2	1	Wang Yimei	14	7	15	36	38.89
3	10	Li Juan	5	5	7	17	29.41
-	12	Xue Ming	11	1	4	16	
-	2	Zhang Lei	2	3	5	10	
-	6	Zhou Suhong	1	1	2	4	
-	14	Chen Liyi	1	1	-	2	
-	4	Shen Jingsi	1	-	-	1	
-	8	Wei Qiuyue	-	-	1	1	
-	3	Yang Jie	-	-	-	-	
-	7	Zhang Xian	-	-	-	-	
-	11	Xu Yunli	-	-	-	-	
Others			-	-	-	-	
Total Team			45	21	44	110	40.91



Block

Avg. by set

Rk	No	Name	Kill Blocks	Faults	Rebounds	Total Attempts	Note
1	1	Wang Yimei	3	-	7	10	0.75
1	15	Ma Yunwen	3	2	11	16	0.75
1	2	Zhang Lei	3	1	3	7	0.75
4	10	Li Juan	1	-	1	2	0.25
4	8	Wei Qiuyue	1	3	4	8	0.25
4	12	Xue Ming	1	9	10	20	0.25
-	3	Yang Jie	-	-	-	-	
-	4	Shen Jingsi	-	-	-	-	
-	7	Zhang Xian	-	-	-	-	
-	11	Xu Yunli	-	-	-	-	
-	14	Chen Liyi	-	-	-	-	
-	6	Zhou Suhong	-	1	2	3	
Others			-	-	-	-	
Total Team			12	16	38	66	3.00






P-3 VOLLEYBALL • Match players ranking

FIVB 2010 Women's World Championship
Pool E



Match: 71 **Date:** 07.11.2010 **Spectators:** 2'450
City: Tokyo
Hall: Yoyogi National Stadium
Match duration: **Start:** 12:45 **End:** 14:31 **Total:** 1:46

Teams	Sets	1	2	3	4	5	Total
SRB	3	21	25	25	25		96
CHN	1	25	20	22	22		89
Set duration		0:24	0:24	0:25	0:24		1:37



CHN • China



Serve

Avg. by set

Rk	No	Name	Aces	Faults	Serve Hits	Total Attempts	Note
1	1	Wang Yimei	2	2	11	15	0.50
2	2	Zhang Lei	1	-	5	6	0.25
-	3	Yang Jie	-	-	-	-	
-	4	Shen Jingsi	-	-	4	4	
-	7	Zhang Xian	-	-	-	-	
-	8	Wei Qiuyue	-	-	13	13	
-	10	Li Juan	-	-	14	14	
-	11	Xu Yunli	-	-	-	-	
-	12	Xue Ming	-	-	12	12	
-	14	Chen Liyi	-	-	1	1	
-	15	Ma Yunwen	-	-	16	16	
-	6	Zhou Suhong	-	1	8	9	
Others			-	-	-	-	
Total Team			3	3	84	90	0.75

Team

Opponent errors & Team faults	29	15		44	
-------------------------------	----	----	--	----	--



Dig

Avg. by set

Rk	No	Name	Digs	Faults	Receptions	Total Attempts	Note
1	7	Zhang Xian	14	11	6	31	3.50
2	10	Li Juan	4	5	8	17	1.00
3	12	Xue Ming	3	-	6	9	0.75
3	8	Wei Qiuyue	3	3	4	10	0.75
3	2	Zhang Lei	3	2	1	6	0.75
6	6	Zhou Suhong	2	3	9	14	0.50
7	1	Wang Yimei	1	6	2	9	0.25
-	3	Yang Jie	-	-	-	-	
-	4	Shen Jingsi	-	-	1	1	
-	11	Xu Yunli	-	-	-	-	
-	14	Chen Liyi	-	1	-	1	
-	15	Ma Yunwen	-	1	-	1	
Others			-	-	-	-	
Total Team			30	32	37	99	7.50






P-3 VOLLEYBALL • Match players ranking

FIVB 2010 Women's World Championship
Pool E



Match: 71 **Date:** 07.11.2010 **Spectators:** 2'450
City: Tokyo
Hall: Yoyogi National Stadium
Match duration: **Start:** 12:45 **End:** 14:31 **Total:** 1:46

Teams	Sets	1	2	3	4	5	Total
SRB	3	21	25	25	25		96
CHN	1	25	20	22	22		89
Set duration		0:24	0:24	0:25	0:24		1:37



CHN • China



Set

Avg. by set

Rk	No	Name	Running Sets	Faults	Still Sets	Total Attempts	Note
1	8	Wei Qiuyue	28	-	58	86	7.00
2	2	Zhang Lei	1	-	3	4	0.25
2	4	Shen Jingsi	1	-	6	7	0.25
2	10	Li Juan	1	-	5	6	0.25
-	1	Wang Yimei	-	-	1	1	
-	3	Yang Jie	-	-	-	-	
-	6	Zhou Suhong	-	-	1	1	
-	7	Zhang Xian	-	-	3	3	
-	11	Xu Yunli	-	-	-	-	
-	12	Xue Ming	-	-	-	-	
-	14	Chen Liyi	-	-	-	-	
-	15	Ma Yunwen	-	-	1	1	
Others			-	-	-	-	
Total Team			31	-	78	109	7.75



Reception

Eff. %
Limit: 25.00%

Rk	No	Name	Excellents	Faults	Serve Receptions	Total Attempts	Note
1	10	Li Juan	14	2	6	22	54.55
2	7	Zhang Xian	13	2	13	28	39.29
-	6	Zhou Suhong	9	-	8	17	
-	2	Zhang Lei	2	2	5	9	
-	15	Ma Yunwen	1	1	-	2	
-	1	Wang Yimei	-	-	-	-	
-	3	Yang Jie	-	-	-	-	
-	4	Shen Jingsi	-	-	-	-	
-	8	Wei Qiuyue	-	-	-	-	
-	11	Xu Yunli	-	-	-	-	
-	12	Xue Ming	-	-	-	-	
-	14	Chen Liyi	-	2	2	4	
Others			-	-	-	-	
Total Team			39	9	34	82	36.59

