



P-3 VOLLEYBALL • Match players ranking

FIVB 2010 Women's World Championship
Pool E




Match: 70 **Date:** 07.11.2010 **Spectators:** 4'100
City: Tokyo
Hall: Yoyogi National Stadium
Match duration: **Start:** 15:00 **End:** 16:28 **Total:** 1:28

Teams	Sets	1	2	3	4	5	Total
POL	0	17	21	31			69
RUS	3	25	25	33			83
Set duration		0:22	0:24	0:36			1:22




POL • Poland



Spike

Succ. %
Limit: 15.00%

Rk	No	Name	Spikes	Faults	Shots	Total Attempts	Note
1	11	Werblinska Anna	11	7	9	27	40.74
2	17	Kaczor Joanna	9	4	10	23	39.13
3	7	Glinka-Mogentale Malgorzata	11	5	13	29	37.93
-	6	Bednarek-Kasza Agnieszka	6	2	4	12	
-	15	Gajgal Katarzyna	6	1	1	8	
-	3	Kosek Karolina	2	2	3	7	
-	16	Jagielo Aleksandra	-	3	-	3	
-	5	Okuniewska Berenika	1	-	-	1	
-	12	Sadurek Milena	-	-	1	1	
-	2	Zenik Mariola	-	-	-	-	
-	13	Maj Paulina	-	-	-	-	
-	14	Wolosz Joanna	-	-	-	-	
Others			-	-	-	-	
Total Team			46	24	41	111	41.44



Block

Avg. by set

Rk	No	Name	Kill Blocks	Faults	Rebounds	Total Attempts	Note
1	6	Bednarek-Kasza Agnieszka	4	2	7	13	1.33
2	15	Gajgal Katarzyna	2	3	7	12	0.67
3	11	Werblinska Anna	1	-	2	3	0.33
3	12	Sadurek Milena	1	1	2	4	0.33
3	17	Kaczor Joanna	1	2	3	6	0.33
-	2	Zenik Mariola	-	-	-	-	
-	3	Kosek Karolina	-	-	-	-	
-	5	Okuniewska Berenika	-	-	-	-	
-	13	Maj Paulina	-	-	-	-	
-	14	Wolosz Joanna	-	-	-	-	
-	16	Jagielo Aleksandra	-	-	1	1	
-	7	Glinka-Mogentale Malgorzata	-	1	1	2	
Others			-	-	-	-	
Total Team			9	9	23	41	3.00





P-3 VOLLEYBALL • Match players ranking

FIVB 2010 Women's World Championship

Pool E



Match: 70 **Date:** 07.11.2010 **Spectators:** 4'100
City: Tokyo
Hall: Yoyogi National Stadium
Match duration: **Start:** 15:00 **End:** 16:28 **Total:** 1:28

Teams	Sets	1	2	3	4	5	Total
POL	0	17	21	31			69
RUS	3	25	25	33			83
Set duration		0:22	0:24	0:36			1:22



POL • Poland



Serve

Avg. by set

Rk	No	Name	Aces	Faults	Serve Hits	Total Attempts	Note
1	6	Bednarek-Kasza Agnieszka	2	1	9	12	0.67
1	11	Werblinska Anna	2	2	6	10	0.67
1	3	Kosek Karolina	2	1	1	4	0.67
4	12	Sadurek Milena	1	-	11	12	0.33
4	15	Gajgal Katarzyna	1	1	9	11	0.33
-	2	Zenik Mariola	-	-	-	-	
-	5	Okuniewska Berenika	-	-	2	2	
-	13	Maj Paulina	-	-	-	-	
-	14	Wolosz Joanna	-	-	-	-	
-	16	Jagielo Aleksandra	-	-	1	1	
-	7	Glinka-Mogentale Malgorzata	-	1	10	11	
-	17	Kaczor Joanna	-	2	6	8	
Others			-	-	-	-	
Total Team			8	8	55	71	2.67

Team

Opponent errors & Team faults	6	17		23	
-------------------------------	---	----	--	----	--



Dig

Avg. by set

Rk	No	Name	Digs	Faults	Receptions	Total Attempts	Note
1	11	Werblinska Anna	8	4	6	18	2.67
2	2	Zenik Mariola	7	4	4	15	2.33
3	12	Sadurek Milena	2	2	11	15	0.67
3	17	Kaczor Joanna	2	2	2	6	0.67
5	3	Kosek Karolina	1	-	1	2	0.33
5	6	Bednarek-Kasza Agnieszka	1	-	5	6	0.33
5	15	Gajgal Katarzyna	1	1	2	4	0.33
5	7	Glinka-Mogentale Malgorzata	1	2	3	6	0.33
5	14	Wolosz Joanna	1	1	1	3	0.33
5	16	Jagielo Aleksandra	1	1	1	3	0.33
-	5	Okuniewska Berenika	-	-	-	-	
-	13	Maj Paulina	-	-	-	-	
Others			-	-	-	-	
Total Team			25	17	36	78	8.33





P-3 VOLLEYBALL • Match players ranking

FIVB 2010 Women's World Championship

Pool E




Match: 70 **Date:** 07.11.2010 **Spectators:** 4'100
City: Tokyo
Hall: Yoyogi National Stadium
Match duration: **Start:** 15:00 **End:** 16:28 **Total:** 1:28

Teams	Sets	1	2	3	4	5	Total
POL	0	17	21	31			69
RUS	3	25	25	33			83
Set duration		0:22	0:24	0:36			1:22




POL • Poland



Set

Avg. by set

Rk	No	Name	Running Sets	Faults	Still Sets	Total Attempts	Note
1	12	Sadurek Milena	21	1	59	81	7.00
-	2	Zenik Mariola	-	-	5	5	
-	3	Kosek Karolina	-	-	-	-	
-	5	Okuniewska Berenika	-	-	-	-	
-	6	Bednarek-Kasza Agnieszka	-	-	4	4	
-	7	Glinka-Mogentale Malgorzata	-	-	3	3	
-	11	Werblinska Anna	-	-	4	4	
-	13	Maj Paulina	-	-	-	-	
-	14	Wolosz Joanna	-	-	8	8	
-	15	Gajgal Katarzyna	-	-	3	3	
-	16	Jagielo Aleksandra	-	-	-	-	
-	17	Kaczor Joanna	-	-	3	3	
Others			-	-	-	-	
Total Team			21	1	89	111	7.00



Reception

Eff. %
Limit: 25.00%

Rk	No	Name	Excellents	Faults	Serve Receptions	Total Attempts	Note
1	11	Werblinska Anna	17	2	12	31	48.39
-	2	Zenik Mariola	5	2	10	17	
-	7	Glinka-Mogentale Malgorzata	4	2	8	14	
-	3	Kosek Karolina	6	-	5	11	
-	16	Jagielo Aleksandra	2	1	-	3	
-	6	Bednarek-Kasza Agnieszka	-	-	1	1	
-	5	Okuniewska Berenika	-	-	-	-	
-	12	Sadurek Milena	-	-	-	-	
-	13	Maj Paulina	-	-	-	-	
-	14	Wolosz Joanna	-	-	-	-	
-	15	Gajgal Katarzyna	-	-	-	-	
-	17	Kaczor Joanna	-	-	-	-	
Others			-	-	-	-	
Total Team			34	7	36	77	35.06





P-3 VOLLEYBALL • Match players ranking

FIVB 2010 Women's World Championship
Pool E




Match: 70 **Date:** 07.11.2010 **Spectators:** 4'100
City: Tokyo
Hall: Yoyogi National Stadium
Match duration: **Start:** 15:00 **End:** 16:28 **Total:** 1:28

Teams	Sets	1	2	3	4	5	Total
POL	0	17	21	31			69
RUS	3	25	25	33			83
Set duration		0:22	0:24	0:36			1:22




RUS • Russia



Spike

Succ. %
Limit: 15.00%

Rk	No	Name	Spikes	Faults	Shots	Total Attempts	Note
1	5	Shashkova Liubov	9	4	3	16	56.25
2	15	Kosheleva Tatiana	12	2	14	28	42.86
3	11	Gamova Ekaterina	16	5	17	38	42.11
-	3	Perpelkina Maria	3	-	2	5	
-	1	Borodakova Maria	2	-	1	3	
-	2	Makhno Lesya	-	-	1	1	
-	8	Goncharova Nataliya	-	-	1	1	
-	13	Startseva Evgeniya	1	-	-	1	
-	7	Kryuchkova Svetlana	-	-	-	-	
-	9	Fateeva Olga	-	-	-	-	
-	12	Ulyakina Vera	-	-	-	-	
-	16	Merkulova Yulia	-	-	-	-	
Others			-	-	-	-	
Total Team			43	11	39	93	46.24



Block

Avg. by set


Rk	No	Name	Kill Blocks	Faults	Rebounds	Total Attempts	Note
1	1	Borodakova Maria	7	2	8	17	2.33
2	3	Perpelkina Maria	5	4	5	14	1.67
3	5	Shashkova Liubov	1	-	3	4	0.33
3	13	Startseva Evgeniya	1	1	3	5	0.33
3	15	Kosheleva Tatiana	1	1	2	4	0.33
3	11	Gamova Ekaterina	1	2	4	7	0.33
-	2	Makhno Lesya	-	-	-	-	
-	7	Kryuchkova Svetlana	-	-	-	-	
-	8	Goncharova Nataliya	-	-	1	1	
-	9	Fateeva Olga	-	-	-	-	
-	12	Ulyakina Vera	-	-	-	-	
-	16	Merkulova Yulia	-	-	-	-	
Others			-	-	-	-	
Total Team			16	10	26	52	5.33



**P-3 VOLLEYBALL • Match players ranking**FIVB 2010 Women's World Championship
Pool E

Match: 70 **Date:** 07.11.2010 **Spectators:** 4'100
City: Tokyo
Hall: Yoyogi National Stadium
Match duration: **Start:** 15:00 **End:** 16:28 **Total:** 1:28

Teams	Sets	1	2	3	4	5	Total
POL	0	17	21	31			69
RUS	3	25	25	33			83
Set duration		0:22	0:24	0:36			1:22

**RUS • Russia**



Serve

Avg. by set

Rk	No	Name	Aces	Faults	Serve Hits	Total Attempts	Note
1	1	Borodakova Maria	2	-	17	19	0.67
1	11	Gamova Ekaterina	2	-	10	12	0.67
3	13	Startseva Evgeniya	1	-	11	12	0.33
3	3	Perepelkina Maria	1	2	12	15	0.33
-	2	Makhno Lesya	-	-	-	-	
-	7	Kryuchkova Svetlana	-	-	-	-	
-	8	Goncharova Nataliya	-	-	-	-	
-	9	Fateeva Olga	-	-	-	-	
-	12	Ulyakina Vera	-	-	-	-	
-	16	Merkulova Yulia	-	-	-	-	
-	5	Shashkova Liubov	-	1	12	13	
-	15	Kosheleva Tatiana	-	1	9	10	
Others			-	-	-	-	
Total Team			6	4	71	81	2.00

Team

Opponent errors & Team faults	18	16		34	
-------------------------------	----	----	--	----	--



Dig

Avg. by set


Rk	No	Name	Digs	Faults	Receptions	Total Attempts	Note
1	7	Kryuchkova Svetlana	8	4	5	17	2.67
2	2	Makhno Lesya	2	1	3	6	0.67
2	5	Shashkova Liubov	2	3	11	16	0.67
2	13	Startseva Evgeniya	2	3	8	13	0.67
2	3	Perepelkina Maria	2	1	-	3	0.67
2	11	Gamova Ekaterina	2	5	7	14	0.67
7	1	Borodakova Maria	1	1	3	5	0.33
7	15	Kosheleva Tatiana	1	6	5	12	0.33
-	8	Goncharova Nataliya	-	-	-	-	
-	9	Fateeva Olga	-	-	-	-	
-	12	Ulyakina Vera	-	-	-	-	
-	16	Merkulova Yulia	-	-	-	-	
Others			-	-	-	-	
Total Team			20	24	42	86	6.67



**P-3 VOLLEYBALL • Match players ranking**FIVB 2010 Women's World Championship
Pool E

Match: 70 **Date:** 07.11.2010 **Spectators:** 4'100
City: Tokyo
Hall: Yoyogi National Stadium
Match duration: **Start:** 15:00 **End:** 16:28 **Total:** 1:28


Teams	Sets	1	2	3	4	5	Total
POL	0	17	21	31			69
RUS	3	25	25	33			83
Set duration		0:22	0:24	0:36			1:22

**RUS • Russia**


Set

Avg. by set

Rk	No	Name	Running Sets	Faults	Still Sets	Total Attempts	Note
1	13	Startseva Evgeniya	16	-	64	80	5.33
-	1	Borodakova Maria	-	-	4	4	
-	2	Makhno Lesya	-	-	-	-	
-	3	Perepelkina Maria	-	-	3	3	
-	5	Shashkova Liubov	-	-	2	2	
-	7	Kryuchkova Svetlana	-	-	-	-	
-	8	Goncharova Nataliya	-	-	-	-	
-	9	Fateeva Olga	-	-	-	-	
-	11	Gamova Ekaterina	-	-	6	6	
-	12	Ulyakina Vera	-	-	-	-	
-	15	Kosheleva Tatiana	-	-	-	-	
-	16	Merkulova Yulia	-	-	-	-	
Others			-	-	-	-	
Total Team			16	-	79	95	5.33



Reception

Eff. %
Limit: 25.00%

Rk	No	Name	Excellents	Faults	Serve Receptions	Total Attempts	Note
1	7	Kryuchkova Svetlana	17	3	13	33	42.42
-	5	Shashkova Liubov	9	-	5	14	
-	15	Kosheleva Tatiana	3	1	5	9	
-	2	Makhno Lesya	2	-	1	3	
-	1	Borodakova Maria	-	-	-	-	
-	3	Perepelkina Maria	-	-	-	-	
-	8	Goncharova Nataliya	-	-	-	-	
-	9	Fateeva Olga	-	-	-	-	
-	11	Gamova Ekaterina	-	-	-	-	
-	12	Ulyakina Vera	-	-	-	-	
-	13	Startseva Evgeniya	-	-	-	-	
-	16	Merkulova Yulia	-	-	-	-	
Others			-	-	-	-	
Total Team			31	4	24	59	45.76

