



# P-3 VOLLEYBALL • Match players ranking

FIVB 2010 Women's World Championship  
Pool F



**Match:** 68 **Date:** 06.11.2010 **Spectators:** 2'752  
**City:** Nagoya  
**Hall:** Nippongaishi Hall  
**Match duration:** **Start:** 13:15 **End:** 14:33 **Total:** 1:18

Teams	Sets	1	2	3	4	5	Total
<b>CZE</b>	<b>0</b>	20	20	13			53
<b>USA</b>	<b>3</b>	25	25	25			75
<b>Set duration</b>		0:26	0:25	0:21			1:12



## CZE • Czech Republic



**Spike**

Succ. %  
Limit: 15.00%

Rk	No	Name	Spikes	Faults	Shots	Total Attempts	Note
1	2	Barborkova Sarka	6	3	12	21	28.57
2	16	Havelkova Helena	6	3	18	27	22.22
3	4	Havlickova Aneta	7	10	15	32	21.88
-	17	Plichotova Ivana	7	2	8	17	
-	3	Pastulova Kristyna	5	1	6	12	
-	18	Utlá Martina	2	3	2	7	
-	14	Muhlsteinova Lucie	1	-	-	1	
-	5	Jasova Julie	-	-	-	-	
-	8	Melicharkova Sarka	-	-	-	-	
-	9	Kallistova Anna	-	-	-	-	
-	11	Jelinkova Michaela	-	-	-	-	
-	13	Vanzurova Tereza	-	-	-	-	
<b>Others</b>			-	-	-	-	
<b>Total Team</b>			34	22	61	117	29.06



**Block**

Avg. by set

Rk	No	Name	Kill Blocks	Faults	Rebounds	Total Attempts	Note
1	16	Havelkova Helena	2	4	3	9	0.67
2	17	Plichotova Ivana	1	2	9	12	0.33
2	14	Muhlsteinova Lucie	1	1	2	4	0.33
-	2	Barborkova Sarka	-	-	2	2	
-	5	Jasova Julie	-	-	-	-	
-	8	Melicharkova Sarka	-	-	-	-	
-	9	Kallistova Anna	-	-	-	-	
-	11	Jelinkova Michaela	-	-	-	-	
-	13	Vanzurova Tereza	-	-	-	-	
-	18	Utlá Martina	-	-	1	1	
-	3	Pastulova Kristyna	-	4	6	10	
-	4	Havlickova Aneta	-	3	-	3	
<b>Others</b>			-	-	-	-	
<b>Total Team</b>			4	14	23	41	1.33





# P-3 VOLLEYBALL • Match players ranking

FIVB 2010 Women's World Championship  
Pool F



**Match:** 68 **Date:** 06.11.2010 **Spectators:** 2'752  
**City:** Nagoya  
**Hall:** Nippongaishi Hall  
**Match duration:** **Start:** 13:15 **End:** 14:33 **Total:** 1:18

Teams	Sets	1	2	3	4	5	Total
<b>CZE</b>	<b>0</b>	20	20	13			53
<b>USA</b>	<b>3</b>	25	25	25			75
<b>Set duration</b>		0:26	0:25	0:21			1:12



## CZE • Czech Republic



### Serve

Avg. by set

Rk	No	Name	Aces	Faults	Serve Hits	Total Attempts	Note
1	4	Havlickova Aneta	2	1	5	8	0.67
-	2	Barborkova Sarka	-	-	6	6	
-	3	Pastulova Kristyna	-	-	6	6	
-	5	Jasova Julie	-	-	-	-	
-	8	Melicharkova Sarka	-	-	-	-	
-	9	Kallistova Anna	-	-	-	-	
-	11	Jelinkova Michaela	-	-	-	-	
-	13	Vanzurova Tereza	-	-	1	1	
-	18	Utla Martina	-	-	2	2	
-	14	Muhlsteinova Lucie	-	1	11	12	
-	16	Havelkova Helena	-	1	9	10	
-	17	Plchotova Ivana	-	1	9	10	
<b>Others</b>			-	-	-	-	
<b>Total Team</b>			2	4	49	55	0.67

### Team

Opponent errors & Team faults	13	12		25	
-------------------------------	----	----	--	----	--



### Dig

Avg. by set

Rk	No	Name	Digs	Faults	Receptions	Total Attempts	Note
1	2	Barborkova Sarka	11	5	-	16	3.67
2	5	Jasova Julie	9	4	7	20	3.00
3	14	Muhlsteinova Lucie	6	2	4	12	2.00
3	16	Havelkova Helena	6	3	6	15	2.00
5	4	Havlickova Aneta	5	3	3	11	1.67
6	17	Plchotova Ivana	3	-	1	4	1.00
7	3	Pastulova Kristyna	2	2	-	4	0.67
-	8	Melicharkova Sarka	-	-	-	-	
-	9	Kallistova Anna	-	-	-	-	
-	11	Jelinkova Michaela	-	-	-	-	
-	13	Vanzurova Tereza	-	-	-	-	
-	18	Utla Martina	-	-	-	-	
<b>Others</b>			-	-	-	-	
<b>Total Team</b>			42	19	21	82	14.00





# P-3 VOLLEYBALL • Match players ranking

FIVB 2010 Women's World Championship  
Pool F



**Match:** 68 **Date:** 06.11.2010 **Spectators:** 2'752  
**City:** Nagoya  
**Hall:** Nippongaishi Hall  
**Match duration:** **Start:** 13:15 **End:** 14:33 **Total:** 1:18

Teams	Sets	1	2	3	4	5	Total
<b>CZE</b>	<b>0</b>	20	20	13			53
<b>USA</b>	<b>3</b>	25	25	25			75
<b>Set duration</b>		0:26	0:25	0:21			1:12




## CZE • Czech Republic



**Set**

Avg. by set

Rk	No	Name	Running Sets	Faults	Still Sets	Total Attempts	Note
1	14	Muhlsteinova Lucie	21	-	78	99	7.00
-	2	Barborkova Sarka	-	-	-	-	
-	3	Pastulova Kristyna	-	-	5	5	
-	4	Havlickova Aneta	-	-	-	-	
-	5	Jasova Julie	-	-	3	3	
-	8	Melicharkova Sarka	-	-	-	-	
-	9	Kallistova Anna	-	-	-	-	
-	11	Jelinkova Michaela	-	-	-	-	
-	13	Vanzurova Tereza	-	-	-	-	
-	17	Plchotova Ivana	-	-	4	4	
-	18	Utlá Martina	-	-	-	-	
-	16	Havelkova Helena	-	1	5	6	
<b>Others</b>			-	-	-	-	
<b>Total Team</b>			21	1	95	117	7.00



**Reception**

Eff. %  
Limit: 25.00%

Rk	No	Name	Excellents	Faults	Serve Receptions	Total Attempts	Note
1	5	Jasova Julie	13	1	8	22	54.55
2	2	Barborkova Sarka	19	-	19	38	50.00
-	16	Havelkova Helena	5	2	2	9	
-	3	Pastulova Kristyna	-	-	-	-	
-	4	Havlickova Aneta	-	-	-	-	
-	8	Melicharkova Sarka	-	-	-	-	
-	9	Kallistova Anna	-	-	-	-	
-	11	Jelinkova Michaela	-	-	-	-	
-	13	Vanzurova Tereza	-	-	-	-	
-	14	Muhlsteinova Lucie	-	-	-	-	
-	17	Plchotova Ivana	-	-	-	-	
-	18	Utlá Martina	-	-	-	-	
<b>Others</b>			-	-	-	-	
<b>Total Team</b>			37	3	29	69	49.28






# P-3 VOLLEYBALL • Match players ranking

FIVB 2010 Women's World Championship  
Pool F



**Match:** 68 **Date:** 06.11.2010 **Spectators:** 2'752  
**City:** Nagoya  
**Hall:** Nippongaishi Hall  
**Match duration:** **Start:** 13:15 **End:** 14:33 **Total:** 1:18

Teams	Sets	1	2	3	4	5	Total
<b>CZE</b>	<b>0</b>	20	20	13			53
<b>USA</b>	<b>3</b>	25	25	25			75
<b>Set duration</b>		0:26	0:25	0:21			1:12



## USA • USA



**Spike**

Succ. %  
Limit: 15.00%

Rk	No	Name	Spikes	Faults	Shots	Total Attempts	Note
1	15	Tom Logan	9	4	6	19	47.37
2	19	Hooker Destinee	14	4	17	35	40.00
3	11	Larson Jordan	7	-	15	22	31.82
-	7	Bown Heather	7	-	1	8	
-	16	Akinradewo Foluke	7	-	1	8	
-	2	Glass Alisha	-	-	1	1	
-	1	Nnamani Ogonna	-	-	-	-	
-	4	Berg Lindsey	-	-	-	-	
-	5	Sykora Stacy	-	-	-	-	
-	8	Barboza Cynthia	-	-	-	-	
-	9	Tamas Jennifer	-	-	-	-	
-	18	Hodge Megan	-	-	-	-	
<b>Others</b>			-	-	-	-	
<b>Total Team</b>			44	8	41	93	47.31



**Block**

Avg. by set

Rk	No	Name	Kill Blocks	Faults	Rebounds	Total Attempts	Note
1	19	Hooker Destinee	3	2	3	8	1.00
2	11	Larson Jordan	2	5	4	11	0.67
3	15	Tom Logan	1	1	8	10	0.33
3	2	Glass Alisha	1	4	4	9	0.33
3	7	Bown Heather	1	4	4	9	0.33
-	1	Nnamani Ogonna	-	-	-	-	
-	4	Berg Lindsey	-	-	-	-	
-	5	Sykora Stacy	-	-	-	-	
-	8	Barboza Cynthia	-	-	-	-	
-	9	Tamas Jennifer	-	-	-	-	
-	18	Hodge Megan	-	-	-	-	
-	16	Akinradewo Foluke	-	1	13	14	
<b>Others</b>			-	-	-	-	
<b>Total Team</b>			8	17	36	61	2.67





# P-3 VOLLEYBALL • Match players ranking

FIVB 2010 Women's World Championship  
Pool F




**Match:** 68 **Date:** 06.11.2010 **Spectators:** 2'752  
**City:** Nagoya  
**Hall:** Nippongaishi Hall  
**Match duration:** **Start:** 13:15 **End:** 14:33 **Total:** 1:18

Teams	Sets	1	2	3	4	5	Total
<b>CZE</b>	<b>0</b>	20	20	13			53
<b>USA</b>	<b>3</b>	25	25	25			75
<b>Set duration</b>		0:26	0:25	0:21			1:12



## USA • USA




**Serve**

Avg. by set

Rk	No	Name	Aces	Faults	Serve Hits	Total Attempts	Note
1	19	Hooker Destinee	2	1	11	14	0.67
2	7	Bown Heather	1	-	7	8	0.33
-	1	Nnamani Ogonna	-	-	-	-	
-	2	Glass Alisha	-	-	17	17	
-	4	Berg Lindsey	-	-	-	-	
-	5	Sykora Stacy	-	-	-	-	
-	9	Tamas Jennifer	-	-	-	-	
-	11	Larson Jordan	-	-	11	11	
-	16	Akinradewo Foluke	-	-	8	8	
-	18	Hodge Megan	-	-	-	-	
-	15	Tom Logan	-	2	9	11	
-	8	Barboza Cynthia	-	1	3	4	
<b>Others</b>			-	-	-	-	
<b>Total Team</b>			3	4	66	73	1.00

**Team**

Opponent errors & Team faults	20	4		24	
-------------------------------	----	---	--	----	--



**Dig**

Avg. by set

Rk	No	Name	Digs	Faults	Receptions	Total Attempts	Note
1	5	Sykora Stacy	10	2	8	20	3.33
2	11	Larson Jordan	9	2	5	16	3.00
3	2	Glass Alisha	7	2	5	14	2.33
4	15	Tom Logan	6	5	8	19	2.00
5	16	Akinradewo Foluke	2	2	2	6	0.67
6	19	Hooker Destinee	1	1	3	5	0.33
-	1	Nnamani Ogonna	-	-	-	-	
-	4	Berg Lindsey	-	-	-	-	
-	9	Tamas Jennifer	-	-	-	-	
-	18	Hodge Megan	-	-	-	-	
-	7	Bown Heather	-	1	1	2	
-	8	Barboza Cynthia	-	1	-	1	
<b>Others</b>			-	-	-	-	
<b>Total Team</b>			35	16	32	83	11.67






# P-3 VOLLEYBALL • Match players ranking

FIVB 2010 Women's World Championship  
Pool F




**Match:** 68 **Date:** 06.11.2010 **Spectators:** 2'752  
**City:** Nagoya  
**Hall:** Nippongaishi Hall  
**Match duration:** **Start:** 13:15 **End:** 14:33 **Total:** 1:18

Teams	Sets	1	2	3	4	5	Total
<b>CZE</b>	<b>0</b>	20	20	13			53
<b>USA</b>	<b>3</b>	25	25	25			75
<b>Set duration</b>		0:26	0:25	0:21			1:12



## USA • USA



**Set**

Avg. by set

Rk	No	Name	Running Sets	Faults	Still Sets	Total Attempts	Note
1	2	Glass Alisha	28	1	44	73	9.33
-	1	Nnamani Ogonna	-	-	-	-	
-	4	Berg Lindsey	-	-	-	-	
-	5	Sykora Stacy	-	-	4	4	
-	7	Bown Heather	-	-	1	1	
-	8	Barboza Cynthia	-	-	-	-	
-	9	Tamas Jennifer	-	-	-	-	
-	11	Larson Jordan	-	-	2	2	
-	15	Tom Logan	-	-	5	5	
-	16	Akinradewo Foluke	-	-	1	1	
-	18	Hodge Megan	-	-	-	-	
-	19	Hooker Destinee	-	-	2	2	
<b>Others</b>			-	-	-	-	
<b>Total Team</b>			28	1	59	88	9.33



**Reception**

Eff. %  
Limit: 25.00%

Rk	No	Name	Excellents	Faults	Serve Receptions	Total Attempts	Note
1	5	Sykora Stacy	10	-	6	16	62.50
2	15	Tom Logan	8	1	4	13	53.85
3	11	Larson Jordan	7	2	13	22	22.73
-	1	Nnamani Ogonna	-	-	-	-	
-	2	Glass Alisha	-	-	-	-	
-	4	Berg Lindsey	-	-	-	-	
-	7	Bown Heather	-	-	-	-	
-	8	Barboza Cynthia	-	-	-	-	
-	9	Tamas Jennifer	-	-	-	-	
-	16	Akinradewo Foluke	-	-	-	-	
-	18	Hodge Megan	-	-	-	-	
-	19	Hooker Destinee	-	-	-	-	
<b>Others</b>			-	-	-	-	
<b>Total Team</b>			25	3	23	51	43.14

