



P-3 VOLLEYBALL • Match players ranking

FIVB 2010 Women's World Championship
Pool E




Match: 61 **Date:** 06.11.2010 **Spectators:** 2'700
City: Tokyo
Hall: Yoyogi National Stadium
Match duration: **Start:** 12:45 **End:** 13:59 **Total:** 1:14

Teams	Sets	1	2	3	4	5	Total
PER	0	15	15	20			50
RUS	3	25	25	25			75
Set duration		0:21	0:22	0:25			1:08



PER • Peru



Spike

Succ. %
Limit: 15.00%

Rk	No	Name	Spikes	Faults	Shots	Total Attempts	Note
1	15	Ortiz Karla	7	3	4	14	50.00
2	6	Uceda Jessenia	8	2	10	20	40.00
3	4	Soto Patricia	8	5	9	22	36.36
-	10	Chihuan Leyla	6	1	4	11	
-	7	Zamudio Ore Yulissa	3	4	4	11	
-	2	Uribe Mirtha	1	2	2	5	
-	12	Rueda Carla	1	-	1	2	
-	14	Keldibekova Elena	1	-	1	2	
-	1	Aquino Angelica	-	-	1	1	
-	3	Garcia Paola	-	-	-	-	
-	5	Palacios Vanessa	-	-	-	-	
-	13	La Rosa Zoila	-	-	-	-	
Others			-	-	-	-	
Total Team			35	17	36	88	39.77



Block

Avg. by set

Rk	No	Name	Kill Blocks	Faults	Rebounds	Total Attempts	Note
1	14	Keldibekova Elena	1	1	3	5	0.33
1	6	Uceda Jessenia	1	2	4	7	0.33
-	1	Aquino Angelica	-	-	-	-	
-	2	Uribe Mirtha	-	-	-	-	
-	3	Garcia Paola	-	-	-	-	
-	5	Palacios Vanessa	-	-	-	-	
-	12	Rueda Carla	-	-	-	-	
-	13	La Rosa Zoila	-	-	-	-	
-	10	Chihuan Leyla	-	2	5	7	
-	4	Soto Patricia	-	1	2	3	
-	7	Zamudio Ore Yulissa	-	1	1	2	
-	15	Ortiz Karla	-	1	1	2	
Others			-	-	-	-	
Total Team			2	8	16	26	0.67





P-3 VOLLEYBALL • Match players ranking

FIVB 2010 Women's World Championship
Pool E




Match: 61 **Date:** 06.11.2010 **Spectators:** 2'700
City: Tokyo
Hall: Yoyogi National Stadium
Match duration: **Start:** 12:45 **End:** 13:59 **Total:** 1:14

Teams	Sets	1	2	3	4	5	Total
PER	0	15	15	20			50
RUS	3	25	25	25			75
Set duration		0:21	0:22	0:25			1:08



PER • Peru




Serve

Avg. by set

Rk	No	Name	Aces	Faults	Serve Hits	Total Attempts	Note
1	6	Uceda Jessenia	1	-	6	7	0.33
-	3	Garcia Paola	-	-	-	-	
-	5	Palacios Vanessa	-	-	-	-	
-	7	Zamudio Ore Yulissa	-	-	4	4	
-	12	Rueda Carla	-	-	1	1	
-	13	La Rosa Zoila	-	-	-	-	
-	14	Keldibekova Elena	-	-	6	6	
-	15	Ortiz Karla	-	-	13	13	
-	10	Chihuan Leyla	-	1	7	8	
-	4	Soto Patricia	-	1	6	7	
-	1	Aquino Angelica	-	1	3	4	
-	2	Uribe Mirtha	-	1	-	1	
Others			-	-	-	-	
Total Team			1	4	46	51	0.33

Team

Opponent errors & Team faults	12	25		37	
-------------------------------	----	----	--	----	--



Dig

Avg. by set

Rk	No	Name	Digs	Faults	Receptions	Total Attempts	Note
1	5	Palacios Vanessa	6	5	8	19	2.00
2	4	Soto Patricia	5	1	9	15	1.67
3	6	Uceda Jessenia	4	1	5	10	1.33
4	14	Keldibekova Elena	3	2	8	13	1.00
5	15	Ortiz Karla	1	3	5	9	0.33
-	1	Aquino Angelica	-	-	2	2	
-	2	Uribe Mirtha	-	-	-	-	
-	3	Garcia Paola	-	-	-	-	
-	7	Zamudio Ore Yulissa	-	-	1	1	
-	10	Chihuan Leyla	-	-	2	2	
-	12	Rueda Carla	-	-	1	1	
-	13	La Rosa Zoila	-	-	-	-	
Others			-	-	-	-	
Total Team			19	12	41	72	6.33





P-3 VOLLEYBALL • Match players ranking

FIVB 2010 Women's World Championship
Pool E



Match: 61 **Date:** 06.11.2010 **Spectators:** 2'700
City: Tokyo
Hall: Yoyogi National Stadium
Match duration: **Start:** 12:45 **End:** 13:59 **Total:** 1:14

Teams	Sets	1	2	3	4	5	Total
PER	0	15	15	20			50
RUS	3	25	25	25			75
Set duration		0:21	0:22	0:25			1:08



PER • Peru



Set

Avg. by set

Rk	No	Name	Running Sets	Faults	Still Sets	Total Attempts	Note
1	14	Keldibekova Elena	27	-	46	73	9.00
-	1	Aquino Angelica	-	-	-	-	
-	2	Uribe Mirtha	-	-	-	-	
-	3	Garcia Paola	-	-	-	-	
-	4	Soto Patricia	-	-	2	2	
-	5	Palacios Vanessa	-	-	3	3	
-	7	Zamudio Ore Yulissa	-	-	-	-	
-	10	Chihuan Leyla	-	-	1	1	
-	12	Rueda Carla	-	-	-	-	
-	13	La Rosa Zoila	-	-	-	-	
-	15	Ortiz Karla	-	-	1	1	
-	6	Uceda Jessenia	-	1	-	1	
Others			-	-	-	-	
Total Team			27	1	53	81	9.00



Reception

Eff. %
Limit: 25.00%

Rk	No	Name	Excellents	Faults	Serve Receptions	Total Attempts	Note
1	15	Ortiz Karla	17	3	7	27	51.85
2	6	Uceda Jessenia	12	2	11	25	40.00
-	5	Palacios Vanessa	5	2	4	11	
-	1	Aquino Angelica	2	1	1	4	
-	7	Zamudio Ore Yulissa	1	-	-	1	
-	2	Uribe Mirtha	-	-	-	-	
-	3	Garcia Paola	-	-	-	-	
-	4	Soto Patricia	-	-	-	-	
-	10	Chihuan Leyla	-	-	-	-	
-	12	Rueda Carla	-	-	-	-	
-	13	La Rosa Zoila	-	-	-	-	
-	14	Keldibekova Elena	-	-	-	-	
Others			-	-	-	-	
Total Team			37	8	23	68	42.65





P-3 VOLLEYBALL • Match players ranking

FIVB 2010 Women's World Championship
Pool E



Match: 61 **Date:** 06.11.2010 **Spectators:** 2'700
City: Tokyo
Hall: Yoyogi National Stadium
Match duration: **Start:** 12:45 **End:** 13:59 **Total:** 1:14

Teams	Sets	1	2	3	4	5	Total
PER	0	15	15	20			50
RUS	3	25	25	25			75
Set duration		0:21	0:22	0:25			1:08



RUS • Russia



Spike

Succ. %
Limit: 15.00%

Rk	No	Name	Spikes	Faults	Shots	Total Attempts	Note
1	15	Kosheleva Tatiana	15	1	4	20	75.00
2	5	Shashkova Liubov	7	1	4	12	58.33
3	11	Gamova Ekaterina	10	-	11	21	47.62
-	1	Borodakova Maria	6	1	1	8	
-	3	Perepelkina Maria	3	-	1	4	
-	16	Merkulova Yulia	2	-	2	4	
-	8	Goncharova Nataliya	1	-	2	3	
-	13	Startseva Evgeniya	1	-	1	2	
-	2	Makhno Lesya	-	-	-	-	
-	7	Kryuchkova Svetlana	-	-	-	-	
-	12	Ulyakina Vera	-	-	-	-	
-	14	Kabeshova Ekaterina	-	-	-	-	
Others			-	-	-	-	
Total Team			45	3	26	74	60.81



Block

Avg. by set

Rk	No	Name	Kill Blocks	Faults	Rebounds	Total Attempts	Note
1	1	Borodakova Maria	4	3	1	8	1.33
2	11	Gamova Ekaterina	3	-	1	4	1.00
2	5	Shashkova Liubov	3	1	6	10	1.00
4	15	Kosheleva Tatiana	2	2	-	4	0.67
5	13	Startseva Evgeniya	1	3	1	5	0.33
-	2	Makhno Lesya	-	-	-	-	
-	7	Kryuchkova Svetlana	-	-	-	-	
-	8	Goncharova Nataliya	-	-	1	1	
-	12	Ulyakina Vera	-	-	-	-	
-	14	Kabeshova Ekaterina	-	-	-	-	
-	16	Merkulova Yulia	-	2	3	5	
-	3	Perepelkina Maria	-	4	1	5	
Others			-	-	-	-	
Total Team			13	15	14	42	4.33





P-3 VOLLEYBALL • Match players ranking

FIVB 2010 Women's World Championship
Pool E



Match: 61 **Date:** 06.11.2010 **Spectators:** 2'700
City: Tokyo
Hall: Yoyogi National Stadium
Match duration: **Start:** 12:45 **End:** 13:59 **Total:** 1:14

Teams	Sets	1	2	3	4	5	Total
PER	0	15	15	20			50
RUS	3	25	25	25			75
Set duration		0:21	0:22	0:25			1:08



RUS • Russia



Serve

Avg. by set

Rk	No	Name	Aces	Faults	Serve Hits	Total Attempts	Note
1	15	Kosheleva Tatiana	3	-	10	13	1.00
1	5	Shashkova Liubov	3	3	8	14	1.00
3	3	Perepelkina Maria	1	-	10	11	0.33
3	8	Goncharova Nataliya	1	-	-	1	0.33
-	1	Borodakova Maria	-	-	6	6	
-	2	Makhno Lesya	-	-	-	-	
-	7	Kryuchkova Svetlana	-	-	-	-	
-	14	Kabeshova Ekaterina	-	-	-	-	
-	16	Merkulova Yulia	-	-	2	2	
-	13	Startseva Evgeniya	-	1	13	14	
-	11	Gamova Ekaterina	-	1	9	10	
-	12	Ulyakina Vera	-	1	2	3	
Others			-	-	-	-	
Total Team			8	6	60	74	2.67

Team

Opponent errors & Team faults

9

10

19



Dig

Avg. by set

Rk	No	Name	Digs	Faults	Receptions	Total Attempts	Note
1	7	Kryuchkova Svetlana	9	5	3	17	3.00
2	13	Startseva Evgeniya	5	2	8	15	1.67
3	3	Perepelkina Maria	3	-	3	6	1.00
4	5	Shashkova Liubov	2	1	6	9	0.67
4	11	Gamova Ekaterina	2	2	5	9	0.67
4	15	Kosheleva Tatiana	2	2	5	9	0.67
7	1	Borodakova Maria	1	-	5	6	0.33
-	2	Makhno Lesya	-	-	1	1	
-	8	Goncharova Nataliya	-	-	1	1	
-	14	Kabeshova Ekaterina	-	-	-	-	
-	16	Merkulova Yulia	-	-	3	3	
-	12	Ulyakina Vera	-	1	-	1	
Others			-	-	-	-	
Total Team			24	13	40	77	8.00





P-3 VOLLEYBALL • Match players ranking

FIVB 2010 Women's World Championship
Pool E



Match: 61 **Date:** 06.11.2010 **Spectators:** 2'700
City: Tokyo
Hall: Yoyogi National Stadium
Match duration: **Start:** 12:45 **End:** 13:59 **Total:** 1:14

Teams	Sets	1	2	3	4	5	Total
PER	0	15	15	20			50
RUS	3	25	25	25			75
Set duration		0:21	0:22	0:25			1:08



RUS • Russia



Set

Avg. by set

Rk	No	Name	Running Sets	Faults	Still Sets	Total Attempts	Note
1	13	Startseva Evgeniya	17	-	35	52	5.67
2	12	Ulyakina Vera	4	1	6	11	1.33
-	1	Borodakova Maria	-	-	4	4	
-	2	Makhno Lesya	-	-	-	-	
-	3	Perepelkina Maria	-	-	1	1	
-	5	Shashkova Liubov	-	-	1	1	
-	7	Kryuchkova Svetlana	-	-	1	1	
-	8	Goncharova Nataliya	-	-	-	-	
-	11	Gamova Ekaterina	-	-	1	1	
-	14	Kabeshova Ekaterina	-	-	-	-	
-	15	Kosheleva Tatiana	-	-	-	-	
-	16	Merkulova Yulia	-	-	1	1	
Others			-	-	-	-	
Total Team			21	1	50	72	7.00



Reception

Eff. %
Limit: 25.00%

Rk	No	Name	Excellents	Faults	Serve Receptions	Total Attempts	Note
1	5	Shashkova Liubov	19	1	11	31	58.06
-	7	Kryuchkova Svetlana	7	-	4	11	
-	15	Kosheleva Tatiana	2	1	2	5	
-	1	Borodakova Maria	-	-	-	-	
-	2	Makhno Lesya	-	-	-	-	
-	3	Perepelkina Maria	-	-	-	-	
-	8	Goncharova Nataliya	-	-	-	-	
-	11	Gamova Ekaterina	-	-	-	-	
-	12	Ulyakina Vera	-	-	-	-	
-	13	Startseva Evgeniya	-	-	-	-	
-	14	Kabeshova Ekaterina	-	-	-	-	
-	16	Merkulova Yulia	-	-	-	-	
Others			-	-	-	-	
Total Team			28	2	17	47	55.32

