




P-3 VOLLEYBALL • Match players ranking

FIVB 2010 Women's World Championship
Pool D




Match: 60 **Date:** 03.11.2010 **Spectators:** 2'510
City: Osaka
Hall: Osaka Municipal Central Gym
Match duration: **Start:** 18:10 **End:** 19:28 **Total:** 1:18

Teams	Sets	1	2	3	4	5	Total
CHN	0	22	17	19			58
RUS	3	25	25	25			75
Set duration		0:26	0:21	0:25			1:12




CHN • China



Spike

Succ. %
Limit: 15.00%

Rk	No	Name	Spikes	Faults	Shots	Total Attempts	Note
1	6	Zhou Suhong	7	-	7	14	50.00
2	1	Wang Yimei	11	6	12	29	37.93
3	10	Li Juan	5	3	11	19	26.32
-	12	Xue Ming	3	2	6	11	
-	15	Ma Yunwen	4	2	5	11	
-	3	Yang Jie	1	-	3	4	
-	8	Wei Qiuyue	2	-	1	3	
-	2	Zhang Lei	-	-	1	1	
-	4	Shen Jingsi	-	-	-	-	
-	7	Zhang Xian	-	-	-	-	
-	11	Xu Yunli	-	-	-	-	
-	14	Chen Liyi	-	-	-	-	
Others			-	-	-	-	
Total Team			33	13	46	92	35.87



Block

Avg. by set

Rk	No	Name	Kill Blocks	Faults	Rebounds	Total Attempts	Note
1	15	Ma Yunwen	2	3	6	11	0.67
2	10	Li Juan	1	1	1	3	0.33
-	3	Yang Jie	-	-	-	-	
-	4	Shen Jingsi	-	-	1	1	
-	7	Zhang Xian	-	-	-	-	
-	11	Xu Yunli	-	-	-	-	
-	14	Chen Liyi	-	-	-	-	
-	1	Wang Yimei	-	1	3	4	
-	6	Zhou Suhong	-	1	3	4	
-	8	Wei Qiuyue	-	1	1	2	
-	12	Xue Ming	-	8	6	14	
-	2	Zhang Lei	-	1	-	1	
Others			-	-	-	-	
Total Team			3	16	21	40	1.00






P-3 VOLLEYBALL • Match players ranking

FIVB 2010 Women's World Championship
Pool D



Match: 60 **Date:** 03.11.2010 **Spectators:** 2'510
City: Osaka
Hall: Osaka Municipal Central Gym
Match duration: **Start:** 18:10 **End:** 19:28 **Total:** 1:18

Teams	Sets	1	2	3	4	5	Total
CHN	0	22	17	19			58
RUS	3	25	25	25			75
Set duration		0:26	0:21	0:25			1:12



CHN • China



Serve

Avg. by set

Rk	No	Name	Aces	Faults	Serve Hits	Total Attempts	Note
1	6	Zhou Suhong	1	-	9	10	0.33
1	8	Wei Qiuyue	1	-	7	8	0.33
1	15	Ma Yunwen	1	1	11	13	0.33
1	12	Xue Ming	1	2	9	12	0.33
1	1	Wang Yimei	1	3	4	8	0.33
-	2	Zhang Lei	-	-	-	-	
-	3	Yang Jie	-	-	1	1	
-	4	Shen Jingsi	-	-	1	1	
-	7	Zhang Xian	-	-	-	-	
-	10	Li Juan	-	-	7	7	
-	11	Xu Yunli	-	-	-	-	
-	14	Chen Liyi	-	-	-	-	
Others			-	-	-	-	
Total Team			5	6	49	60	1.67

Team

Opponent errors & Team faults	17	7		24	
-------------------------------	----	---	--	----	--



Dig

Avg. by set

Rk	No	Name	Digs	Faults	Receptions	Total Attempts	Note
1	7	Zhang Xian	12	6	4	22	4.00
2	6	Zhou Suhong	4	10	5	19	1.33
3	1	Wang Yimei	3	2	2	7	1.00
4	10	Li Juan	2	4	7	13	0.67
5	15	Ma Yunwen	1	1	3	5	0.33
5	8	Wei Qiuyue	1	3	4	8	0.33
5	12	Xue Ming	1	1	-	2	0.33
-	2	Zhang Lei	-	-	-	-	
-	3	Yang Jie	-	-	-	-	
-	11	Xu Yunli	-	-	-	-	
-	14	Chen Liyi	-	-	-	-	
-	4	Shen Jingsi	-	1	1	2	
Others			-	-	-	-	
Total Team			24	28	26	78	8.00






P-3 VOLLEYBALL • Match players ranking

FIVB 2010 Women's World Championship
Pool D




Match: 60 **Date:** 03.11.2010 **Spectators:** 2'510
City: Osaka
Hall: Osaka Municipal Central Gym
Match duration: **Start:** 18:10 **End:** 19:28 **Total:** 1:18

Teams	Sets	1	2	3	4	5	Total
CHN	0	22	17	19			58
RUS	3	25	25	25			75
Set duration		0:26	0:21	0:25			1:12




CHN • China



Set

Avg. by set

Rk	No	Name	Running Sets	Faults	Still Sets	Total Attempts	Note
1	8	Wei Qiuyue	18	1	51	70	6.00
2	4	Shen Jingsi	1	-	3	4	0.33
-	1	Wang Yimei	-	-	-	-	
-	2	Zhang Lei	-	-	-	-	
-	3	Yang Jie	-	-	1	1	
-	6	Zhou Suhong	-	-	5	5	
-	7	Zhang Xian	-	-	3	3	
-	10	Li Juan	-	-	4	4	
-	11	Xu Yunli	-	-	-	-	
-	12	Xue Ming	-	-	4	4	
-	14	Chen Liyi	-	-	-	-	
-	15	Ma Yunwen	-	-	-	-	
Others			-	-	-	-	
Total Team			19	1	71	91	6.33



Reception

Eff. %
Limit: 25.00%

Rk	No	Name	Excellents	Faults	Serve Receptions	Total Attempts	Note
1	6	Zhou Suhong	16	1	13	30	50.00
2	7	Zhang Xian	9	2	11	22	31.82
-	10	Li Juan	6	-	3	9	
-	2	Zhang Lei	1	-	1	2	
-	12	Xue Ming	-	-	1	1	
-	1	Wang Yimei	-	-	-	-	
-	4	Shen Jingsi	-	-	-	-	
-	8	Wei Qiuyue	-	-	-	-	
-	11	Xu Yunli	-	-	-	-	
-	14	Chen Liyi	-	-	-	-	
-	15	Ma Yunwen	-	-	-	-	
-	3	Yang Jie	-	1	-	1	
Others			-	-	-	-	
Total Team			32	4	29	65	43.08





P-3 VOLLEYBALL • Match players ranking

FIVB 2010 Women's World Championship
Pool D




Match: 60 **Date:** 03.11.2010 **Spectators:** 2'510
City: Osaka
Hall: Osaka Municipal Central Gym
Match duration: **Start:** 18:10 **End:** 19:28 **Total:** 1:18

Teams	Sets	1	2	3	4	5	Total
CHN	0	22	17	19			58
RUS	3	25	25	25			75
Set duration		0:26	0:21	0:25			1:12




RUS • Russia



Spike

Succ. %
Limit: 15.00%

Rk	No	Name	Spikes	Faults	Shots	Total Attempts	Note
1	15	Kosheleva Tatiana	16	2	9	27	59.26
2	5	Shashkova Liubov	10	2	7	19	52.63
3	11	Gamova Ekaterina	13	1	14	28	46.43
-	16	Merkulova Yulia	3	2	3	8	
-	3	Perepelkina Maria	3	-	1	4	
-	8	Goncharova Nataliya	2	-	-	2	
-	13	Startseva Evgeniya	-	1	1	2	
-	1	Borodakova Maria	-	-	-	-	
-	2	Makhno Lesya	-	-	-	-	
-	7	Kryuchkova Svetlana	-	-	-	-	
-	12	Ulyakina Vera	-	-	-	-	
-	14	Kabeshova Ekaterina	-	-	-	-	
Others			-	-	-	-	
Total Team			47	8	35	90	52.22



Block

Avg. by set

Rk	No	Name	Kill Blocks	Faults	Rebounds	Total Attempts	Note
1	15	Kosheleva Tatiana	3	4	2	9	1.00
2	3	Perepelkina Maria	2	2	10	14	0.67
2	16	Merkulova Yulia	2	2	7	11	0.67
2	13	Startseva Evgeniya	2	1	2	5	0.67
-	1	Borodakova Maria	-	-	-	-	
-	2	Makhno Lesya	-	-	-	-	
-	5	Shashkova Liubov	-	-	4	4	
-	7	Kryuchkova Svetlana	-	-	-	-	
-	8	Goncharova Nataliya	-	-	-	-	
-	11	Gamova Ekaterina	-	-	-	-	
-	12	Ulyakina Vera	-	-	-	-	
-	14	Kabeshova Ekaterina	-	-	-	-	
Others			-	-	-	-	
Total Team			9	9	25	43	3.00





P-3 VOLLEYBALL • Match players ranking

FIVB 2010 Women's World Championship
Pool D



Match: 60 **Date:** 03.11.2010 **Spectators:** 2'510
City: Osaka
Hall: Osaka Municipal Central Gym
Match duration: **Start:** 18:10 **End:** 19:28 **Total:** 1:18

Teams	Sets	1	2	3	4	5	Total
CHN	0	22	17	19			58
RUS	3	25	25	25			75
Set duration		0:26	0:21	0:25			1:12



RUS • Russia



Serve

Avg. by set

Rk	No	Name	Aces	Faults	Serve Hits	Total Attempts	Note
1	3	Perepelkina Maria	2	1	8	11	0.67
2	11	Gamova Ekaterina	1	-	16	17	0.33
2	15	Kosheleva Tatiana	1	1	12	14	0.33
2	13	Startseva Evgeniya	1	1	8	10	0.33
-	1	Borodakova Maria	-	-	-	-	
-	2	Makhno Lesya	-	-	-	-	
-	7	Kryuchkova Svetlana	-	-	-	-	
-	8	Goncharova Nataliya	-	-	-	-	
-	12	Ulyakina Vera	-	-	-	-	
-	14	Kabeshova Ekaterina	-	-	-	-	
-	16	Merkulova Yulia	-	1	7	8	
-	5	Shashkova Liubov	-	3	10	13	
Others			-	-	-	-	
Total Team			5	7	61	73	1.67

Team

Opponent errors & Team faults	14	5		19	
-------------------------------	----	---	--	----	--



Dig

Avg. by set

Rk	No	Name	Digs	Faults	Receptions	Total Attempts	Note
1	7	Kryuchkova Svetlana	11	6	-	17	3.67
2	5	Shashkova Liubov	8	5	6	19	2.67
3	11	Gamova Ekaterina	6	3	3	12	2.00
4	13	Startseva Evgeniya	4	1	4	9	1.33
4	15	Kosheleva Tatiana	4	6	4	14	1.33
6	16	Merkulova Yulia	3	1	1	5	1.00
7	3	Perepelkina Maria	2	1	3	6	0.67
-	1	Borodakova Maria	-	-	-	-	
-	2	Makhno Lesya	-	-	-	-	
-	8	Goncharova Nataliya	-	-	-	-	
-	12	Ulyakina Vera	-	-	-	-	
-	14	Kabeshova Ekaterina	-	-	-	-	
Others			-	-	-	-	
Total Team			38	23	21	82	12.67





P-3 VOLLEYBALL • Match players ranking

FIVB 2010 Women's World Championship
Pool D




Match: 60 **Date:** 03.11.2010 **Spectators:** 2'510
City: Osaka
Hall: Osaka Municipal Central Gym
Match duration: **Start:** 18:10 **End:** 19:28 **Total:** 1:18

Teams	Sets	1	2	3	4	5	Total
CHN	0	22	17	19			58
RUS	3	25	25	25			75
Set duration		0:26	0:21	0:25			1:12




RUS • Russia



Set

Avg. by set

Rk	No	Name	Running Sets	Faults	Still Sets	Total Attempts	Note
1	13	Startseva Evgeniya	21	-	50	71	7.00
2	5	Shashkova Liubov	1	-	2	3	0.33
-	1	Borodakova Maria	-	-	-	-	
-	2	Makhno Lesya	-	-	-	-	
-	3	Perepelkina Maria	-	-	3	3	
-	8	Goncharova Nataliya	-	-	-	-	
-	11	Gamova Ekaterina	-	-	1	1	
-	12	Ulyakina Vera	-	-	-	-	
-	14	Kabeshova Ekaterina	-	-	-	-	
-	15	Kosheleva Tatiana	-	-	2	2	
-	7	Kryuchkova Svetlana	-	1	4	5	
-	16	Merkulova Yulia	-	1	4	5	
Others			-	-	-	-	
Total Team			22	2	66	90	7.33



Reception

Eff. %
Limit: 25.00%

Rk	No	Name	Excellents	Faults	Serve Receptions	Total Attempts	Note
1	7	Kryuchkova Svetlana	13	1	7	21	57.14
2	5	Shashkova Liubov	10	2	8	20	40.00
-	15	Kosheleva Tatiana	7	1	1	9	
-	2	Makhno Lesya	2	-	2	4	
-	1	Borodakova Maria	-	-	-	-	
-	3	Perepelkina Maria	-	-	-	-	
-	8	Goncharova Nataliya	-	-	-	-	
-	11	Gamova Ekaterina	-	-	-	-	
-	12	Ulyakina Vera	-	-	-	-	
-	13	Startseva Evgeniya	-	-	-	-	
-	14	Kabeshova Ekaterina	-	-	-	-	
-	16	Merkulova Yulia	-	-	-	-	
Others			-	-	-	-	
Total Team			32	4	18	54	51.85

