




P-3 VOLLEYBALL • Match players ranking

FIVB 2010 Women's World Championship
Pool D




Match: 48 **Date:** 02.11.2010 **Spectators:** 670
City: Osaka
Hall: Osaka Municipal Central Gym
Match duration: **Start:** 18:45 **End:** 20:01 **Total:** 1:16

| Teams | Sets | 1 | 2 | 3 | 4 | 5 | Total |
|---------------------|----------|------|------|------|---|---|-------|
| DOM | 0 | 12 | 21 | 14 | | | 47 |
| CHN | 3 | 25 | 25 | 25 | | | 75 |
| Set duration | | 0:19 | 0:29 | 0:22 | | | 1:10 |




DOM • Dominican Republic



Spike

Succ. %
Limit: 15.00%

| Rk | No | Name | Spikes | Faults | Shots | Total Attempts | Note |
|-------------------|----|----------------------------------|--------|--------|-------|----------------|-------|
| 1 | 3 | Eve Mejia Lisvel Elisa | 7 | 2 | 6 | 15 | 46.67 |
| 2 | 14 | Rivera Brens Prisilla | 10 | 5 | 10 | 25 | 40.00 |
| 3 | 9 | Núñez Sidarka de los Milagros | 5 | 3 | 9 | 17 | 29.41 |
| - | 2 | Burgos Herrera Rossy Dahiana | 4 | 3 | 5 | 12 | |
| - | 1 | Vargas Valdez Annerys | 3 | 2 | 1 | 6 | |
| - | 10 | Cabral de la Cruz Milagros | - | 4 | 2 | 6 | |
| - | 18 | De La Cruz de Peña Bethania | 3 | 2 | - | 5 | |
| - | 13 | Rondon Martinez Cindy | - | 1 | - | 1 | |
| - | 5 | Castillo Brenda | - | - | - | - | |
| - | 7 | Marte Frica Niverka Dharlenis | - | - | - | - | |
| - | 12 | Echenique Medina Karla Miguelina | - | - | - | - | |
| - | 19 | Binet Stephens Ana Yorkira | - | - | - | - | |
| Others | | | - | - | - | - | |
| Total Team | | | 32 | 22 | 33 | 87 | 36.78 |



Block

Avg. by set

| Rk | No | Name | Kill Blocks | Faults | Rebounds | Total Attempts | Note |
|-------------------|----|----------------------------------|-------------|--------|----------|----------------|------|
| 1 | 3 | Eve Mejia Lisvel Elisa | 2 | 4 | 4 | 10 | 0.67 |
| 2 | 18 | De La Cruz de Peña Bethania | 1 | - | 3 | 4 | 0.33 |
| 2 | 1 | Vargas Valdez Annerys | 1 | 1 | 4 | 6 | 0.33 |
| 2 | 13 | Rondon Martinez Cindy | 1 | 1 | - | 2 | 0.33 |
| - | 5 | Castillo Brenda | - | - | - | - | |
| - | 10 | Cabral de la Cruz Milagros | - | - | 1 | 1 | |
| - | 12 | Echenique Medina Karla Miguelina | - | - | - | - | |
| - | 19 | Binet Stephens Ana Yorkira | - | - | - | - | |
| - | 7 | Marte Frica Niverka Dharlenis | - | 1 | 4 | 5 | |
| - | 9 | Núñez Sidarka de los Milagros | - | 1 | 4 | 5 | |
| - | 14 | Rivera Brens Prisilla | - | 1 | 4 | 5 | |
| - | 2 | Burgos Herrera Rossy Dahiana | - | 1 | - | 1 | |
| Others | | | - | - | - | - | |
| Total Team | | | 5 | 10 | 24 | 39 | 1.67 |






P-3 VOLLEYBALL • Match players ranking

FIVB 2010 Women's World Championship
Pool D



Match: 48 **Date:** 02.11.2010 **Spectators:** 670
City: Osaka
Hall: Osaka Municipal Central Gym
Match duration: **Start:** 18:45 **End:** 20:01 **Total:** 1:16

| Teams | Sets | 1 | 2 | 3 | 4 | 5 | Total |
|---------------------|----------|------|------|------|---|---|-------|
| DOM | 0 | 12 | 21 | 14 | | | 47 |
| CHN | 3 | 25 | 25 | 25 | | | 75 |
| Set duration | | 0:19 | 0:29 | 0:22 | | | 1:10 |



DOM • Dominican Republic



Serve

Avg. by set

| Rk | No | Name | Aces | Faults | Serve Hits | Total Attempts | Note |
|-------------------|----|----------------------------------|------|--------|------------|----------------|------|
| 1 | 18 | De La Cruz de Peña Bethania | 1 | - | 1 | 2 | 0.33 |
| - | 3 | Eve Mejia Lisvel Elisa | - | - | 7 | 7 | |
| - | 5 | Castillo Brenda | - | - | - | - | |
| - | 7 | Marte Frica Niverka Dharlenis | - | - | 5 | 5 | |
| - | 10 | Cabral de la Cruz Milagros | - | - | 4 | 4 | |
| - | 19 | Binet Stephens Ana Yorkira | - | - | 2 | 2 | |
| - | 14 | Rivera Brens Prisilla | - | 1 | 6 | 7 | |
| - | 1 | Vargas Valdez Annerys | - | 1 | 5 | 6 | |
| - | 9 | Núñez Sidarka de los Milagros | - | 2 | 4 | 6 | |
| - | 12 | Echenique Medina Karla Miguelina | - | 2 | 2 | 4 | |
| - | 2 | Burgos Herrera Rossy Dahiana | - | 3 | 2 | 5 | |
| - | 13 | Rondon Martinez Cindy | - | 1 | - | 1 | |
| Others | | | - | - | - | - | |
| Total Team | | | 1 | 10 | 38 | 49 | 0.33 |

Team

| | | | | | |
|-------------------------------|---|---|--|----|--|
| Opponent errors & Team faults | 9 | 8 | | 17 | |
|-------------------------------|---|---|--|----|--|



Dig

Avg. by set

| Rk | No | Name | Digs | Faults | Receptions | Total Attempts | Note |
|-------------------|----|----------------------------------|------|--------|------------|----------------|------|
| 1 | 5 | Castillo Brenda | 7 | 6 | 11 | 24 | 2.33 |
| 2 | 7 | Marte Frica Niverka Dharlenis | 3 | 1 | 2 | 6 | 1.00 |
| 2 | 2 | Burgos Herrera Rossy Dahiana | 3 | 2 | - | 5 | 1.00 |
| 4 | 19 | Binet Stephens Ana Yorkira | 1 | - | - | 1 | 0.33 |
| - | 13 | Rondon Martinez Cindy | - | - | 1 | 1 | |
| - | 18 | De La Cruz de Peña Bethania | - | - | - | - | |
| - | 14 | Rivera Brens Prisilla | - | 2 | 9 | 11 | |
| - | 1 | Vargas Valdez Annerys | - | 1 | 3 | 4 | |
| - | 9 | Núñez Sidarka de los Milagros | - | 2 | 4 | 6 | |
| - | 3 | Eve Mejia Lisvel Elisa | - | 2 | 2 | 4 | |
| - | 12 | Echenique Medina Karla Miguelina | - | 2 | 2 | 4 | |
| - | 10 | Cabral de la Cruz Milagros | - | 2 | - | 2 | |
| Others | | | - | - | - | - | |
| Total Team | | | 14 | 20 | 34 | 68 | 4.67 |






P-3 VOLLEYBALL • Match players ranking

FIVB 2010 Women's World Championship
Pool D



Match: 48 **Date:** 02.11.2010 **Spectators:** 670
City: Osaka
Hall: Osaka Municipal Central Gym
Match duration: **Start:** 18:45 **End:** 20:01 **Total:** 1:16

| Teams | Sets | 1 | 2 | 3 | 4 | 5 | Total |
|---------------------|----------|------|------|------|---|---|-------|
| DOM | 0 | 12 | 21 | 14 | | | 47 |
| CHN | 3 | 25 | 25 | 25 | | | 75 |
| Set duration | | 0:19 | 0:29 | 0:22 | | | 1:10 |




DOM • Dominican Republic



Set

Avg. by set

| Rk | No | Name | Running Sets | Faults | Still Sets | Total Attempts | Note |
|-------------------|----|----------------------------------|--------------|--------|------------|----------------|------|
| 1 | 7 | Marte Frica Niverka Dharlenis | 20 | - | 27 | 47 | 6.67 |
| 2 | 12 | Echenique Medina Karla Miguelina | 8 | 1 | 19 | 28 | 2.67 |
| - | 1 | Vargas Valdez Annerys | - | - | 1 | 1 | |
| - | 2 | Burgos Herrera Rossy Dahiana | - | - | 1 | 1 | |
| - | 3 | Eve Mejia Lisvel Elisa | - | - | 2 | 2 | |
| - | 5 | Castillo Brenda | - | - | 3 | 3 | |
| - | 9 | Núñez Sidarka de los Milagros | - | - | 1 | 1 | |
| - | 10 | Cabral de la Cruz Milagros | - | - | - | - | |
| - | 13 | Rondon Martinez Cindy | - | - | - | - | |
| - | 14 | Rivera Brens Prisilla | - | - | 1 | 1 | |
| - | 18 | De La Cruz de Peña Bethania | - | - | 1 | 1 | |
| - | 19 | Binet Stephens Ana Yorkira | - | - | - | - | |
| Others | | | - | - | - | - | |
| Total Team | | | 28 | 1 | 56 | 85 | 9.33 |



Reception

Eff. %
Limit: 25.00%

| Rk | No | Name | Excellents | Faults | Serve Receptions | Total Attempts | Note |
|-------------------|----|----------------------------------|------------|--------|------------------|----------------|-------|
| 1 | 14 | Rivera Brens Prisilla | 15 | 1 | 14 | 30 | 46.67 |
| 2 | 5 | Castillo Brenda | 11 | 2 | 7 | 20 | 45.00 |
| - | 2 | Burgos Herrera Rossy Dahiana | 2 | - | 4 | 6 | |
| - | 10 | Cabral de la Cruz Milagros | 3 | - | 1 | 4 | |
| - | 19 | Binet Stephens Ana Yorkira | 3 | - | 1 | 4 | |
| - | 13 | Rondon Martinez Cindy | - | - | 1 | 1 | |
| - | 1 | Vargas Valdez Annerys | - | - | - | - | |
| - | 7 | Marte Frica Niverka Dharlenis | - | - | - | - | |
| - | 9 | Núñez Sidarka de los Milagros | - | - | - | - | |
| - | 12 | Echenique Medina Karla Miguelina | - | - | - | - | |
| - | 18 | De La Cruz de Peña Bethania | - | - | - | - | |
| - | 3 | Eve Mejia Lisvel Elisa | - | 1 | 1 | 2 | |
| Others | | | - | - | - | - | |
| Total Team | | | 34 | 4 | 29 | 67 | 44.78 |






P-3 VOLLEYBALL • Match players ranking

FIVB 2010 Women's World Championship
Pool D




Match: 48 **Date:** 02.11.2010 **Spectators:** 670
City: Osaka
Hall: Osaka Municipal Central Gym
Match duration: **Start:** 18:45 **End:** 20:01 **Total:** 1:16

| Teams | Sets | 1 | 2 | 3 | 4 | 5 | Total |
|---------------------|----------|------|------|------|---|---|-------|
| DOM | 0 | 12 | 21 | 14 | | | 47 |
| CHN | 3 | 25 | 25 | 25 | | | 75 |
| Set duration | | 0:19 | 0:29 | 0:22 | | | 1:10 |




CHN • China



Spike

Succ. %
Limit: 15.00%

| Rk | No | Name | Spikes | Faults | Shots | Total Attempts | Note |
|-------------------|----|-------------|--------|--------|-------|----------------|-------|
| 1 | 1 | Wang Yimei | 10 | 5 | 6 | 21 | 47.62 |
| 2 | 10 | Li Juan | 8 | 1 | 15 | 24 | 33.33 |
| - | 15 | Ma Yunwen | 7 | - | 4 | 11 | |
| - | 12 | Xue Ming | 3 | - | 6 | 9 | |
| - | 6 | Zhou Suhong | 2 | - | 4 | 6 | |
| - | 2 | Zhang Lei | 1 | - | 2 | 3 | |
| - | 8 | Wei Qiuyue | 1 | - | - | 1 | |
| - | 3 | Yang Jie | - | - | - | - | |
| - | 4 | Shen Jingsi | - | - | - | - | |
| - | 7 | Zhang Xian | - | - | - | - | |
| - | 11 | Xu Yunli | - | - | - | - | |
| - | 14 | Chen Liyi | - | - | - | - | |
| Others | | | - | - | - | - | |
| Total Team | | | 32 | 6 | 37 | 75 | 42.67 |



Block

Avg. by set

| Rk | No | Name | Kill Blocks | Faults | Rebounds | Total Attempts | Note |
|-------------------|----|-------------|-------------|--------|----------|----------------|------|
| 1 | 12 | Xue Ming | 6 | 7 | 1 | 14 | 2.00 |
| 2 | 15 | Ma Yunwen | 4 | 2 | 4 | 10 | 1.33 |
| 3 | 8 | Wei Qiuyue | 2 | 2 | 3 | 7 | 0.67 |
| 4 | 6 | Zhou Suhong | 1 | - | 1 | 2 | 0.33 |
| 4 | 10 | Li Juan | 1 | 2 | 2 | 5 | 0.33 |
| - | 1 | Wang Yimei | - | - | 2 | 2 | |
| - | 3 | Yang Jie | - | - | - | - | |
| - | 4 | Shen Jingsi | - | - | - | - | |
| - | 7 | Zhang Xian | - | - | - | - | |
| - | 11 | Xu Yunli | - | - | - | - | |
| - | 14 | Chen Liyi | - | - | - | - | |
| - | 2 | Zhang Lei | - | 1 | 1 | 2 | |
| Others | | | - | - | - | - | |
| Total Team | | | 14 | 14 | 14 | 42 | 4.67 |






P-3 VOLLEYBALL • Match players ranking

FIVB 2010 Women's World Championship
Pool D




Match: 48 **Date:** 02.11.2010 **Spectators:** 670
City: Osaka
Hall: Osaka Municipal Central Gym
Match duration: **Start:** 18:45 **End:** 20:01 **Total:** 1:16

| Teams | Sets | 1 | 2 | 3 | 4 | 5 | Total |
|--------------|------|------|------|------|---|---|-------|
| DOM | 0 | 12 | 21 | 14 | | | 47 |
| CHN | 3 | 25 | 25 | 25 | | | 75 |
| Set duration | | 0:19 | 0:29 | 0:22 | | | 1:10 |



CHN • China




Serve

Avg. by set

| Rk | No | Name | Aces | Faults | Serve Hits | Total Attempts | Note |
|-------------------|----|-------------|------|--------|------------|----------------|------|
| 1 | 1 | Wang Yimei | 3 | - | 15 | 18 | 1.00 |
| 2 | 6 | Zhou Suhong | 1 | - | 15 | 16 | 0.33 |
| 2 | 15 | Ma Yunwen | 1 | 1 | 9 | 11 | 0.33 |
| 2 | 12 | Xue Ming | 1 | 1 | 7 | 9 | 0.33 |
| - | 2 | Zhang Lei | - | - | - | - | |
| - | 3 | Yang Jie | - | - | - | - | |
| - | 4 | Shen Jingsi | - | - | - | - | |
| - | 7 | Zhang Xian | - | - | - | - | |
| - | 8 | Wei Qiuyue | - | - | 9 | 9 | |
| - | 11 | Xu Yunli | - | - | - | - | |
| - | 14 | Chen Liyi | - | - | - | - | |
| - | 10 | Li Juan | - | 1 | 8 | 9 | |
| Others | | | - | - | - | - | |
| Total Team | | | 6 | 3 | 63 | 72 | 2.00 |

Team

| | | | | | |
|-------------------------------|----|---|--|----|--|
| Opponent errors & Team faults | 23 | 6 | | 29 | |
|-------------------------------|----|---|--|----|--|



Dig

Avg. by set

| Rk | No | Name | Digs | Faults | Receptions | Total Attempts | Note |
|-------------------|----|-------------|------|--------|------------|----------------|------|
| 1 | 7 | Zhang Xian | 7 | 4 | 5 | 16 | 2.33 |
| 2 | 10 | Li Juan | 3 | 1 | 4 | 8 | 1.00 |
| 2 | 1 | Wang Yimei | 3 | 1 | 2 | 6 | 1.00 |
| 4 | 12 | Xue Ming | 2 | 1 | 5 | 8 | 0.67 |
| 4 | 6 | Zhou Suhong | 2 | 2 | 4 | 8 | 0.67 |
| 4 | 8 | Wei Qiuyue | 2 | 4 | 6 | 12 | 0.67 |
| 7 | 15 | Ma Yunwen | 1 | 1 | 3 | 5 | 0.33 |
| - | 2 | Zhang Lei | - | - | 1 | 1 | |
| - | 3 | Yang Jie | - | - | - | - | |
| - | 4 | Shen Jingsi | - | - | - | - | |
| - | 11 | Xu Yunli | - | - | - | - | |
| - | 14 | Chen Liyi | - | - | - | - | |
| Others | | | - | - | - | - | |
| Total Team | | | 20 | 14 | 30 | 64 | 6.67 |






P-3 VOLLEYBALL • Match players ranking

FIVB 2010 Women's World Championship
Pool D



Match: 48 Date: 02.11.2010 Spectators: 670
City: Osaka
Hall: Osaka Municipal Central Gym
Match duration: Start: 18:45 End: 20:01 Total: 1:16

| Teams | Sets | 1 | 2 | 3 | 4 | 5 | Total |
|--------------|------|------|------|------|---|---|-------|
| DOM | 0 | 12 | 21 | 14 | | | 47 |
| CHN | 3 | 25 | 25 | 25 | | | 75 |
| Set duration | | 0:19 | 0:29 | 0:22 | | | 1:10 |



CHN • China



Set

Avg. by set

| Rk | No | Name | Running Sets | Faults | Still Sets | Total Attempts | Note |
|-------------------|----|-------------|--------------|--------|------------|----------------|-------|
| 1 | 8 | Wei Qiuyue | 31 | 3 | 26 | 60 | 10.33 |
| - | 1 | Wang Yimei | - | - | 2 | 2 | |
| - | 2 | Zhang Lei | - | - | - | - | |
| - | 3 | Yang Jie | - | - | - | - | |
| - | 4 | Shen Jingsi | - | - | - | - | |
| - | 6 | Zhou Suhong | - | - | 6 | 6 | |
| - | 7 | Zhang Xian | - | - | 5 | 5 | |
| - | 10 | Li Juan | - | - | 1 | 1 | |
| - | 11 | Xu Yunli | - | - | - | - | |
| - | 12 | Xue Ming | - | - | 1 | 1 | |
| - | 14 | Chen Liyi | - | - | - | - | |
| - | 15 | Ma Yunwen | - | - | - | - | |
| Others | | | - | - | - | - | |
| Total Team | | | 31 | 3 | 41 | 75 | 10.33 |



Reception

Eff. %
Limit: 25.00%

| Rk | No | Name | Excellents | Faults | Serve Receptions | Total Attempts | Note |
|-------------------|----|-------------|------------|--------|------------------|----------------|-------|
| 1 | 6 | Zhou Suhong | 8 | - | 4 | 12 | 66.67 |
| 2 | 7 | Zhang Xian | 11 | 1 | 7 | 19 | 52.63 |
| - | 10 | Li Juan | 4 | - | 3 | 7 | |
| - | 2 | Zhang Lei | 1 | - | - | 1 | |
| - | 1 | Wang Yimei | - | - | - | - | |
| - | 3 | Yang Jie | - | - | - | - | |
| - | 4 | Shen Jingsi | - | - | - | - | |
| - | 8 | Wei Qiuyue | - | - | - | - | |
| - | 11 | Xu Yunli | - | - | - | - | |
| - | 12 | Xue Ming | - | - | - | - | |
| - | 14 | Chen Liyi | - | - | - | - | |
| - | 15 | Ma Yunwen | - | - | - | - | |
| Others | | | - | - | - | - | |
| Total Team | | | 24 | 1 | 14 | 39 | 58.97 |

