




P-3 VOLLEYBALL • Match players ranking

FIVB 2010 Women's World Championship
Pool C



Match: 45 **Date:** 02.11.2010 **Spectators:** 1'080
City: Matsumoto
Hall: Matsumoto City Gymnasium
Match duration: **Start:** 18:45 **End:** 20:02 **Total:** 1:17

Teams	Sets	1	2	3	4	5	Total
USA	3	25	25	25			75
KAZ	0	17	19	19			55
Set duration		0:22	0:24	0:25			1:11



USA • USA



Spike

Succ. %
Limit: 15.00%

Rk	No	Name	Spikes	Faults	Shots	Total Attempts	Note
1	15	Tom Logan	12	2	3	17	70.59
2	19	Hooker Destinee	13	1	5	19	68.42
3	11	Larson Jordan	8	1	15	24	33.33
-	7	Bown Heather	3	2	7	12	
-	16	Akinradewo Foluke	6	-	2	8	
-	9	Tamas Jennifer	2	-	1	3	
-	18	Hodge Megan	1	1	1	3	
-	12	Metcalf Nancy	-	1	1	2	
-	2	Glass Alisha	-	-	1	1	
-	4	Berg Lindsey	-	-	-	-	
-	5	Sykora Stacy	-	-	-	-	
-	8	Barboza Cynthia	-	-	-	-	
Others			-	-	-	-	
Total Team			45	8	36	89	50.56



Block

Avg. by set

Rk	No	Name	Kill Blocks	Faults	Rebounds	Total Attempts	Note
1	19	Hooker Destinee	2	1	2	5	0.67
2	2	Glass Alisha	1	-	6	7	0.33
2	7	Bown Heather	1	-	7	8	0.33
2	12	Metcalf Nancy	1	1	1	3	0.33
2	16	Akinradewo Foluke	1	3	4	8	0.33
2	11	Larson Jordan	1	2	2	5	0.33
-	4	Berg Lindsey	-	-	-	-	
-	5	Sykora Stacy	-	-	-	-	
-	8	Barboza Cynthia	-	-	-	-	
-	18	Hodge Megan	-	-	1	1	
-	15	Tom Logan	-	4	6	10	
-	9	Tamas Jennifer	-	1	1	2	
Others			-	-	-	-	
Total Team			7	12	30	49	2.33





P-3 VOLLEYBALL • Match players ranking

FIVB 2010 Women's World Championship
Pool C



Match: 45 **Date:** 02.11.2010 **Spectators:** 1'080
City: Matsumoto
Hall: Matsumoto City Gymnasium
Match duration: **Start:** 18:45 **End:** 20:02 **Total:** 1:17

Teams	Sets	1	2	3	4	5	Total
USA	3	25	25	25			75
KAZ	0	17	19	19			55
Set duration		0:22	0:24	0:25			1:11



USA • USA



Serve

Avg. by set

Rk	No	Name	Aces	Faults	Serve Hits	Total Attempts	Note
1	7	Bown Heather	1	2	8	11	0.33
1	15	Tom Logan	1	4	12	17	0.33
-	5	Sykora Stacy	-	-	-	-	
-	8	Barboza Cynthia	-	-	-	-	
-	9	Tamas Jennifer	-	-	2	2	
-	16	Akinradewo Foluke	-	-	8	8	
-	2	Glass Alisha	-	2	11	13	
-	19	Hooker Destinee	-	1	5	6	
-	11	Larson Jordan	-	2	9	11	
-	4	Berg Lindsey	-	1	1	2	
-	12	Metcalfe Nancy	-	1	1	2	
-	18	Hodge Megan	-	1	-	1	
Others			-	-	-	-	
Total Team			2	14	57	73	0.67

Team

Opponent errors & Team faults	21	3		24	
-------------------------------	----	---	--	----	--



Dig

Avg. by set

Rk	No	Name	Digs	Faults	Receptions	Total Attempts	Note
1	5	Sykora Stacy	16	2	10	28	5.33
2	15	Tom Logan	8	2	9	19	2.67
3	2	Glass Alisha	6	5	5	16	2.00
4	19	Hooker Destinee	4	4	3	11	1.33
5	11	Larson Jordan	3	-	4	7	1.00
6	4	Berg Lindsey	1	-	1	2	0.33
6	12	Metcalfe Nancy	1	-	1	2	0.33
-	8	Barboza Cynthia	-	-	-	-	
-	18	Hodge Megan	-	-	1	1	
-	7	Bown Heather	-	1	4	5	
-	16	Akinradewo Foluke	-	1	1	2	
-	9	Tamas Jennifer	-	1	-	1	
Others			-	-	-	-	
Total Team			39	16	39	94	13.00





P-3 VOLLEYBALL • Match players ranking

FIVB 2010 Women's World Championship
Pool C



Match: 45 Date: 02.11.2010 Spectators: 1'080
City: Matsumoto
Hall: Matsumoto City Gymnasium
Match duration: Start: 18:45 End: 20:02 Total: 1:17

Teams	Sets	1	2	3	4	5	Total
USA	3	25	25	25			75
KAZ	0	17	19	19			55
Set duration		0:22	0:24	0:25			1:11




USA • USA



Set

Avg. by set

Rk	No	Name	Running Sets	Faults	Still Sets	Total Attempts	Note
1	2	Glass Alisha	34	-	31	65	11.33
2	4	Berg Lindsey	1	-	4	5	0.33
-	5	Sykora Stacy	-	-	-	-	
-	7	Bown Heather	-	-	1	1	
-	8	Barboza Cynthia	-	-	-	-	
-	9	Tamas Jennifer	-	-	-	-	
-	11	Larson Jordan	-	-	1	1	
-	12	Metcalf Nancy	-	-	-	-	
-	15	Tom Logan	-	-	1	1	
-	18	Hodge Megan	-	-	-	-	
-	19	Hooker Destinee	-	-	-	-	
-	16	Akinradewo Foluke	-	1	1	2	
Others			-	-	-	-	
Total Team			35	1	39	75	11.67



Reception

Eff. %
Limit: 25.00%

Rk	No	Name	Excellents	Faults	Serve Receptions	Total Attempts	Note
1	15	Tom Logan	12	1	3	16	68.75
2	11	Larson Jordan	15	-	12	27	55.56
-	5	Sykora Stacy	4	-	-	4	
-	2	Glass Alisha	-	-	-	-	
-	4	Berg Lindsey	-	-	-	-	
-	7	Bown Heather	-	-	-	-	
-	8	Barboza Cynthia	-	-	-	-	
-	9	Tamas Jennifer	-	-	-	-	
-	12	Metcalf Nancy	-	-	-	-	
-	16	Akinradewo Foluke	-	-	-	-	
-	18	Hodge Megan	-	-	-	-	
-	19	Hooker Destinee	-	-	-	-	
Others			-	-	-	-	
Total Team			31	1	15	47	63.83





P-3 VOLLEYBALL • Match players ranking


FIVB 2010 Women's World Championship
Pool C



Match: 45 **Date:** 02.11.2010 **Spectators:** 1'080
City: Matsumoto
Hall: Matsumoto City Gymnasium
Match duration: **Start:** 18:45 **End:** 20:02 **Total:** 1:17

Teams	Sets	1	2	3	4	5	Total
USA	3	25	25	25			75
KAZ	0	17	19	19			55
Set duration		0:22	0:24	0:25			1:11


KAZ • Kazakhstan



Spike

Succ. %
Limit: 15.00%

Rk	No	Name	Spikes	Faults	Shots	Total Attempts	Note
1	3	Jarlagassova Sana	10	4	12	26	38.46
2	16	Matveyeva Inna	5	5	8	18	27.78
3	17	Drobyshevskaya Olga	3	2	12	17	17.65
-	6	Arslanova Olessya	3	1	5	9	
-	5	Nassedkina Olga	4	-	2	6	
-	15	Anarbayeva Lyudmila	2	1	2	5	
-	13	Kutsko Yuliya	-	-	2	2	
-	8	Ishimtseva Korinna	1	-	-	1	
-	7	Omelchenko Alena	-	-	-	-	
-	9	Lukomskaya Irina	-	-	-	-	
-	10	Ezau Yelena	-	-	-	-	
-	11	Storozhenko Marina	-	-	-	-	
Others			-	-	-	-	
Total Team			28	13	43	84	33.33



Block

Avg. by set

Rk	No	Name	Kill Blocks	Faults	Rebounds	Total Attempts	Note
1	17	Drobyshevskaya Olga	3	2	1	6	1.00
2	6	Arslanova Olessya	1	-	2	3	0.33
2	5	Nassedkina Olga	1	1	5	7	0.33
2	8	Ishimtseva Korinna	1	4	2	7	0.33
-	9	Lukomskaya Irina	-	-	-	-	
-	10	Ezau Yelena	-	-	-	-	
-	11	Storozhenko Marina	-	-	-	-	
-	13	Kutsko Yuliya	-	-	2	2	
-	15	Anarbayeva Lyudmila	-	-	3	3	
-	16	Matveyeva Inna	-	3	7	10	
-	3	Jarlagassova Sana	-	2	3	5	
-	7	Omelchenko Alena	-	1	-	1	
Others			-	-	-	-	
Total Team			6	13	25	44	2.00




**P-3 VOLLEYBALL • Match players ranking**FIVB 2010 Women's World Championship
Pool C

Match: 45 **Date:** 02.11.2010 **Spectators:** 1'080
City: Matsumoto
Hall: Matsumoto City Gymnasium
Match duration: **Start:** 18:45 **End:** 20:02 **Total:** 1:17

Teams	Sets	1	2	3	4	5	Total
USA	3	25	25	25			75
KAZ	0	17	19	19			55
Set duration		0:22	0:24	0:25			1:11


KAZ • Kazakhstan

Rk	No	Name	Aces	Faults	Serve Hits	Total Attempts	Note
1	7	Omelchenko Alena	1	-	2	3	0.33
1	8	Ishimtseva Korinna	1	1	10	12	0.33
-	9	Lukomskaya Irina	-	-	-	-	
-	10	Ezau Yelena	-	-	-	-	
-	11	Storozhenko Marina	-	-	-	-	
-	13	Kutsko Yuliya	-	-	-	-	
-	17	Drobyshevskaya Olga	-	1	9	10	
-	3	Jarlagassova Sana	-	1	8	9	
-	16	Matveyeva Inna	-	1	7	8	
-	5	Nassedkina Olga	-	2	6	8	
-	6	Arslanova Olessya	-	2	3	5	
-	15	Anarbayeva Lyudmila	-	1	1	2	
Others			-	-	-	-	
Total Team			2	9	46	57	0.67



Serve

Avg. by set

Team	Opponent errors & Team faults	Aces	Faults	Serve Hits	Total Attempts	Note
		19	11		30	

Rk	No	Name	Digs	Faults	Receptions	Total Attempts	Note
1	17	Drobyshevskaya Olga	5	4	9	18	1.67
1	11	Storozhenko Marina	5	6	6	17	1.67
3	8	Ishimtseva Korinna	1	4	12	17	0.33
3	3	Jarlagassova Sana	1	4	5	10	0.33
3	5	Nassedkina Olga	1	1	-	2	0.33
3	16	Matveyeva Inna	1	4	3	8	0.33
-	7	Omelchenko Alena	-	-	1	1	
-	9	Lukomskaya Irina	-	-	2	2	
-	10	Ezau Yelena	-	-	-	-	
-	13	Kutsko Yuliya	-	-	3	3	
-	15	Anarbayeva Lyudmila	-	-	1	1	
-	6	Arslanova Olessya	-	1	1	2	
Others			-	-	-	-	
Total Team			14	24	43	81	4.67



Dig

Avg. by set





P-3 VOLLEYBALL • Match players ranking


FIVB 2010 Women's World Championship
Pool C



Match: 45 **Date:** 02.11.2010 **Spectators:** 1'080
City: Matsumoto
Hall: Matsumoto City Gymnasium
Match duration: **Start:** 18:45 **End:** 20:02 **Total:** 1:17

Teams	Sets	1	2	3	4	5	Total
USA	3	25	25	25			75
KAZ	0	17	19	19			55
Set duration		0:22	0:24	0:25			1:11


KAZ • Kazakhstan



Set

Avg. by set

Rk	No	Name	Running Sets	Faults	Still Sets	Total Attempts	Note
1	8	Ishimtseva Korinna	22	1	36	59	7.33
-	3	Jarlagassova Sana	-	-	1	1	
-	5	Nassedkina Olga	-	-	3	3	
-	6	Arslanova Olessya	-	-	1	1	
-	7	Omelchenko Alena	-	-	-	-	
-	9	Lukomskaya Irina	-	-	7	7	
-	10	Ezau Yelena	-	-	-	-	
-	11	Storozhenko Marina	-	-	-	-	
-	13	Kutsko Yuliya	-	-	-	-	
-	15	Anarbayeva Lyudmila	-	-	1	1	
-	16	Matveyeva Inna	-	-	5	5	
-	17	Drobyshevskaya Olga	-	-	2	2	
Others			-	-	-	-	
Total Team			22	1	56	79	7.33



Reception

Eff. %
Limit: 25.00%

Rk	No	Name	Excellents	Faults	Serve Receptions	Total Attempts	Note
1	11	Storozhenko Marina	14	-	4	18	77.78
2	3	Jarlagassova Sana	7	2	6	15	33.33
-	16	Matveyeva Inna	8	1	4	13	
-	17	Drobyshevskaya Olga	7	1	5	13	
-	5	Nassedkina Olga	-	-	-	-	
-	6	Arslanova Olessya	-	-	-	-	
-	7	Omelchenko Alena	-	-	-	-	
-	8	Ishimtseva Korinna	-	-	-	-	
-	9	Lukomskaya Irina	-	-	-	-	
-	10	Ezau Yelena	-	-	-	-	
-	13	Kutsko Yuliya	-	-	-	-	
-	15	Anarbayeva Lyudmila	-	-	-	-	
Others			-	-	-	-	
Total Team			36	4	19	59	54.24

