



# P-3 VOLLEYBALL • Match players ranking

FIVB 2010 Women's World Championship  
Pool C




**Match:** 20 **Date:** 30.10.2010 **Spectators:** 2'320  
**City:** Matsumoto  
**Hall:** Matsumoto City Gymnasium  
**Match duration:** **Start:** 15:30 **End:** 17:08 **Total:** 1:38

Teams	Sets	1	2	3	4	5	Total
<b>THA</b>	<b>3</b>	25	25	20	25		95
<b>KAZ</b>	<b>1</b>	16	18	25	16		75
<b>Set duration</b>		0:21	0:23	0:24	0:21		1:29




## THA • Thailand



**Spike**

Succ. %  
Limit: 15.00%

Rk	No	Name	Spikes	Faults	Shots	Total Attempts	Note
1	10	Apinyapong Wilavan	10	3	6	19	52.63
2	15	Kanthong Malika	8	2	12	22	36.36
3	6	Sittirak Onuma	14	12	16	42	33.33
-	5	Thinkaow Pleumjit	10	2	3	15	
-	11	Hyapha Amporn	7	4	4	15	
-	13	Tomkom Nootsara	-	1	1	2	
-	1	Pannoy Piyanut	-	-	-	-	
-	3	Supamool Rasamee	-	-	-	-	
-	8	Kaensing Utaiwan	-	-	-	-	
-	12	Sukmak Kamonporn	-	-	-	-	
-	14	Chuewulim Sutadta	-	-	-	-	
-	18	Phanusit Em-orn	-	-	-	-	
<b>Others</b>			-	-	-	-	
<b>Total Team</b>			49	24	42	115	42.61



**Block**

Avg. by set

Rk	No	Name	Kill Blocks	Faults	Rebounds	Total Attempts	Note
1	6	Sittirak Onuma	3	2	6	11	0.75
1	15	Kanthong Malika	3	9	7	19	0.75
3	10	Apinyapong Wilavan	2	5	7	14	0.50
4	5	Thinkaow Pleumjit	1	1	5	7	0.25
4	11	Hyapha Amporn	1	5	4	10	0.25
-	1	Pannoy Piyanut	-	-	-	-	
-	3	Supamool Rasamee	-	-	-	-	
-	8	Kaensing Utaiwan	-	-	-	-	
-	12	Sukmak Kamonporn	-	-	-	-	
-	14	Chuewulim Sutadta	-	-	-	-	
-	18	Phanusit Em-orn	-	-	-	-	
-	13	Tomkom Nootsara	-	2	4	6	
<b>Others</b>			-	-	-	-	
<b>Total Team</b>			10	24	33	67	2.50





# P-3 VOLLEYBALL • Match players ranking

FIVB 2010 Women's World Championship  
Pool C




**Match:** 20 **Date:** 30.10.2010 **Spectators:** 2'320  
**City:** Matsumoto  
**Hall:** Matsumoto City Gymnasium  
**Match duration:** **Start:** 15:30 **End:** 17:08 **Total:** 1:38

Teams	Sets	1	2	3	4	5	Total
<b>THA</b>	<b>3</b>	25	25	20	25		95
<b>KAZ</b>	<b>1</b>	16	18	25	16		75
<b>Set duration</b>		0:21	0:23	0:24	0:21		1:29



## THA • Thailand




**Serve**

Avg. by set

Rk	No	Name	Aces	Faults	Serve Hits	Total Attempts	Note
1	15	Kanthong Malika	3	1	17	21	0.75
2	5	Thinkaow Pleumjit	2	-	18	20	0.50
2	10	Apinyapong Wilavan	2	-	13	15	0.50
2	13	Tomkom Nootsara	2	-	14	16	0.50
5	6	Sittirak Onuma	1	1	8	10	0.25
5	11	Hyapha Amporn	1	2	9	12	0.25
-	1	Pannoy Piyanut	-	-	-	-	
-	3	Supamool Rasamee	-	-	-	-	
-	8	Kaensing Utaiwan	-	-	-	-	
-	12	Sukmak Kamonporn	-	-	-	-	
-	14	Chuewulim Sutadta	-	-	-	-	
-	18	Phanusit Em-orn	-	-	-	-	
<b>Others</b>			-	-	-	-	
<b>Total Team</b>			11	4	79	94	2.75

**Team**

Opponent errors & Team faults	25	1		26	
-------------------------------	----	---	--	----	--



**Dig**

Avg. by set

Rk	No	Name	Digs	Faults	Receptions	Total Attempts	Note
1	15	Kanthong Malika	9	5	4	18	2.25
1	1	Pannoy Piyanut	9	6	5	20	2.25
3	10	Apinyapong Wilavan	6	1	10	17	1.50
3	6	Sittirak Onuma	6	4	3	13	1.50
5	5	Thinkaow Pleumjit	3	-	2	5	0.75
6	11	Hyapha Amporn	2	-	2	4	0.50
6	13	Tomkom Nootsara	2	3	8	13	0.50
-	3	Supamool Rasamee	-	-	-	-	
-	8	Kaensing Utaiwan	-	-	-	-	
-	14	Chuewulim Sutadta	-	-	-	-	
-	18	Phanusit Em-orn	-	-	-	-	
-	12	Sukmak Kamonporn	-	1	-	1	
<b>Others</b>			-	-	-	-	
<b>Total Team</b>			37	20	34	91	9.25





# P-3 VOLLEYBALL • Match players ranking

FIVB 2010 Women's World Championship  
Pool C




**Match:** 20 **Date:** 30.10.2010 **Spectators:** 2'320  
**City:** Matsumoto  
**Hall:** Matsumoto City Gymnasium  
**Match duration:** **Start:** 15:30 **End:** 17:08 **Total:** 1:38

Teams	Sets	1	2	3	4	5	Total
THA	3	25	25	20	25		95
KAZ	1	16	18	25	16		75
Set duration		0:21	0:23	0:24	0:21		1:29




## THA • Thailand



**Set**

Avg. by set

Rk	No	Name	Running Sets	Faults	Still Sets	Total Attempts	Note
1	13	Tomkom Nootsara	59	-	31	90	14.75
-	1	Pannoy Piyanut	-	-	-	-	
-	3	Supamool Rasamee	-	-	-	-	
-	5	Thinkaow Pleumjit	-	-	-	-	
-	6	Sittirak Onuma	-	-	4	4	
-	8	Kaensing Utaiwan	-	-	-	-	
-	11	Hyapha Amporn	-	-	-	-	
-	12	Sukmak Kamonporn	-	-	-	-	
-	14	Chuewulim Sutadta	-	-	-	-	
-	15	Kanthong Malika	-	-	7	7	
-	18	Phanusit Em-orn	-	-	-	-	
-	10	Apinyapong Wilavan	-	1	5	6	
<b>Others</b>			-	-	-	-	
<b>Total Team</b>			59	1	47	107	14.75



**Reception**

Eff. %  
Limit: 25.00%

Rk	No	Name	Excellents	Faults	Serve Receptions	Total Attempts	Note
1	10	Apinyapong Wilavan	19	-	5	24	79.17
2	15	Kanthong Malika	12	-	12	24	50.00
-	1	Pannoy Piyanut	10	1	1	12	
-	6	Sittirak Onuma	2	-	4	6	
-	11	Hyapha Amporn	-	-	2	2	
-	3	Supamool Rasamee	-	-	-	-	
-	5	Thinkaow Pleumjit	-	-	-	-	
-	8	Kaensing Utaiwan	-	-	-	-	
-	12	Sukmak Kamonporn	-	-	-	-	
-	13	Tomkom Nootsara	-	-	-	-	
-	14	Chuewulim Sutadta	-	-	-	-	
-	18	Phanusit Em-orn	-	-	-	-	
<b>Others</b>			-	-	-	-	
<b>Total Team</b>			43	1	24	68	61.76





# P-3 VOLLEYBALL • Match players ranking


FIVB 2010 Women's World Championship  
Pool C



**Match:** 20 **Date:** 30.10.2010 **Spectators:** 2'320  
**City:** Matsumoto  
**Hall:** Matsumoto City Gymnasium  
**Match duration:** **Start:** 15:30 **End:** 17:08 **Total:** 1:38

Teams	Sets	1	2	3	4	5	Total
THA	3	25	25	20	25		95
KAZ	1	16	18	25	16		75
Set duration		0:21	0:23	0:24	0:21		1:29


## KAZ • Kazakhstan



**Spike**

Succ. %  
Limit: 15.00%

Rk	No	Name	Spikes	Faults	Shots	Total Attempts	Note
1	16	Matveyeva Inna	15	5	14	34	44.12
2	17	Drobyshevskaya Olga	13	8	9	30	43.33
3	3	Jarlagassova Sana	3	6	10	19	15.79
-	5	Nassedkina Olga	5	2	7	14	
-	6	Arslanova Olessya	3	1	5	9	
-	15	Anarbayeva Lyudmila	5	-	1	6	
-	8	Ishimtseva Korinna	1	-	-	1	
-	1	Zhukova Natalya	-	-	-	-	
-	9	Lukomskaya Irina	-	-	-	-	
-	10	Ezau Yelena	-	-	-	-	
-	12	Zaitseva Irina	-	-	-	-	
-	13	Kutsko Yuliya	-	-	-	-	
<b>Others</b>			-	-	-	-	
<b>Total Team</b>			45	22	46	113	39.82



**Block**

Avg. by set

Rk	No	Name	Kill Blocks	Faults	Rebounds	Total Attempts	Note
1	8	Ishimtseva Korinna	4	2	2	8	1.00
1	17	Drobyshevskaya Olga	4	3	-	7	1.00
3	16	Matveyeva Inna	3	4	8	15	0.75
4	3	Jarlagassova Sana	2	3	6	11	0.50
5	6	Arslanova Olessya	1	2	5	8	0.25
-	1	Zhukova Natalya	-	-	-	-	
-	10	Ezau Yelena	-	-	-	-	
-	12	Zaitseva Irina	-	-	-	-	
-	13	Kutsko Yuliya	-	-	-	-	
-	5	Nassedkina Olga	-	3	11	14	
-	15	Anarbayeva Lyudmila	-	2	2	4	
-	9	Lukomskaya Irina	-	1	-	1	
<b>Others</b>			-	-	-	-	
<b>Total Team</b>			14	20	34	68	3.50





# P-3 VOLLEYBALL • Match players ranking


FIVB 2010 Women's World Championship  
Pool C



**Match:** 20 **Date:** 30.10.2010 **Spectators:** 2'320  
**City:** Matsumoto  
**Hall:** Matsumoto City Gymnasium  
**Match duration:** **Start:** 15:30 **End:** 17:08 **Total:** 1:38

Teams	Sets	1	2	3	4	5	Total
THA	3	25	25	20	25		95
KAZ	1	16	18	25	16		75
Set duration		0:21	0:23	0:24	0:21		1:29

## KAZ • Kazakhstan




**Serve**

Avg. by set

Rk	No	Name	Aces	Faults	Serve Hits	Total Attempts	Note
1	17	Drobyshevskaya Olga	1	1	13	15	0.25
-	1	Zhukova Natalya	-	-	-	-	
-	5	Nassedkina Olga	-	-	9	9	
-	9	Lukomskaya Irina	-	-	4	4	
-	10	Ezau Yelena	-	-	-	-	
-	12	Zaitseva Irina	-	-	-	-	
-	13	Kutsko Yuliya	-	-	-	-	
-	3	Jarlagassova Sana	-	1	15	16	
-	8	Ishimtseva Korinna	-	1	13	14	
-	16	Matveyeva Inna	-	2	8	10	
-	6	Arslanova Olessya	-	1	2	3	
-	15	Anarbayeva Lyudmila	-	2	3	5	
<b>Others</b>			-	-	-	-	
<b>Total Team</b>			1	8	67	76	0.25

### Team

Opponent errors & Team faults	15	2		17	
-------------------------------	----	---	--	----	--



**Dig**

Avg. by set


Rk	No	Name	Digs	Faults	Receptions	Total Attempts	Note
1	10	Ezau Yelena	12	6	7	25	3.00
2	16	Matveyeva Inna	5	4	9	18	1.25
2	17	Drobyshevskaya Olga	5	7	4	16	1.25
4	3	Jarlagassova Sana	4	4	3	11	1.00
5	8	Ishimtseva Korinna	2	5	4	11	0.50
5	9	Lukomskaya Irina	2	3	1	6	0.50
7	5	Nassedkina Olga	1	-	1	2	0.25
-	1	Zhukova Natalya	-	-	-	-	
-	12	Zaitseva Irina	-	-	-	-	
-	13	Kutsko Yuliya	-	-	-	-	
-	6	Arslanova Olessya	-	1	3	4	
-	15	Anarbayeva Lyudmila	-	1	1	2	
<b>Others</b>			-	-	-	-	
<b>Total Team</b>			31	31	33	95	7.75



**P-3 VOLLEYBALL • Match players ranking**FIVB 2010 Women's World Championship  
Pool C

**Match:** 20 **Date:** 30.10.2010 **Spectators:** 2'320  
**City:** Matsumoto  
**Hall:** Matsumoto City Gymnasium  
**Match duration:** **Start:** 15:30 **End:** 17:08 **Total:** 1:38


Teams	Sets	1	2	3	4	5	Total
THA	3	25	25	20	25		95
KAZ	1	16	18	25	16		75
Set duration		0:21	0:23	0:24	0:21		1:29


**KAZ • Kazakhstan**


**Set**

Avg. by set

Rk	No	Name	Running Sets	Faults	Still Sets	Total Attempts	Note
1	8	Ishimtseva Korinna	50	1	27	78	12.50
2	9	Lukomskaya Irina	9	2	8	19	2.25
-	1	Zhukova Natalya	-	-	-	-	
-	3	Jarlagassova Sana	-	-	1	1	
-	5	Nassedkina Olga	-	-	5	5	
-	6	Arslanova Olessya	-	-	-	-	
-	10	Ezau Yelena	-	-	-	-	
-	12	Zaitseva Irina	-	-	-	-	
-	13	Kutsko Yuliya	-	-	-	-	
-	15	Anarbayeva Lyudmila	-	-	-	-	
-	16	Matveyeva Inna	-	-	3	3	
-	17	Drobyshevskaya Olga	-	-	2	2	
<b>Others</b>			-	-	-	-	
<b>Total Team</b>			59	3	46	108	14.75



**Reception**

Eff. %  
Limit: 25.00%

Rk	No	Name	Excellents	Faults	Serve Receptions	Total Attempts	Note
1	16	Matveyeva Inna	21	2	5	28	67.86
2	17	Drobyshevskaya Olga	13	3	12	28	35.71
-	10	Ezau Yelena	14	1	6	21	
-	3	Jarlagassova Sana	3	3	7	13	
-	1	Zhukova Natalya	-	-	-	-	
-	5	Nassedkina Olga	-	-	-	-	
-	6	Arslanova Olessya	-	-	-	-	
-	8	Ishimtseva Korinna	-	-	-	-	
-	9	Lukomskaya Irina	-	-	-	-	
-	12	Zaitseva Irina	-	-	-	-	
-	13	Kutsko Yuliya	-	-	-	-	
-	15	Anarbayeva Lyudmila	-	-	-	-	
<b>Others</b>			-	-	-	-	
<b>Total Team</b>			51	9	30	90	46.67

