



P-3 VOLLEYBALL • Match players ranking

FIVB 2010 Women's World Championship
Pool C




Match: 8 **Date:** 29.10.2010 **Spectators:** 1'740
City: Matsumoto
Hall: Matsumoto City Gymnasium
Match duration: **Start:** 16:15 **End:** 18:03 **Total:** 1:48

| Teams | Sets | 1 | 2 | 3 | 4 | 5 | Total |
|---------------------|----------|------|------|------|------|---|-------|
| USA | 3 | 23 | 25 | 25 | 25 | | 98 |
| THA | 1 | 25 | 17 | 17 | 21 | | 80 |
| Set duration | | 0:25 | 0:24 | 0:23 | 0:27 | | 1:39 |



USA • USA



Spike

Succ. %
Limit: 15.00%

| Rk | No | Name | Spikes | Faults | Shots | Total Attempts | Note |
|-------------------|----|-------------------|--------|--------|-------|----------------|-------|
| 1 | 19 | Hooker Destinee | 26 | 2 | 14 | 42 | 61.90 |
| 2 | 11 | Larson Jordan | 10 | - | 12 | 22 | 45.45 |
| 3 | 15 | Tom Logan | 10 | 7 | 13 | 30 | 33.33 |
| - | 16 | Akinradewo Foluke | 9 | 2 | 2 | 13 | |
| - | 7 | Bown Heather | 4 | 1 | 6 | 11 | |
| - | 2 | Glass Alisha | 1 | - | 1 | 2 | |
| - | 1 | Nnamani Ogonna | - | - | - | - | |
| - | 4 | Berg Lindsey | - | - | - | - | |
| - | 5 | Sykora Stacy | - | - | - | - | |
| - | 8 | Barboza Cynthia | - | - | - | - | |
| - | 9 | Tamas Jennifer | - | - | - | - | |
| - | 18 | Hodge Megan | - | - | - | - | |
| Others | | | - | - | - | - | |
| Total Team | | | 60 | 12 | 48 | 120 | 50.00 |



Block

Avg. by set

| Rk | No | Name | Kill Blocks | Faults | Rebounds | Total Attempts | Note |
|-------------------|----|-------------------|-------------|--------|----------|----------------|------|
| 1 | 7 | Bown Heather | 6 | 5 | 17 | 28 | 1.50 |
| 2 | 16 | Akinradewo Foluke | 3 | 4 | 4 | 11 | 0.75 |
| 2 | 11 | Larson Jordan | 3 | 6 | 7 | 16 | 0.75 |
| 4 | 15 | Tom Logan | 2 | 1 | 4 | 7 | 0.50 |
| 4 | 2 | Glass Alisha | 2 | 3 | 10 | 15 | 0.50 |
| 6 | 19 | Hooker Destinee | 1 | 2 | 1 | 4 | 0.25 |
| - | 1 | Nnamani Ogonna | - | - | - | - | |
| - | 4 | Berg Lindsey | - | - | - | - | |
| - | 5 | Sykora Stacy | - | - | - | - | |
| - | 8 | Barboza Cynthia | - | - | - | - | |
| - | 9 | Tamas Jennifer | - | - | - | - | |
| - | 18 | Hodge Megan | - | - | - | - | |
| Others | | | - | - | - | - | |
| Total Team | | | 17 | 21 | 43 | 81 | 4.25 |





P-3 VOLLEYBALL • Match players ranking

FIVB 2010 Women's World Championship
Pool C



Match: 8 **Date:** 29.10.2010 **Spectators:** 1'740
City: Matsumoto
Hall: Matsumoto City Gymnasium
Match duration: **Start:** 16:15 **End:** 18:03 **Total:** 1:48

| Teams | Sets | 1 | 2 | 3 | 4 | 5 | Total |
|---------------------|----------|------|------|------|------|---|-------|
| USA | 3 | 23 | 25 | 25 | 25 | | 98 |
| THA | 1 | 25 | 17 | 17 | 21 | | 80 |
| Set duration | | 0:25 | 0:24 | 0:23 | 0:27 | | 1:39 |



USA • USA



Serve

Avg. by set

| Rk | No | Name | Aces | Faults | Serve Hits | Total Attempts | Note |
|-------------------|----|-------------------|------|--------|------------|----------------|------|
| 1 | 19 | Hooker Destinee | 1 | 1 | 20 | 22 | 0.25 |
| - | 1 | Nnamani Ogonna | - | - | - | - | |
| - | 2 | Glass Alisha | - | - | 13 | 13 | |
| - | 4 | Berg Lindsey | - | - | - | - | |
| - | 5 | Sykora Stacy | - | - | - | - | |
| - | 8 | Barboza Cynthia | - | - | 1 | 1 | |
| - | 9 | Tamas Jennifer | - | - | - | - | |
| - | 16 | Akinradewo Foluke | - | - | 17 | 17 | |
| - | 18 | Hodge Megan | - | - | - | - | |
| - | 11 | Larson Jordan | - | 2 | 13 | 15 | |
| - | 7 | Bown Heather | - | 3 | 14 | 17 | |
| - | 15 | Tom Logan | - | 6 | 6 | 12 | |
| Others | | | - | - | - | - | |
| Total Team | | | 1 | 12 | 84 | 97 | 0.25 |

Team

| | | | | | |
|-------------------------------|----|----|--|----|--|
| Opponent errors & Team faults | 20 | 11 | | 31 | |
|-------------------------------|----|----|--|----|--|



Dig

Avg. by set

| Rk | No | Name | Digs | Faults | Receptions | Total Attempts | Note |
|-------------------|----|-------------------|------|--------|------------|----------------|------|
| 1 | 5 | Sykora Stacy | 15 | 3 | 15 | 33 | 3.75 |
| 2 | 11 | Larson Jordan | 6 | 2 | 6 | 14 | 1.50 |
| 3 | 19 | Hooker Destinee | 5 | 2 | 10 | 17 | 1.25 |
| 3 | 2 | Glass Alisha | 5 | 3 | 15 | 23 | 1.25 |
| 3 | 15 | Tom Logan | 5 | 4 | 11 | 20 | 1.25 |
| 6 | 7 | Bown Heather | 1 | 2 | 6 | 9 | 0.25 |
| - | 1 | Nnamani Ogonna | - | - | - | - | |
| - | 4 | Berg Lindsey | - | - | - | - | |
| - | 9 | Tamas Jennifer | - | - | - | - | |
| - | 18 | Hodge Megan | - | - | - | - | |
| - | 16 | Akinradewo Foluke | - | 1 | 1 | 2 | |
| - | 8 | Barboza Cynthia | - | 1 | - | 1 | |
| Others | | | - | - | - | - | |
| Total Team | | | 37 | 18 | 64 | 119 | 9.25 |






P-3 VOLLEYBALL • Match players ranking

FIVB 2010 Women's World Championship
Pool C



Match: 8 **Date:** 29.10.2010 **Spectators:** 1'740
City: Matsumoto
Hall: Matsumoto City Gymnasium
Match duration: **Start:** 16:15 **End:** 18:03 **Total:** 1:48

| Teams | Sets | 1 | 2 | 3 | 4 | 5 | Total |
|---------------------|----------|------|------|------|------|---|-------|
| USA | 3 | 23 | 25 | 25 | 25 | | 98 |
| THA | 1 | 25 | 17 | 17 | 21 | | 80 |
| Set duration | | 0:25 | 0:24 | 0:23 | 0:27 | | 1:39 |



USA • USA



Set

Avg. by set

| Rk | No | Name | Running Sets | Faults | Still Sets | Total Attempts | Note |
|-------------------|----|-------------------|--------------|--------|------------|----------------|-------|
| 1 | 2 | Glass Alisha | 44 | 3 | 50 | 97 | 11.00 |
| 2 | 15 | Tom Logan | 1 | - | 5 | 6 | 0.25 |
| - | 1 | Nnamani Ogonna | - | - | - | - | |
| - | 4 | Berg Lindsey | - | - | - | - | |
| - | 5 | Sykora Stacy | - | - | - | - | |
| - | 7 | Bown Heather | - | - | - | - | |
| - | 8 | Barboza Cynthia | - | - | - | - | |
| - | 9 | Tamas Jennifer | - | - | - | - | |
| - | 11 | Larson Jordan | - | - | 5 | 5 | |
| - | 16 | Akinradewo Foluke | - | - | 1 | 1 | |
| - | 18 | Hodge Megan | - | - | - | - | |
| - | 19 | Hooker Destinee | - | - | - | - | |
| Others | | | - | - | - | - | |
| Total Team | | | 45 | 3 | 61 | 109 | 11.25 |



Reception

Eff. %
Limit: 25.00%

| Rk | No | Name | Excellents | Faults | Serve Receptions | Total Attempts | Note |
|-------------------|----|-------------------|------------|--------|------------------|----------------|-------|
| 1 | 11 | Larson Jordan | 20 | 1 | 9 | 30 | 63.33 |
| 2 | 15 | Tom Logan | 16 | 2 | 9 | 27 | 51.85 |
| - | 5 | Sykora Stacy | 7 | - | 6 | 13 | |
| - | 16 | Akinradewo Foluke | 2 | - | - | 2 | |
| - | 7 | Bown Heather | 1 | - | - | 1 | |
| - | 1 | Nnamani Ogonna | - | - | - | - | |
| - | 2 | Glass Alisha | - | - | - | - | |
| - | 4 | Berg Lindsey | - | - | - | - | |
| - | 8 | Barboza Cynthia | - | - | - | - | |
| - | 9 | Tamas Jennifer | - | - | - | - | |
| - | 18 | Hodge Megan | - | - | - | - | |
| - | 19 | Hooker Destinee | - | - | - | - | |
| Others | | | - | - | - | - | |
| Total Team | | | 46 | 3 | 24 | 73 | 58.90 |





P-3 VOLLEYBALL • Match players ranking

FIVB 2010 Women's World Championship
Pool C



Match: 8 **Date:** 29.10.2010 **Spectators:** 1'740
City: Matsumoto
Hall: Matsumoto City Gymnasium
Match duration: **Start:** 16:15 **End:** 18:03 **Total:** 1:48

| Teams | Sets | 1 | 2 | 3 | 4 | 5 | Total |
|---------------------|----------|------|------|------|------|---|-------|
| USA | 3 | 23 | 25 | 25 | 25 | | 98 |
| THA | 1 | 25 | 17 | 17 | 21 | | 80 |
| Set duration | | 0:25 | 0:24 | 0:23 | 0:27 | | 1:39 |



THA • Thailand



Spike

Succ. %
Limit: 15.00%

| Rk | No | Name | Spikes | Faults | Shots | Total Attempts | Note |
|-------------------|----|--------------------|--------|--------|-------|----------------|-------|
| 1 | 5 | Thinkaow Pleumjit | 9 | 1 | 14 | 24 | 37.50 |
| 2 | 6 | Sittirak Onuma | 17 | 11 | 23 | 51 | 33.33 |
| 3 | 15 | Kanthong Malika | 8 | 7 | 11 | 26 | 30.77 |
| 4 | 10 | Apinyapong Wilavan | 6 | 6 | 13 | 25 | 24.00 |
| - | 11 | Hyapha Amporn | 7 | 4 | 5 | 16 | |
| - | 8 | Kaensing Utaiwan | - | - | 2 | 2 | |
| - | 18 | Phanusit Em-orn | - | - | 1 | 1 | |
| - | 1 | Pannoy Piyanut | - | - | - | - | |
| - | 3 | Supamool Rasamee | - | - | - | - | |
| - | 12 | Sukmak Kamonporn | - | - | - | - | |
| - | 13 | Tomkom Nootsara | - | - | - | - | |
| - | 14 | Chuewulim Sutadta | - | - | - | - | |
| Others | | | - | - | - | - | |
| Total Team | | | 47 | 29 | 69 | 145 | 32.41 |



Block

Avg. by set

| Rk | No | Name | Kill Blocks | Faults | Rebounds | Total Attempts | Note |
|-------------------|----|--------------------|-------------|--------|----------|----------------|------|
| 1 | 10 | Apinyapong Wilavan | 2 | 3 | 1 | 6 | 0.50 |
| 2 | 8 | Kaensing Utaiwan | 1 | - | - | 1 | 0.25 |
| 2 | 13 | Tomkom Nootsara | 1 | 1 | 7 | 9 | 0.25 |
| 2 | 11 | Hyapha Amporn | 1 | 2 | 3 | 6 | 0.25 |
| 2 | 5 | Thinkaow Pleumjit | 1 | 10 | 11 | 22 | 0.25 |
| - | 1 | Pannoy Piyanut | - | - | - | - | |
| - | 3 | Supamool Rasamee | - | - | - | - | |
| - | 12 | Sukmak Kamonporn | - | - | - | - | |
| - | 14 | Chuewulim Sutadta | - | - | - | - | |
| - | 15 | Kanthong Malika | - | 2 | 3 | 5 | |
| - | 6 | Sittirak Onuma | - | 5 | 4 | 9 | |
| - | 18 | Phanusit Em-orn | - | 1 | - | 1 | |
| Others | | | - | - | - | - | |
| Total Team | | | 6 | 24 | 29 | 59 | 1.50 |





P-3 VOLLEYBALL • Match players ranking

FIVB 2010 Women's World Championship
Pool C



Match: 8 **Date:** 29.10.2010 **Spectators:** 1'740
City: Matsumoto
Hall: Matsumoto City Gymnasium
Match duration: **Start:** 16:15 **End:** 18:03 **Total:** 1:48

| Teams | Sets | 1 | 2 | 3 | 4 | 5 | Total |
|--------------|------|------|------|------|------|---|-------|
| USA | 3 | 23 | 25 | 25 | 25 | | 98 |
| THA | 1 | 25 | 17 | 17 | 21 | | 80 |
| Set duration | | 0:25 | 0:24 | 0:23 | 0:27 | | 1:39 |



THA • Thailand



Serve

Avg. by set

| Rk | No | Name | Aces | Faults | Serve Hits | Total Attempts | Note |
|-------------------|----|--------------------|------|--------|------------|----------------|------|
| 1 | 11 | Hyapha Amporn | 2 | 1 | 11 | 14 | 0.50 |
| 2 | 5 | Thinkaow Pleumjit | 1 | 1 | 13 | 15 | 0.25 |
| 2 | 6 | Sittirak Onuma | 1 | 3 | 9 | 13 | 0.25 |
| - | 1 | Pannoy Piyanut | - | - | - | - | |
| - | 3 | Supamool Rasamee | - | - | - | - | |
| - | 8 | Kaensing Utaiwan | - | - | 1 | 1 | |
| - | 12 | Sukmak Kamonporn | - | - | 2 | 2 | |
| - | 14 | Chuewulim Sutadta | - | - | 2 | 2 | |
| - | 15 | Kanthong Malika | - | - | 9 | 9 | |
| - | 18 | Phanusit Em-orn | - | - | - | - | |
| - | 13 | Tomkom Nootsara | - | 1 | 9 | 10 | |
| - | 10 | Apinyapong Wilavan | - | 2 | 13 | 15 | |
| Others | | | - | - | - | - | |
| Total Team | | | 4 | 8 | 69 | 81 | 1.00 |

Team

| | | | | | |
|-------------------------------|----|----|--|----|--|
| Opponent errors & Team faults | 23 | 15 | | 38 | |
|-------------------------------|----|----|--|----|--|



Dig

Avg. by set

| Rk | No | Name | Digs | Faults | Receptions | Total Attempts | Note |
|-------------------|----|--------------------|------|--------|------------|----------------|------|
| 1 | 1 | Pannoy Piyanut | 8 | 3 | 13 | 24 | 2.00 |
| 1 | 15 | Kanthong Malika | 8 | 5 | 15 | 28 | 2.00 |
| 3 | 10 | Apinyapong Wilavan | 6 | 1 | 10 | 17 | 1.50 |
| 4 | 13 | Tomkom Nootsara | 4 | 2 | 7 | 13 | 1.00 |
| 4 | 6 | Sittirak Onuma | 4 | 6 | 4 | 14 | 1.00 |
| 6 | 5 | Thinkaow Pleumjit | 3 | - | 8 | 11 | 0.75 |
| 7 | 11 | Hyapha Amporn | 1 | 3 | 2 | 6 | 0.25 |
| - | 3 | Supamool Rasamee | - | - | - | - | |
| - | 12 | Sukmak Kamonporn | - | - | - | - | |
| - | 14 | Chuewulim Sutadta | - | - | - | - | |
| - | 18 | Phanusit Em-orn | - | - | - | - | |
| - | 8 | Kaensing Utaiwan | - | 1 | 2 | 3 | |
| Others | | | - | - | - | - | |
| Total Team | | | 34 | 21 | 61 | 116 | 8.50 |





P-3 VOLLEYBALL • Match players ranking

FIVB 2010 Women's World Championship
Pool C




Match: 8 **Date:** 29.10.2010 **Spectators:** 1'740
City: Matsumoto
Hall: Matsumoto City Gymnasium
Match duration: **Start:** 16:15 **End:** 18:03 **Total:** 1:48

| Teams | Sets | 1 | 2 | 3 | 4 | 5 | Total |
|--------------|------|------|------|------|------|---|-------|
| USA | 3 | 23 | 25 | 25 | 25 | | 98 |
| THA | 1 | 25 | 17 | 17 | 21 | | 80 |
| Set duration | | 0:25 | 0:24 | 0:23 | 0:27 | | 1:39 |



THA • Thailand



Set

Avg. by set

| Rk | No | Name | Running Sets | Faults | Still Sets | Total Attempts | Note |
|-------------------|----|--------------------|--------------|--------|------------|----------------|-------|
| 1 | 13 | Tomkom Nootsara | 43 | - | 85 | 128 | 10.75 |
| - | 1 | Pannoy Piyanut | - | - | - | - | |
| - | 3 | Supamool Rasamee | - | - | 1 | 1 | |
| - | 5 | Thinkaow Pleumjit | - | - | - | - | |
| - | 6 | Sittirak Onuma | - | - | 1 | 1 | |
| - | 8 | Kaensing Utaiwan | - | - | - | - | |
| - | 10 | Apinyapong Wilavan | - | - | 1 | 1 | |
| - | 11 | Hyapha Amporn | - | - | - | - | |
| - | 12 | Sukmak Kamonporn | - | - | 1 | 1 | |
| - | 14 | Chuewulim Sutadta | - | - | - | - | |
| - | 15 | Kanthong Malika | - | - | 3 | 3 | |
| - | 18 | Phanusit Em-orn | - | - | - | - | |
| Others | | | - | - | - | - | |
| Total Team | | | 43 | - | 92 | 135 | 10.75 |



Reception

Eff. %
Limit: 25.00%

| Rk | No | Name | Excellents | Faults | Serve Receptions | Total Attempts | Note |
|-------------------|----|--------------------|------------|--------|------------------|----------------|-------|
| 1 | 15 | Kanthong Malika | 20 | - | 7 | 27 | 74.07 |
| 2 | 10 | Apinyapong Wilavan | 18 | - | 10 | 28 | 64.29 |
| 3 | 1 | Pannoy Piyanut | 15 | 1 | 6 | 22 | 63.64 |
| - | 6 | Sittirak Onuma | 3 | - | 4 | 7 | |
| - | 14 | Chuewulim Sutadta | - | - | 1 | 1 | |
| - | 3 | Supamool Rasamee | - | - | - | - | |
| - | 5 | Thinkaow Pleumjit | - | - | - | - | |
| - | 8 | Kaensing Utaiwan | - | - | - | - | |
| - | 11 | Hyapha Amporn | - | - | - | - | |
| - | 12 | Sukmak Kamonporn | - | - | - | - | |
| - | 13 | Tomkom Nootsara | - | - | - | - | |
| - | 18 | Phanusit Em-orn | - | - | - | - | |
| Others | | | - | - | - | - | |
| Total Team | | | 56 | 1 | 28 | 85 | 64.71 |

