



P-3 VOLLEYBALL • Match players ranking



FIVB Women's World Cup 2015

Site A - 1st Round


Match: 21 Date: 26.08.2015 Spectators: 12'000

City: Tokyo

Hall: Yoyogi National Stadium First Gymnasium

Match duration: Start: 19:20 End: 20:46 Total: 1:26


| Teams | Sets | 1 | 2 | 3 | 4 | 5 | Total |
|--------------|------|------|------|------|---|---|-------|
| JPN | 3 | 25 | 25 | 25 | | | 75 |
| KEN | 0 | 15 | 20 | 12 | | | 47 |
| Set duration | | 0:24 | 0:30 | 0:24 | | | 1:18 |

Spike

Succ. %
Limit: 15.00%

| Rk | No | Name | Spikes | Faults | Shots | Total Attempts | Note |
|-------------------|----|------------------|--------|--------|-------|----------------|-------|
| 1 | 3 | Kimura Saori | 10 | - | 4 | 14 | 71.43 |
| 2 | 21 | Otake Riho | 8 | - | 5 | 13 | 61.54 |
| 3 | 8 | Koga Sarina | 6 | 3 | 6 | 15 | 40.00 |
| - | 1 | Nagaoka Miyu | 6 | 1 | 3 | 10 | |
| - | 16 | Sakoda Saori | 1 | 3 | 4 | 8 | |
| - | 7 | Yamaguchi Mai | 2 | 1 | 2 | 5 | |
| - | 9 | Shimamura Haruyo | 1 | - | 3 | 4 | |
| - | 12 | Ishii Yuki | 3 | 1 | - | 4 | |
| - | 15 | Uchisetto Mami | - | - | 3 | 3 | |
| - | 5 | Koto Chizuru | - | - | 1 | 1 | |
| - | 19 | Miyashita Haruka | 1 | - | - | 1 | |
| - | 22 | Nabeya Yurie | 1 | - | - | 1 | |
| - | 2 | Zayasu Kotoki | - | - | - | - | |
| - | 13 | Sato Mio | - | - | - | - | |
| Others | | | - | - | - | - | |
| Total Team | | | 39 | 9 | 31 | 79 | 49.37 |



Block

Avg. by set

| Rk | No | Name | Kill Blocks | Faults | Rebounds | Total Attempts | Note |
|-------------------|----|------------------|-------------|--------|----------|----------------|------|
| 1 | 3 | Kimura Saori | 2 | 1 | 2 | 5 | 0.67 |
| 1 | 8 | Koga Sarina | 2 | 2 | 1 | 5 | 0.67 |
| 3 | 21 | Otake Riho | 1 | 7 | 3 | 11 | 0.33 |
| 3 | 7 | Yamaguchi Mai | 1 | 2 | - | 3 | 0.33 |
| - | 2 | Zayasu Kotoki | - | - | - | - | |
| - | 12 | Ishii Yuki | - | - | - | - | |
| - | 13 | Sato Mio | - | - | - | - | |
| - | 15 | Uchisetto Mami | - | - | - | - | |
| - | 16 | Sakoda Saori | - | - | - | - | |
| - | 19 | Miyashita Haruka | - | - | 1 | 1 | |
| - | 9 | Shimamura Haruyo | - | 1 | 4 | 5 | |
| - | 5 | Koto Chizuru | - | 1 | 3 | 4 | |
| - | 1 | Nagaoka Miyu | - | 3 | 3 | 6 | |
| - | 22 | Nabeya Yurie | - | 1 | - | 1 | |
| Others | | | - | - | - | - | |
| Total Team | | | 6 | 18 | 17 | 41 | 2.00 |





P-3 VOLLEYBALL • Match players ranking



FIVB Women's World Cup 2015

Site A - 1st Round


Match: 21 **Date:** 26.08.2015 **Spectators:** 12'000
City: Tokyo
Hall: Yoyogi National Stadium First Gymnasium
Match duration: **Start:** 19:20 **End:** 20:46 **Total:** 1:26

| Teams | Sets | 1 | 2 | 3 | 4 | 5 | Total |
|---------------------|----------|------|------|------|---|---|-----------|
| JPN | 3 | 25 | 25 | 25 | | | 75 |
| KEN | 0 | 15 | 20 | 12 | | | 47 |
| Set duration | | 0:24 | 0:30 | 0:24 | | | 1:18 |



JPN • Japan

| Rk | No | Name | Aces | Faults | Serve Hits | Total Attempts | Note |
|-------------------|----|------------------|------|--------|------------|----------------|------|
| 1 | 8 | Koga Sarina | 3 | - | 13 | 16 | 1.00 |
| 2 | 1 | Nagaoka Miyu | 2 | - | 8 | 10 | 0.67 |
| 2 | 21 | Otake Riho | 2 | 1 | 10 | 13 | 0.67 |
| 2 | 19 | Miyashita Haruka | 2 | 1 | 4 | 7 | 0.67 |
| 5 | 5 | Koto Chizuru | 1 | - | 3 | 4 | 0.33 |
| - | 2 | Zayasu Kotoki | - | - | - | - | |
| - | 3 | Kimura Saori | - | - | 11 | 11 | |
| - | 12 | Ishii Yuki | - | - | 1 | 1 | |
| - | 13 | Sato Mio | - | - | - | - | |
| - | 15 | Uchiseto Mami | - | - | 1 | 1 | |
| - | 16 | Sakoda Saori | - | - | 2 | 2 | |
| - | 22 | Nabeya Yurie | - | - | 3 | 3 | |
| - | 9 | Shimamura Haruyo | - | 1 | 3 | 4 | |
| - | 7 | Yamaguchi Mai | - | 1 | - | 1 | |
| Others | | | - | - | - | - | |
| Total Team | | | 10 | 4 | 59 | 73 | 3.33 |




Serve

Avg. by set

| Team | Opponent errors & Team faults | Aces | Faults | Total Attempts |
|------|-------------------------------|------|--------|----------------|
| | | 20 | - | 20 |

| Rk | No | Name | Digs | Faults | Receptions | Total Attempts | Note |
|-------------------|----|------------------|------|--------|------------|----------------|-------|
| 1 | 3 | Kimura Saori | 6 | - | 1 | 7 | 2.00 |
| 1 | 13 | Sato Mio | 6 | - | 1 | 7 | 2.00 |
| 3 | 8 | Koga Sarina | 5 | 2 | 4 | 11 | 1.67 |
| 4 | 21 | Otake Riho | 4 | 1 | 3 | 8 | 1.33 |
| 5 | 2 | Zayasu Kotoki | 3 | - | 1 | 4 | 1.00 |
| 5 | 1 | Nagaoka Miyu | 3 | 3 | 1 | 7 | 1.00 |
| 7 | 7 | Yamaguchi Mai | 2 | - | - | 2 | 0.67 |
| 7 | 19 | Miyashita Haruka | 2 | 2 | 1 | 5 | 0.67 |
| 9 | 5 | Koto Chizuru | 1 | - | - | 1 | 0.33 |
| 9 | 12 | Ishii Yuki | 1 | - | - | 1 | 0.33 |
| 9 | 22 | Nabeya Yurie | 1 | - | - | 1 | 0.33 |
| - | 15 | Uchiseto Mami | - | - | - | - | |
| - | 16 | Sakoda Saori | - | - | 1 | 1 | |
| - | 9 | Shimamura Haruyo | - | 1 | - | 1 | |
| Others | | | - | 3 | - | 3 | |
| Total Team | | | 34 | 12 | 13 | 59 | 11.33 |



Dig

Avg. by set






P-3 VOLLEYBALL • Match players ranking



FIVB Women's World Cup 2015
Site A - 1st Round

Match: 21 Date: 26.08.2015 Spectators: 12'000
City: Tokyo
Hall: Yoyogi National Stadium First Gymnasium
Match duration: Start: 19:20 End: 20:46 Total: 1:26


| Teams | Sets | 1 | 2 | 3 | 4 | 5 | Total |
|--------------|------|------|------|------|---|---|-------|
| JPN | 3 | 25 | 25 | 25 | | | 75 |
| KEN | 0 | 15 | 20 | 12 | | | 47 |
| Set duration | | 0:24 | 0:30 | 0:24 | | | 1:18 |

Set

Avg. by set

| Rk | No | Name | Running Sets | Faults | Still Sets | Total Attempts | Note |
|-------------------|----|------------------|--------------|--------|------------|----------------|------|
| 1 | 19 | Miyashita Haruka | 19 | - | 26 | 45 | 6.33 |
| 2 | 5 | Koto Chizuru | 9 | - | 12 | 21 | 3.00 |
| 3 | 22 | Nabeya Yurie | 1 | - | - | 1 | 0.33 |
| - | 1 | Nagaoka Miyu | - | - | 1 | 1 | |
| - | 2 | Zayasu Kotoki | - | - | 1 | 1 | |
| - | 3 | Kimura Saori | - | - | 1 | 1 | |
| - | 7 | Yamaguchi Mai | - | - | - | - | |
| - | 8 | Koga Sarina | - | - | - | - | |
| - | 9 | Shimamura Haruyo | - | - | - | - | |
| - | 12 | Ishii Yuki | - | - | - | - | |
| - | 13 | Sato Mio | - | - | 2 | 2 | |
| - | 15 | Uchiseto Mami | - | - | 1 | 1 | |
| - | 16 | Sakoda Saori | - | - | - | - | |
| - | 21 | Otake Riho | - | - | - | - | |
| Others | | | - | - | - | - | |
| Total Team | | | 29 | - | 44 | 73 | 9.67 |



Reception

Eff. %
Limit: 25.00%

| Rk | No | Name | Excellents | Faults | Serve Receptions | Total Attempts | Note |
|-------------------|----|------------------|------------|--------|------------------|----------------|-------|
| 1 | 8 | Koga Sarina | 14 | - | 5 | 19 | 73.68 |
| - | 2 | Zayasu Kotoki | 4 | 1 | 4 | 9 | |
| - | 3 | Kimura Saori | 7 | - | 1 | 8 | |
| - | 22 | Nabeya Yurie | 3 | 1 | - | 4 | |
| - | 12 | Ishii Yuki | 2 | - | - | 2 | |
| - | 1 | Nagaoka Miyu | - | - | 1 | 1 | |
| - | 21 | Otake Riho | 1 | - | - | 1 | |
| - | 5 | Koto Chizuru | - | - | - | - | |
| - | 7 | Yamaguchi Mai | - | - | - | - | |
| - | 9 | Shimamura Haruyo | - | - | - | - | |
| - | 13 | Sato Mio | - | - | - | - | |
| - | 15 | Uchiseto Mami | - | - | - | - | |
| - | 16 | Sakoda Saori | - | - | - | - | |
| - | 19 | Miyashita Haruka | - | - | - | - | |
| Others | | | - | 2 | - | 2 | |
| Total Team | | | 31 | 4 | 11 | 46 | 58.70 |





P-3 VOLLEYBALL • Match players ranking



FIVB Women's World Cup 2015


Site A - 1st Round

Match: 21 **Date:** 26.08.2015 **Spectators:** 12'000
City: Tokyo
Hall: Yoyogi National Stadium First Gymnasium
Match duration: Start: 19:20 End: 20:46 Total: 1:26

| Teams | Sets | 1 | 2 | 3 | 4 | 5 | Total |
|--------------|------|------|------|------|---|---|-------|
| JPN | 3 | 25 | 25 | 25 | | | 75 |
| KEN | 0 | 15 | 20 | 12 | | | 47 |
| Set duration | | 0:24 | 0:30 | 0:24 | | | 1:18 |




KEN • Kenya



Spike

Succ. %
Limit: 15.00%

| Rk | No | Name | Spikes | Faults | Shots | Total Attempts | Note |
|-------------------|----|---------------------|--------|--------|-------|----------------|-------|
| 1 | 14 | Moim Mercy | 13 | 5 | 12 | 30 | 43.33 |
| 2 | 2 | Makuto Everlyne | 5 | 3 | 7 | 15 | 33.33 |
| - | 10 | Murambi Noel | 2 | 1 | 4 | 7 | |
| - | 12 | Maiyo Lydia | 2 | 1 | 4 | 7 | |
| - | 15 | Khadambi Brackcides | 2 | 4 | 1 | 7 | |
| - | 16 | Jepngetich Ruth | 3 | 1 | 1 | 5 | |
| - | 8 | Atuka Triza | 2 | 1 | 1 | 4 | |
| - | 4 | Wangeci Esther | - | 1 | 2 | 3 | |
| - | 7 | Wanja Jannet | - | - | 1 | 1 | |
| - | 1 | Wairimu Jane | - | - | - | - | |
| - | 9 | Wanyama Elizabeth | - | - | - | - | |
| - | 18 | Biana Monica | - | - | - | - | |
| Others | | | - | - | - | - | |
| Total Team | | | 29 | 17 | 33 | 79 | 36.71 |



Block

Avg. by set

| Rk | No | Name | Kill Blocks | Faults | Rebounds | Total Attempts | Note |
|-------------------|----|---------------------|-------------|--------|----------|----------------|------|
| 1 | 2 | Makuto Everlyne | 1 | - | 1 | 2 | 0.33 |
| 1 | 7 | Wanja Jannet | 1 | - | - | 1 | 0.33 |
| 1 | 10 | Murambi Noel | 1 | 3 | - | 4 | 0.33 |
| - | 1 | Wairimu Jane | - | - | 2 | 2 | |
| - | 9 | Wanyama Elizabeth | - | - | - | - | |
| - | 18 | Biana Monica | - | - | - | - | |
| - | 14 | Moim Mercy | - | 1 | 2 | 3 | |
| - | 8 | Atuka Triza | - | 1 | 1 | 2 | |
| - | 16 | Jepngetich Ruth | - | 1 | 1 | 2 | |
| - | 4 | Wangeci Esther | - | 2 | 1 | 3 | |
| - | 15 | Khadambi Brackcides | - | 6 | 1 | 7 | |
| - | 12 | Maiyo Lydia | - | 1 | - | 1 | |
| Others | | | - | - | - | - | |
| Total Team | | | 3 | 15 | 9 | 27 | 1.00 |





P-3 VOLLEYBALL • Match players ranking



FIVB Women's World Cup 2015


Site A - 1st Round

Match: 21 **Date:** 26.08.2015 **Spectators:** 12'000
City: Tokyo
Hall: Yoyogi National Stadium First Gymnasium
Match duration: **Start:** 19:20 **End:** 20:46 **Total:** 1:26

| Teams | Sets | 1 | 2 | 3 | 4 | 5 | Total |
|---------------------|----------|------|------|------|---|---|-----------|
| JPN | 3 | 25 | 25 | 25 | | | 75 |
| KEN | 0 | 15 | 20 | 12 | | | 47 |
| Set duration | | 0:24 | 0:30 | 0:24 | | | 1:18 |



KEN • Kenya




Serve

Avg. by set

| Rk | No | Name | Aces | Faults | Serve Hits | Total Attempts | Note |
|-------------------|----|---------------------|------|--------|------------|----------------|------|
| 1 | 8 | Atuka Triza | 2 | - | 5 | 7 | 0.67 |
| 2 | 10 | Murambi Noel | 1 | - | 5 | 6 | 0.33 |
| - | 1 | Wairimu Jane | - | - | 1 | 1 | |
| - | 2 | Makuto Everlyne | - | - | 4 | 4 | |
| - | 4 | Wangepi Esther | - | - | 1 | 1 | |
| - | 9 | Wanyama Elizabeth | - | - | - | - | |
| - | 12 | Maiyo Lydia | - | - | 4 | 4 | |
| - | 14 | Moim Mercy | - | - | 6 | 6 | |
| - | 16 | Jepngetich Ruth | - | - | 4 | 4 | |
| - | 18 | Biana Monica | - | - | - | - | |
| - | 15 | Khadambi Brackcides | - | 1 | 9 | 10 | |
| - | 7 | Wanja Jannet | - | 2 | 4 | 6 | |
| Others | | | - | - | - | - | |
| Total Team | | | 3 | 3 | 43 | 49 | 1.00 |

Team

| | | | |
|-------------------------------|----|---|----|
| Opponent errors & Team faults | 12 | - | 12 |
|-------------------------------|----|---|----|



Dig

Avg. by set

| Rk | No | Name | Digs | Faults | Receptions | Total Attempts | Note |
|-------------------|----|---------------------|------|--------|------------|----------------|------|
| 1 | 15 | Khadambi Brackcides | 11 | 2 | 8 | 21 | 3.67 |
| 2 | 9 | Wanyama Elizabeth | 4 | 3 | 5 | 12 | 1.33 |
| 2 | 14 | Moim Mercy | 4 | 4 | 5 | 13 | 1.33 |
| 4 | 1 | Wairimu Jane | 2 | 2 | 3 | 7 | 0.67 |
| 5 | 4 | Wangepi Esther | 1 | - | - | 1 | 0.33 |
| 5 | 16 | Jepngetich Ruth | 1 | - | 2 | 3 | 0.33 |
| 5 | 7 | Wanja Jannet | 1 | 2 | 6 | 9 | 0.33 |
| 5 | 12 | Maiyo Lydia | 1 | 2 | 5 | 8 | 0.33 |
| 5 | 10 | Murambi Noel | 1 | 2 | 1 | 4 | 0.33 |
| - | 2 | Makuto Everlyne | - | - | 4 | 4 | |
| - | 8 | Atuka Triza | - | - | 3 | 3 | |
| - | 18 | Biana Monica | - | - | - | - | |
| Others | | | - | 11 | - | 11 | |
| Total Team | | | 26 | 28 | 42 | 96 | 8.67 |





P-3 VOLLEYBALL • Match players ranking



FIVB Women's World Cup 2015


Site A - 1st Round

Match: 21 **Date:** 26.08.2015 **Spectators:** 12'000
City: Tokyo
Hall: Yoyogi National Stadium First Gymnasium
Match duration: Start: 19:20 End: 20:46 Total: 1:26

| Teams | Sets | 1 | 2 | 3 | 4 | 5 | Total |
|--------------|------|------|------|------|---|---|-------|
| JPN | 3 | 25 | 25 | 25 | | | 75 |
| KEN | 0 | 15 | 20 | 12 | | | 47 |
| Set duration | | 0:24 | 0:30 | 0:24 | | | 1:18 |




KEN • Kenya



Set

Avg. by set

| Rk | No | Name | Running Sets | Faults | Still Sets | Total Attempts | Note |
|-------------------|----|---------------------|--------------|--------|------------|----------------|------|
| 1 | 1 | Wairimu Jane | 6 | - | 14 | 20 | 2.00 |
| 2 | 7 | Wanja Jannet | 4 | - | 39 | 43 | 1.33 |
| - | 2 | Makuto Everlyne | - | - | - | - | |
| - | 4 | Wangeci Esther | - | - | 2 | 2 | |
| - | 8 | Atuka Triza | - | - | 2 | 2 | |
| - | 9 | Wanyama Elizabeth | - | - | 3 | 3 | |
| - | 12 | Maiyo Lydia | - | - | - | - | |
| - | 14 | Moim Mercy | - | - | 3 | 3 | |
| - | 15 | Khadambi Brackcides | - | - | 4 | 4 | |
| - | 16 | Jepnetich Ruth | - | - | 1 | 1 | |
| - | 18 | Biana Monica | - | - | - | - | |
| - | 10 | Murambi Noel | - | 1 | 1 | 2 | |
| Others | | | - | - | - | - | |
| Total Team | | | 10 | 1 | 69 | 80 | 3.33 |



Reception

Eff. %
Limit: 25.00%

| Rk | No | Name | Excellents | Faults | Serve Receptions | Total Attempts | Note |
|-------------------|----|---------------------|------------|--------|------------------|----------------|-------|
| 1 | 15 | Khadambi Brackcides | 8 | 3 | 7 | 18 | 27.78 |
| 2 | 14 | Moim Mercy | 7 | 3 | 13 | 23 | 17.39 |
| - | 10 | Murambi Noel | 2 | 1 | 6 | 9 | |
| - | 9 | Wanyama Elizabeth | 1 | 1 | 4 | 6 | |
| - | 2 | Makuto Everlyne | - | - | 5 | 5 | |
| - | 4 | Wangeci Esther | - | - | 1 | 1 | |
| - | 1 | Wairimu Jane | - | - | - | - | |
| - | 7 | Wanja Jannet | - | - | - | - | |
| - | 8 | Atuka Triza | - | - | - | - | |
| - | 16 | Jepnetich Ruth | - | - | - | - | |
| - | 18 | Biana Monica | - | - | - | - | |
| - | 12 | Maiyo Lydia | - | 1 | 4 | 5 | |
| Others | | | - | 2 | - | 2 | |
| Total Team | | | 18 | 11 | 40 | 69 | 10.14 |

