

Match: 35 **Date:** 12.10.2013 **Spectators:** 600
City: Tijuana
Hall: High Performance Center Gymnasium
Match duration: Start: 12:00 End: 13:51 Total: 1:51

Teams	Sets	1	2	3	4	5	Total
GER	1	20	17	25	15		77
BRA	3	25	25	20	25		95
Set duration		0:24	0:25	0:29	0:24		1:42



GER • Germany

Spike

Succ. %
Limit: 15.00%

Rk	No	Name	Spikes	Faults	Shots	Total Attempts	Note
1	15	Schäperklaus Rebecca (MB)	10	8	6	24	41.67
2	6	Geerties Jennifer (OH)	13	8	25	46	28.26
3	5	Schwabe Katharina (OH)	7	7	21	35	20.00
-	8	Schwertmann Leonie (MB)	4	4	11	19	
-	12	Silge Wiebke (MB)	5	1	7	13	
-	2	Kemmsies Irina (S)	1	2	5	8	
-	14	Aulenbrock Carina (OP)	1	1	2	4	
-	3	Radzuweit Saskia (OH)	-	1	1	2	
-	1	Pogany Anna (L)	-	-	-	-	
-	4	Imoudu Denise (S)	-	-	-	-	
-	7	Gründing Lisa (OH)	-	-	-	-	
-	18	Ossowski Alisha (OH)	-	-	-	-	
Others			-	-	-	-	
Total Team			41	32	78	151	27.15

Block

Avg. by set


Rk	No	Name	Kill Blocks	Faults	Rebounds	Total Attempts	Note
1	15	Schäperklaus Rebecca (MB)	3	2	3	8	0.75
1	5	Schwabe Katharina (OH)	3	2	2	7	0.75
1	12	Silge Wiebke (MB)	3	5	9	17	0.75
4	14	Aulenbrock Carina (OP)	1	-	-	1	0.25
4	8	Schwertmann Leonie (MB)	1	1	7	9	0.25
4	2	Kemmsies Irina (S)	1	2	6	9	0.25
-	1	Pogany Anna (L)	-	-	-	-	
-	3	Radzuweit Saskia (OH)	-	-	-	-	
-	4	Imoudu Denise (S)	-	-	1	1	
-	7	Gründing Lisa (OH)	-	-	-	-	
-	18	Ossowski Alisha (OH)	-	-	-	-	
-	6	Geerties Jennifer (OH)	-	3	5	8	
Others			-	-	-	-	
Total Team			12	15	33	60	3.00

Match: 35 **Date:** 12.10.2013 **Spectators:** 600
City: Tijuana
Hall: High Performance Center Gymnasium
Match duration: **Start:** 12:00 **End:** 13:51 **Total:** 1:51

Teams	Sets	1	2	3	4	5	Total
GER	1	20	17	25	15		77
BRA	3	25	25	20	25		95
Set duration		0:24	0:25	0:29	0:24		1:42



GER • Germany




Serve

Avg. by set

Rk	No	Name	Aces	Faults	Serve Hits	Total Attempts	Note
1	12	Silge Wiebke (MB)	3	1	5	9	0.75
2	15	Schäperklaus Rebecca (MB)	2	-	9	11	0.50
2	6	Geerties Jennifer (OH)	2	3	17	22	0.50
-	1	Pogany Anna (L)	-	-	-	-	
-	3	Radzuweit Saskia (OH)	-	-	-	-	
-	4	Imoudu Denise (S)	-	-	1	1	
-	5	Schwabe Katharina (OH)	-	-	11	11	
-	7	Grüding Lisa (OH)	-	-	-	-	
-	18	Ossowski Alisha (OH)	-	-	-	-	
-	2	Kemmsies Irina (S)	-	1	11	12	
-	8	Schwertmann Leonie (MB)	-	1	10	11	
-	14	Aulenbrock Carina (OP)	-	1	-	1	
Others			-	-	-	-	
Total Team			7	7	64	78	1.75

Team

Opponent errors & Team faults	17	7	24
-------------------------------	----	---	----



Dig

Avg. by set

Rk	No	Name	Digs	Faults	Receptions	Total Attempts	Note
1	1	Pogany Anna (L)	5	6	35	46	1.25
2	6	Geerties Jennifer (OH)	3	6	21	30	0.75
2	5	Schwabe Katharina (OH)	3	6	15	24	0.75
4	15	Schäperklaus Rebecca (MB)	2	3	13	18	0.50
5	14	Aulenbrock Carina (OP)	1	-	1	2	0.25
5	12	Silge Wiebke (MB)	1	4	1	6	0.25
-	3	Radzuweit Saskia (OH)	-	-	-	-	
-	4	Imoudu Denise (S)	-	-	5	5	
-	7	Grüding Lisa (OH)	-	-	-	-	
-	18	Ossowski Alisha (OH)	-	-	5	5	
-	2	Kemmsies Irina (S)	-	1	19	20	
-	8	Schwertmann Leonie (MB)	-	2	3	5	
Others			-	-	-	-	
Total Team			15	28	118	161	3.75

Match: 35 **Date:** 12.10.2013 **Spectators:** 600
City: Tijuana
Hall: High Performance Center Gymnasium
Match duration: **Start:** 12:00 **End:** 13:51 **Total:** 1:51

Teams	Sets	1	2	3	4	5	Total
GER	1	20	17	25	15		77
BRA	3	25	25	20	25		95
Set duration		0:24	0:25	0:29	0:24		1:42



GER • Germany

Set

Avg. by set

Rk	No	Name	Running Sets	Faults	Still Sets	Total Attempts	Note
1	2	Kemmsies Irina (S)	8	-	92	100	2.00
2	4	Imoudu Denise (S)	2	2	18	22	0.50
-	1	Pogany Anna (L)	-	-	-	-	
-	3	Radzuweit Saskia (OH)	-	-	-	-	
-	5	Schwabe Katharina (OH)	-	-	-	-	
-	6	Geerties Jennifer (OH)	-	-	1	1	
-	7	Gründing Lisa (OH)	-	-	-	-	
-	8	Schwertmann Leonie (MB)	-	-	1	1	
-	12	Silge Wiebke (MB)	-	-	-	-	
-	14	Aulenbrock Carina (OP)	-	-	-	-	
-	15	Schäperklaus Rebecca (MB)	-	-	1	1	
-	18	Ossowski Alisha (OH)	-	-	-	-	
Others			-	-	-	-	
Total Team			10	2	113	125	2.50

Reception

Eff. %
Limit: 25.00%

Rk	No	Name	Excellents	Faults	Serve Receptions	Total Attempts	Note
1	6	Geerties Jennifer (OH)	17	1	26	44	36.36
2	1	Pogany Anna (L)	7	2	19	28	17.86
-	5	Schwabe Katharina (OH)	1	-	15	16	
-	2	Kemmsies Irina (S)	-	-	-	-	
-	3	Radzuweit Saskia (OH)	-	-	-	-	
-	4	Imoudu Denise (S)	-	-	-	-	
-	7	Gründing Lisa (OH)	-	-	-	-	
-	8	Schwertmann Leonie (MB)	-	-	-	-	
-	12	Silge Wiebke (MB)	-	-	-	-	
-	14	Aulenbrock Carina (OP)	-	-	-	-	
-	15	Schäperklaus Rebecca (MB)	-	-	-	-	
-	18	Ossowski Alisha (OH)	-	1	2	3	
Others			-	-	-	-	
Total Team			25	4	62	91	23.08

Match: 35 **Date:** 12.10.2013 **Spectators:** 600
City: Tijuana
Hall: High Performance Center Gymnasium
Match duration: Start: 12:00 End: 13:51 Total: 1:51

Teams	Sets	1	2	3	4	5	Total
GER	1	20	17	25	15		77
BRA	3	25	25	20	25		95
Set duration		0:24	0:25	0:29	0:24		1:42



BRA • Brazil

Spike

Succ. %
Limit: 15.00%

Rk	No	Name	Spikes	Faults	Shots	Total Attempts	Note
1	13	Silva Glauciele (OP)	12	3	19	34	35.29
2	2	Braga Ellen (OH)	12	8	23	43	27.91
3	12	Souza Gabriella (OH)	9	7	19	35	25.71
-	4	Jacintho Francynne (MB)	6	1	4	11	
-	3	Leão Mara (MB)	4	-	3	7	
-	5	Carrijo Juliana (S)	2	-	1	3	
-	16	Cidrão Sonaly (OP)	1	-	-	1	
-	6	Souza Larissa (MB)	-	-	-	-	
-	8	Paquiardi Isabela (OH)	-	-	-	-	
-	10	Heldes Priscila (S)	-	-	-	-	
-	15	Ferreira Santos Carla (OH)	-	-	-	-	
-	18	Guimarães Daniela (L)	-	-	-	-	
Others			-	-	-	-	
Total Team			46	19	69	134	34.33

Block

Avg. by set


Rk	No	Name	Kill Blocks	Faults	Rebounds	Total Attempts	Note
1	2	Braga Ellen (OH)	5	-	4	9	1.25
2	3	Leão Mara (MB)	4	4	8	16	1.00
3	4	Jacintho Francynne (MB)	3	4	13	20	0.75
4	10	Heldes Priscila (S)	1	-	3	4	0.25
4	12	Souza Gabriella (OH)	1	1	5	7	0.25
4	13	Silva Glauciele (OP)	1	4	6	11	0.25
-	6	Souza Larissa (MB)	-	-	-	-	
-	8	Paquiardi Isabela (OH)	-	-	-	-	
-	15	Ferreira Santos Carla (OH)	-	-	-	-	
-	16	Cidrão Sonaly (OP)	-	-	-	-	
-	18	Guimarães Daniela (L)	-	-	-	-	
-	5	Carrijo Juliana (S)	-	2	4	6	
Others			-	-	-	-	
Total Team			15	15	43	73	3.75

Match: 35 **Date:** 12.10.2013 **Spectators:** 600
City: Tijuana
Hall: High Performance Center Gymnasium
Match duration: **Start:** 12:00 **End:** 13:51 **Total:** 1:51

Teams	Sets	1	2	3	4	5	Total
GER	1	20	17	25	15		77
BRA	3	25	25	20	25		95
Set duration		0:24	0:25	0:29	0:24		1:42



BRA • Brazil




Serve

Avg. by set

Rk	No	Name	Aces	Faults	Serve Hits	Total Attempts	Note
1	4	Jacintho Francynne (MB)	1	-	12	13	0.25
1	2	Braga Ellen (OH)	1	3	14	18	0.25
-	3	Leão Mara (MB)	-	-	20	20	
-	5	Carrijo Juliana (S)	-	-	8	8	
-	6	Souza Larissa (MB)	-	-	-	-	
-	8	Paquiardi Isabela (OH)	-	-	-	-	
-	10	Heldes Priscila (S)	-	-	2	2	
-	12	Souza Gabriella (OH)	-	-	18	18	
-	13	Silva Glauciele (OP)	-	-	15	15	
-	15	Ferreira Santos Carla (OH)	-	-	-	-	
-	16	Cidrão Sonaly (OP)	-	-	-	-	
-	18	Guimarães Daniela (L)	-	-	-	-	
Others			-	-	-	-	
Total Team			2	3	89	94	0.50

Team

Opponent errors & Team faults	32	6	38
-------------------------------	----	---	----



Dig

Avg. by set

Rk	No	Name	Digs	Faults	Receptions	Total Attempts	Note
1	18	Guimarães Daniela (L)	7	6	19	32	1.75
2	13	Silva Glauciele (OP)	6	4	11	21	1.50
3	2	Braga Ellen (OH)	5	5	16	26	1.25
4	4	Jacintho Francynne (MB)	2	1	8	11	0.50
4	12	Souza Gabriella (OH)	2	7	13	22	0.50
6	5	Carrijo Juliana (S)	1	1	17	19	0.25
-	6	Souza Larissa (MB)	-	-	-	-	
-	8	Paquiardi Isabela (OH)	-	-	-	-	
-	15	Ferreira Santos Carla (OH)	-	-	-	-	
-	16	Cidrão Sonaly (OP)	-	-	-	-	
-	3	Leão Mara (MB)	-	2	8	10	
-	10	Heldes Priscila (S)	-	1	2	3	
Others			-	-	-	-	
Total Team			23	27	94	144	5.75

Match: 35 **Date:** 12.10.2013 **Spectators:** 600
City: Tijuana
Hall: High Performance Center Gymnasium
Match duration: **Start:** 12:00 **End:** 13:51 **Total:** 1:51

Teams	Sets	1	2	3	4	5	Total
GER	1	20	17	25	15		77
BRA	3	25	25	20	25		95
Set duration		0:24	0:25	0:29	0:24		1:42



BRA • Brazil

Set

Avg. by set

Rk	No	Name	Running Sets	Faults	Still Sets	Total Attempts	Note
1	5	Carrijo Juliana (S)	9	-	62	71	2.25
2	10	Heldes Priscila (S)	5	-	23	28	1.25
-	2	Braga Ellen (OH)	-	-	1	1	
-	3	Leão Mara (MB)	-	-	4	4	
-	4	Jacintho Francynne (MB)	-	-	9	9	
-	6	Souza Larissa (MB)	-	-	-	-	
-	8	Paquiardi Isabela (OH)	-	-	-	-	
-	12	Souza Gabriella (OH)	-	-	2	2	
-	13	Silva Glauciele (OP)	-	-	1	1	
-	15	Ferreira Santos Carla (OH)	-	-	-	-	
-	16	Cidrão Sonaly (OP)	-	-	-	-	
-	18	Guimarães Daniela (L)	-	-	-	-	
Others			-	-	-	-	
Total Team			14	-	102	116	3.50

Reception

Eff. %
Limit: 25.00%

Rk	No	Name	Excellents	Faults	Serve Receptions	Total Attempts	Note
1	2	Braga Ellen (OH)	6	1	12	19	26.32
2	12	Souza Gabriella (OH)	5	3	26	34	5.88
3	18	Guimarães Daniela (L)	4	3	11	18	5.56
-	3	Leão Mara (MB)	-	-	-	-	
-	4	Jacintho Francynne (MB)	-	-	-	-	
-	5	Carrijo Juliana (S)	-	-	-	-	
-	6	Souza Larissa (MB)	-	-	-	-	
-	8	Paquiardi Isabela (OH)	-	-	-	-	
-	10	Heldes Priscila (S)	-	-	-	-	
-	13	Silva Glauciele (OP)	-	-	-	-	
-	15	Ferreira Santos Carla (OH)	-	-	-	-	
-	16	Cidrão Sonaly (OP)	-	-	-	-	
Others			-	-	-	-	
Total Team			15	7	49	71	11.27