


Match: 34 **Date:** 11.10.2013 **Spectators:** 1'500
City: Tijuana
Hall: High Performance Center Gymnasium
Match duration: **Start:** 19:00 **End:** 20:25 **Total:** 1:25

| Teams | Sets | 1 | 2 | 3 | 4 | 5 | Total |
|---------------------|----------|------|------|------|---|---|-------|
| CHN | 3 | 27 | 26 | 25 | | | 78 |
| JPN | 0 | 25 | 24 | 13 | | | 62 |
| Set duration | | 0:29 | 0:28 | 0:22 | | | 1:19 |




CHN • China



Spike

Succ. %
Limit: 15.00%

| Rk | No | Name | Spikes | Faults | Shots | Total Attempts | Note |
|-------------------|----|-------------------|--------|--------|-------|----------------|-------|
| 1 | 10 | Wang Qi (OP) | 11 | 4 | 8 | 23 | 47.83 |
| 2 | 3 | Liu Yanhan (OH) | 15 | 3 | 28 | 46 | 32.61 |
| - | 5 | Yang Zhou (MB) | 8 | 1 | 6 | 15 | |
| - | 9 | Gu Xinwei (OP) | 4 | 3 | 6 | 13 | |
| - | 7 | Qiao Ting (MB) | 3 | 1 | 5 | 9 | |
| - | 12 | Yao Di (S) | 3 | - | 1 | 4 | |
| - | 6 | Zhang Xiaoya (MB) | - | - | 2 | 2 | |
| - | 1 | Zhang Yichan (OH) | - | - | - | - | |
| - | 2 | Yang Jie (OH) | - | - | - | - | |
| - | 11 | Cheng Long (S) | - | - | - | - | |
| - | 15 | Wang Lin (OH) | - | - | - | - | |
| - | 19 | Shan Danna (L) | - | - | - | - | |
| Others | | | - | - | - | - | |
| Total Team | | | 44 | 12 | 56 | 112 | 39.29 |



Block

Avg. by set


| Rk | No | Name | Kill Blocks | Faults | Rebounds | Total Attempts | Note |
|-------------------|----|-------------------|-------------|--------|----------|----------------|------|
| 1 | 3 | Liu Yanhan (OH) | 3 | 1 | 4 | 8 | 1.00 |
| 2 | 12 | Yao Di (S) | 2 | - | 8 | 10 | 0.67 |
| 2 | 5 | Yang Zhou (MB) | 2 | 1 | 10 | 13 | 0.67 |
| 2 | 7 | Qiao Ting (MB) | 2 | 1 | 4 | 7 | 0.67 |
| 5 | 2 | Yang Jie (OH) | 1 | - | - | 1 | 0.33 |
| - | 1 | Zhang Yichan (OH) | - | - | - | - | |
| - | 10 | Wang Qi (OP) | - | - | 3 | 3 | |
| - | 11 | Cheng Long (S) | - | - | - | - | |
| - | 15 | Wang Lin (OH) | - | - | - | - | |
| - | 19 | Shan Danna (L) | - | - | - | - | |
| - | 9 | Gu Xinwei (OP) | - | 1 | 6 | 7 | |
| - | 6 | Zhang Xiaoya (MB) | - | 1 | 3 | 4 | |
| Others | | | - | - | - | - | |
| Total Team | | | 10 | 5 | 38 | 53 | 3.33 |

Match: 34 **Date:** 11.10.2013 **Spectators:** 1'500
City: Tijuana
Hall: High Performance Center Gymnasium
Match duration: **Start:** 19:00 **End:** 20:25 **Total:** 1:25

| Teams | Sets | 1 | 2 | 3 | 4 | 5 | Total |
|---------------------|----------|------|------|------|---|---|-------|
| CHN | 3 | 27 | 26 | 25 | | | 78 |
| JPN | 0 | 25 | 24 | 13 | | | 62 |
| Set duration | | 0:29 | 0:28 | 0:22 | | | 1:19 |




CHN • China



| Rk | No | Name | Aces | Faults | Serve Hits | Total Attempts | Note |
|-------------------|----|-------------------|------|--------|------------|----------------|------|
| 1 | 7 | Qiao Ting (MB) | 1 | - | 6 | 7 | 0.33 |
| 1 | 9 | Gu Xinwei (OP) | 1 | - | 17 | 18 | 0.33 |
| 1 | 10 | Wang Qi (OP) | 1 | 1 | 12 | 14 | 0.33 |
| 1 | 5 | Yang Zhou (MB) | 1 | 1 | 10 | 12 | 0.33 |
| 1 | 6 | Zhang Xiaoya (MB) | 1 | 1 | 1 | 3 | 0.33 |
| - | 1 | Zhang Yichan (OH) | - | - | - | - | |
| - | 2 | Yang Jie (OH) | - | - | - | - | |
| - | 11 | Cheng Long (S) | - | - | - | - | |
| - | 15 | Wang Lin (OH) | - | - | - | - | |
| - | 19 | Shan Danna (L) | - | - | - | - | |
| - | 3 | Liu Yanhan (OH) | - | 2 | 12 | 14 | |
| - | 12 | Yao Di (S) | - | 1 | 6 | 7 | |
| Others | | | - | - | - | - | |
| Total Team | | | 5 | 6 | 64 | 75 | 1.67 |



| | | | | | |
|-------------------------------|----|---|--|----|--|
| Opponent errors & Team faults | 19 | 6 | | 25 | |
|-------------------------------|----|---|--|----|--|



| Rk | No | Name | Digs | Faults | Receptions | Total Attempts | Note |
|-------------------|----|-------------------|------|--------|------------|----------------|------|
| 1 | 9 | Gu Xinwei (OP) | 6 | 4 | 10 | 20 | 2.00 |
| 1 | 19 | Shan Danna (L) | 6 | 9 | 13 | 28 | 2.00 |
| 3 | 3 | Liu Yanhan (OH) | 5 | 1 | 15 | 21 | 1.67 |
| 4 | 10 | Wang Qi (OP) | 4 | - | 13 | 17 | 1.33 |
| 5 | 2 | Yang Jie (OH) | 1 | - | 1 | 2 | 0.33 |
| 5 | 12 | Yao Di (S) | 1 | 6 | 21 | 28 | 0.33 |
| 5 | 5 | Yang Zhou (MB) | 1 | 2 | 4 | 7 | 0.33 |
| - | 1 | Zhang Yichan (OH) | - | - | - | - | |
| - | 11 | Cheng Long (S) | - | - | - | - | |
| - | 15 | Wang Lin (OH) | - | - | - | - | |
| - | 7 | Qiao Ting (MB) | - | 1 | 2 | 3 | |
| - | 6 | Zhang Xiaoya (MB) | - | 1 | 1 | 2 | |
| Others | | | - | - | - | - | |
| Total Team | | | 24 | 24 | 80 | 128 | 8.00 |

Match: 34 **Date:** 11.10.2013 **Spectators:** 1'500
City: Tijuana
Hall: High Performance Center Gymnasium
Match duration: **Start:** 19:00 **End:** 20:25 **Total:** 1:25

| Teams | Sets | 1 | 2 | 3 | 4 | 5 | Total |
|---------------------|----------|------|------|------|---|---|-------|
| CHN | 3 | 27 | 26 | 25 | | | 78 |
| JPN | 0 | 25 | 24 | 13 | | | 62 |
| Set duration | | 0:29 | 0:28 | 0:22 | | | 1:19 |



CHN • China

Set

Avg. by set

| Rk | No | Name | Running Sets | Faults | Still Sets | Total Attempts | Note |
|-------------------|----|-------------------|--------------|--------|------------|----------------|------|
| 1 | 12 | Yao Di (S) | 15 | - | 62 | 77 | 5.00 |
| 2 | 10 | Wang Qi (OP) | 1 | - | - | 1 | 0.33 |
| - | 1 | Zhang Yichan (OH) | - | - | - | - | |
| - | 2 | Yang Jie (OH) | - | - | - | - | |
| - | 3 | Liu Yanhan (OH) | - | - | - | - | |
| - | 6 | Zhang Xiaoya (MB) | - | - | - | - | |
| - | 7 | Qiao Ting (MB) | - | - | - | - | |
| - | 9 | Gu Xinwei (OP) | - | - | - | - | |
| - | 11 | Cheng Long (S) | - | - | - | - | |
| - | 15 | Wang Lin (OH) | - | - | - | - | |
| - | 19 | Shan Danna (L) | - | - | - | - | |
| - | 5 | Yang Zhou (MB) | - | 1 | - | 1 | |
| Others | | | - | - | - | - | |
| Total Team | | | 16 | 1 | 62 | 79 | 5.33 |

Reception

Eff. %
Limit: 25.00%

| Rk | No | Name | Excellents | Faults | Serve Receptions | Total Attempts | Note |
|-------------------|----|-------------------|------------|--------|------------------|----------------|-------|
| 1 | 9 | Gu Xinwei (OP) | 5 | 1 | 9 | 15 | 26.67 |
| 2 | 10 | Wang Qi (OP) | 4 | 2 | 13 | 19 | 10.53 |
| - | 3 | Liu Yanhan (OH) | 3 | 2 | 8 | 13 | |
| - | 19 | Shan Danna (L) | 3 | 3 | 5 | 11 | |
| - | 1 | Zhang Yichan (OH) | - | - | - | - | |
| - | 2 | Yang Jie (OH) | - | - | - | - | |
| - | 5 | Yang Zhou (MB) | - | - | - | - | |
| - | 6 | Zhang Xiaoya (MB) | - | - | - | - | |
| - | 7 | Qiao Ting (MB) | - | - | - | - | |
| - | 11 | Cheng Long (S) | - | - | - | - | |
| - | 12 | Yao Di (S) | - | - | - | - | |
| - | 15 | Wang Lin (OH) | - | - | - | - | |
| Others | | | - | - | - | - | |
| Total Team | | | 15 | 8 | 35 | 58 | 12.07 |

Match: 34 **Date:** 11.10.2013 **Spectators:** 1'500
City: Tijuana
Hall: High Performance Center Gymnasium
Match duration: Start: 19:00 End: 20:25 Total: 1:25

| Teams | Sets | 1 | 2 | 3 | 4 | 5 | Total |
|--------------|------|------|------|------|---|---|-------|
| CHN | 3 | 27 | 26 | 25 | | | 78 |
| JPN | 0 | 25 | 24 | 13 | | | 62 |
| Set duration | | 0:29 | 0:28 | 0:22 | | | 1:19 |



JPN • Japan

Spike

Succ. %
Limit: 15.00%

| Rk | No | Name | Spikes | Faults | Shots | Total Attempts | Note |
|-------------------|----|-----------------------|--------|--------|-------|----------------|-------|
| 1 | 19 | Koga Sarina (OH) | 9 | 6 | 12 | 27 | 33.33 |
| 2 | 18 | Takahashi Saori (OH) | 6 | 3 | 10 | 19 | 31.58 |
| 3 | 12 | Nomura Asuka (OH) | 6 | 3 | 17 | 26 | 23.08 |
| - | 10 | Nabeya Yurie (OH) | 4 | 2 | 10 | 16 | |
| - | 4 | Shimamura Haruyo (MB) | 2 | 2 | 5 | 9 | |
| - | 13 | Ito Nozomi (MB) | 3 | - | 5 | 8 | |
| - | 9 | Hashimoto Suzuka (OP) | - | 1 | 4 | 5 | |
| - | 5 | Moriya Fumika (MB) | - | 2 | 2 | 4 | |
| - | 1 | Tashiro Kanami (S) | - | - | 3 | 3 | |
| - | 7 | Torigoe Miku (L) | - | - | - | - | |
| - | 15 | Fujita Natsumi (S) | - | - | - | - | |
| - | 17 | Benoki Miku (OH) | - | - | - | - | |
| Others | | | - | - | - | - | |
| Total Team | | | 30 | 19 | 68 | 117 | 25.64 |

Block

Avg. by set

| Rk | No | Name | Kill Blocks | Faults | Rebounds | Total Attempts | Note |
|-------------------|----|-----------------------|-------------|--------|----------|----------------|------|
| 1 | 1 | Tashiro Kanami (S) | 1 | - | 1 | 2 | 0.33 |
| 1 | 9 | Hashimoto Suzuka (OP) | 1 | - | - | 1 | 0.33 |
| 1 | 19 | Koga Sarina (OH) | 1 | 2 | 5 | 8 | 0.33 |
| - | 5 | Moriya Fumika (MB) | - | - | 1 | 1 | |
| - | 7 | Torigoe Miku (L) | - | - | - | - | |
| - | 10 | Nabeya Yurie (OH) | - | - | 4 | 4 | |
| - | 17 | Benoki Miku (OH) | - | - | - | - | |
| - | 13 | Ito Nozomi (MB) | - | 2 | 11 | 13 | |
| - | 12 | Nomura Asuka (OH) | - | 1 | 4 | 5 | |
| - | 4 | Shimamura Haruyo (MB) | - | 4 | 13 | 17 | |
| - | 15 | Fujita Natsumi (S) | - | 2 | 3 | 5 | |
| - | 18 | Takahashi Saori (OH) | - | 4 | 1 | 5 | |
| Others | | | - | - | - | - | |
| Total Team | | | 3 | 15 | 43 | 61 | 1.00 |


Match: 34 **Date:** 11.10.2013 **Spectators:** 1'500
City: Tijuana
Hall: High Performance Center Gymnasium
Match duration: **Start:** 19:00 **End:** 20:25 **Total:** 1:25

| Teams | Sets | 1 | 2 | 3 | 4 | 5 | Total |
|--------------|------|------|------|------|---|---|-------|
| CHN | 3 | 27 | 26 | 25 | | | 78 |
| JPN | 0 | 25 | 24 | 13 | | | 62 |
| Set duration | | 0:29 | 0:28 | 0:22 | | | 1:19 |




JPN • Japan

| Rk | No | Name | Aces | Faults | Serve Hits | Total Attempts | Note |
|-------------------|----|-----------------------|------|--------|------------|----------------|------|
| 1 | 18 | Takahashi Saori (OH) | 3 | - | 13 | 16 | 1.00 |
| 2 | 10 | Nabeya Yurie (OH) | 1 | - | 4 | 5 | 0.33 |
| 2 | 15 | Fujita Natsumi (S) | 1 | - | 5 | 6 | 0.33 |
| 2 | 13 | Ito Nozomi (MB) | 1 | 1 | 7 | 9 | 0.33 |
| 2 | 1 | Tashiro Kanami (S) | 1 | 2 | 3 | 6 | 0.33 |
| - | 4 | Shimamura Haruyo (MB) | - | - | 5 | 5 | |
| - | 5 | Moriya Fumika (MB) | - | - | 1 | 1 | |
| - | 7 | Torigoe Miku (L) | - | - | - | - | |
| - | 17 | Benoki Miku (OH) | - | - | - | - | |
| - | 19 | Koga Sarina (OH) | - | - | 7 | 7 | |
| - | 12 | Nomura Asuka (OH) | - | 2 | 5 | 7 | |
| - | 9 | Hashimoto Suzuka (OP) | - | 1 | 1 | 2 | |
| Others | | | - | - | - | - | |
| Total Team | | | 7 | 6 | 51 | 64 | 2.33 |



| Team | Opponent errors & Team faults | Aces | Faults | Receptions | Total Attempts | Note |
|------|-------------------------------|------|--------|------------|----------------|------|
| | Opponent errors & Team faults | 22 | 7 | | 29 | |

| Rk | No | Name | Digs | Faults | Receptions | Total Attempts | Note |
|-------------------|----|-----------------------|------|--------|------------|----------------|------|
| 1 | 7 | Torigoe Miku (L) | 8 | 2 | 17 | 27 | 2.67 |
| 2 | 15 | Fujita Natsumi (S) | 4 | 3 | 10 | 17 | 1.33 |
| 3 | 10 | Nabeya Yurie (OH) | 2 | 2 | 5 | 9 | 0.67 |
| 3 | 18 | Takahashi Saori (OH) | 2 | 6 | 17 | 25 | 0.67 |
| - | 4 | Shimamura Haruyo (MB) | - | - | 3 | 3 | |
| - | 9 | Hashimoto Suzuka (OP) | - | - | 1 | 1 | |
| - | 13 | Ito Nozomi (MB) | - | - | 2 | 2 | |
| - | 17 | Benoki Miku (OH) | - | - | - | - | |
| - | 1 | Tashiro Kanami (S) | - | 1 | 8 | 9 | |
| - | 19 | Koga Sarina (OH) | - | 2 | 7 | 9 | |
| - | 12 | Nomura Asuka (OH) | - | 9 | 12 | 21 | |
| - | 5 | Moriya Fumika (MB) | - | 1 | - | 1 | |
| Others | | | - | - | - | - | |
| Total Team | | | 16 | 26 | 82 | 124 | 5.33 |



Match: 34 **Date:** 11.10.2013 **Spectators:** 1'500
City: Tijuana
Hall: High Performance Center Gymnasium
Match duration: Start: 19:00 End: 20:25 Total: 1:25

| Teams | Sets | 1 | 2 | 3 | 4 | 5 | Total |
|--------------|------|------|------|------|---|---|-------|
| CHN | 3 | 27 | 26 | 25 | | | 78 |
| JPN | 0 | 25 | 24 | 13 | | | 62 |
| Set duration | | 0:29 | 0:28 | 0:22 | | | 1:19 |

JPN • Japan

Set

Avg. by set

| Rk | No | Name | Running Sets | Faults | Still Sets | Total Attempts | Note |
|-------------------|----|-----------------------|--------------|--------|------------|----------------|------|
| 1 | 15 | Fujita Natsumi (S) | 13 | - | 39 | 52 | 4.33 |
| 2 | 1 | Tashiro Kanami (S) | 6 | - | 19 | 25 | 2.00 |
| - | 4 | Shimamura Haruyo (MB) | - | - | 1 | 1 | |
| - | 5 | Moriya Fumika (MB) | - | - | - | - | |
| - | 7 | Torigoe Miku (L) | - | - | - | - | |
| - | 9 | Hashimoto Suzuka (OP) | - | - | - | - | |
| - | 10 | Nabeya Yurie (OH) | - | - | - | - | |
| - | 12 | Nomura Asuka (OH) | - | - | - | - | |
| - | 13 | Ito Nozomi (MB) | - | - | - | - | |
| - | 17 | Benoki Miku (OH) | - | - | - | - | |
| - | 18 | Takahashi Saori (OH) | - | - | 1 | 1 | |
| - | 19 | Koga Sarina (OH) | - | - | 3 | 3 | |
| Others | | | - | - | - | - | |
| Total Team | | | 19 | - | 63 | 82 | 6.33 |

Reception

Eff. %
Limit: 25.00%

| Rk | No | Name | Excellents | Faults | Serve Receptions | Total Attempts | Note |
|-------------------|----|-----------------------|------------|--------|------------------|----------------|-------|
| 1 | 7 | Torigoe Miku (L) | 5 | 1 | 11 | 17 | 23.53 |
| 2 | 18 | Takahashi Saori (OH) | 7 | 3 | 21 | 31 | 12.90 |
| - | 19 | Koga Sarina (OH) | 4 | 1 | 7 | 12 | |
| - | 10 | Nabeya Yurie (OH) | 2 | - | 4 | 6 | |
| - | 4 | Shimamura Haruyo (MB) | - | - | 2 | 2 | |
| - | 1 | Tashiro Kanami (S) | - | - | - | - | |
| - | 5 | Moriya Fumika (MB) | - | - | - | - | |
| - | 9 | Hashimoto Suzuka (OP) | - | - | - | - | |
| - | 12 | Nomura Asuka (OH) | - | - | - | - | |
| - | 13 | Ito Nozomi (MB) | - | - | - | - | |
| - | 15 | Fujita Natsumi (S) | - | - | - | - | |
| - | 17 | Benoki Miku (OH) | - | - | - | - | |
| Others | | | - | - | - | - | |
| Total Team | | | 18 | 5 | 45 | 68 | 19.12 |

