

Match: 50 **Date:** 28.06.2013 **Spectators:** 100
City: Brno
Hall: SH Vodova
Match duration: **Start:** 10:30 **End:** 12:18 **Total:** 1:48

Teams	Sets	1	2	3	4	5	Total
THA	1	23	25	17	22		87
USA	3	25	23	25	25		98
Set duration		0:22	0:28	0:24	0:25		1:39



THA • Thailand

Spike

Succ. %
Limit: 15.00%

Rk	No	Name	Spikes	Faults	Shots	Total Attempts	Note
1	9	Polrueng Tanaporn	11	6	13	30	36.67
2	6	Kaewpin Kuttika	15	7	29	51	29.41
-	12	Pinsuwan Khatthalee	6	5	6	17	
-	17	Kamulthala Kaewkalaya	6	2	7	15	
-	4	Nuekjang Thatdao	6	4	5	15	
-	14	Phocharoen Sineenat	1	3	7	11	
-	13	Pimpa Sasitorn	1	1	-	2	
-	5	Gansa Suwatjane	-	1	-	1	
-	1	Sitthipat Kannika	-	-	-	-	
-	16	Pankaew Parinya	-	-	-	-	
-	18	Kongyot Ajcharaporn	-	-	-	-	
-	19	Sangpan Sasiwimol	-	-	-	-	
Others			-	-	-	-	
Total Team			46	29	67	142	32.39

Block

Avg. by set

Rk	No	Name	Kill Blocks	Faults	Rebounds	Total Attempts	Note
1	17	Kamulthala Kaewkalaya	3	2	3	8	0.75
1	9	Polrueng Tanaporn	3	2	1	6	0.75
3	4	Nuekjang Thatdao	1	6	7	14	0.25
-	1	Sitthipat Kannika	-	-	-	-	
-	5	Gansa Suwatjane	-	-	-	-	
-	6	Kaewpin Kuttika	-	-	2	2	
-	12	Pinsuwan Khatthalee	-	-	3	3	
-	13	Pimpa Sasitorn	-	-	-	-	
-	16	Pankaew Parinya	-	-	-	-	
-	18	Kongyot Ajcharaporn	-	-	-	-	
-	19	Sangpan Sasiwimol	-	-	-	-	
-	14	Phocharoen Sineenat	-	2	3	5	
Others			-	-	-	-	
Total Team			7	12	19	38	1.75


Match: 50 **Date:** 28.06.2013 **Spectators:** 100
City: Brno
Hall: SH Vodova
Match duration: **Start:** 10:30 **End:** 12:18 **Total:** 1:48

Teams	Sets	1	2	3	4	5	Total
THA	1	23	25	17	22		87
USA	3	25	23	25	25		98
Set duration		0:22	0:28	0:24	0:25		1:39




THA • Thailand

Rk	No	Name	Aces	Faults	Serve Hits	Total Attempts	Note
1	9	Polrueng Tanaporn	3	-	15	18	0.75
2	17	Kamulthala Kaewkalaya	2	1	10	13	0.50
3	13	Pimpa Sasitorn	1	-	10	11	0.25
3	6	Kaewpin Kuttika	1	1	19	21	0.25
3	12	Pinsuwan Khatthalee	1	1	4	6	0.25
-	1	Sitthipat Kannika	-	-	-	-	
-	16	Pankaew Parinya	-	-	4	4	
-	18	Kongyot Ajcharaporn	-	-	-	-	
-	19	Sangpan Sasiwimol	-	-	-	-	
-	4	Nuekjang Thatdao	-	1	7	8	
-	5	Gansa Suwatjane	-	1	4	5	
-	14	Phocharoen Sineenat	-	1	1	2	
Others			-	-	-	-	
Total Team			8	6	74	88	2.00



Team	Opponent errors & Team faults	Aces	Faults	Receptions	Total Attempts	Note
	Opponent errors & Team faults	26	-		26	

Rk	No	Name	Digs	Faults	Receptions	Total Attempts	Note
1	1	Sitthipat Kannika	24	6	-	30	6.00
2	9	Polrueng Tanaporn	8	5	2	15	2.00
3	6	Kaewpin Kuttika	7	4	-	11	1.75
4	14	Phocharoen Sineenat	3	-	-	3	0.75
5	4	Nuekjang Thatdao	2	-	-	2	0.50
5	12	Pinsuwan Khatthalee	2	6	-	8	0.50
7	5	Gansa Suwatjane	1	-	-	1	0.25
7	17	Kamulthala Kaewkalaya	1	1	-	2	0.25
-	16	Pankaew Parinya	-	-	-	-	
-	18	Kongyot Ajcharaporn	-	-	-	-	
-	19	Sangpan Sasiwimol	-	-	-	-	
-	13	Pimpa Sasitorn	-	2	-	2	
Others			-	-	-	-	
Total Team			48	24	2	74	12.00



Match: 50 **Date:** 28.06.2013 **Spectators:** 100
City: Brno
Hall: SH Vodova
Match duration: **Start:** 10:30 **End:** 12:18 **Total:** 1:48

Teams	Sets	1	2	3	4	5	Total
THA	1	23	25	17	22		87
USA	3	25	23	25	25		98
Set duration		0:22	0:28	0:24	0:25		1:39



THA • Thailand

Set

Avg. by set

Rk	No	Name	Running Sets	Faults	Still Sets	Total Attempts	Note
-	1	Sitthipat Kannika	-	-	6	6	
-	4	Nuekjang Thatdao	-	-	1	1	
-	6	Kaewpin Kuttika	-	-	5	5	
-	9	Polrueng Tanaporn	-	-	13	13	
-	14	Phocharoen Sineenat	-	-	2	2	
-	16	Pankaew Parinya	-	-	2	2	
-	17	Kamulthala Kaewkalaya	-	-	4	4	
-	18	Kongyot Ajcharaporn	-	-	-	-	
-	19	Sangpan Sasiwimol	-	-	-	-	
-	13	Pimpa Sasitorn	-	1	100	101	
-	5	Gansa Suwatjane	-	1	12	13	
-	12	Pinsuwan Khatthalee	-	1	4	5	
Others			-	-	-	-	
Total Team			-	3	149	152	

Reception

Eff. %
Limit: 25.00%

Rk	No	Name	Excellents	Faults	Serve Receptions	Total Attempts	Note
1	12	Pinsuwan Khatthalee	25	-	-	25	100.00
2	1	Sitthipat Kannika	22	3	-	25	76.00
-	6	Kaewpin Kuttika	21	1	-	22	
-	14	Phocharoen Sineenat	13	-	-	13	
-	9	Polrueng Tanaporn	4	1	-	5	
-	4	Nuekjang Thatdao	-	-	-	-	
-	5	Gansa Suwatjane	-	-	-	-	
-	13	Pimpa Sasitorn	-	-	-	-	
-	16	Pankaew Parinya	-	-	-	-	
-	17	Kamulthala Kaewkalaya	-	-	-	-	
-	18	Kongyot Ajcharaporn	-	-	-	-	
-	19	Sangpan Sasiwimol	-	-	-	-	
Others			-	-	-	-	
Total Team			85	5	-	90	88.89

Match: 50 Date: 28.06.2013 Spectators: 100
 City: Brno
 Hall: SH Vodova
 Match duration: Start: 10:30 End: 12:18 Total: 1:48

Teams	Sets	1	2	3	4	5	Total
THA	1	23	25	17	22		87
USA	3	25	23	25	25		98
Set duration		0:22	0:28	0:24	0:25		1:39



USA • USA

Spike

Succ. %
Limit: 15.00%

Rk	No	Name	Spikes	Faults	Shots	Total Attempts	Note
1	9	Malloy Alexandra	15	5	18	38	39.47
2	3	Burgess Jordan	10	4	21	35	28.57
-	7	Lutz Merete	11	4	4	19	
-	1	Burrington Sarah	9	2	3	14	
-	15	Rolfzen Amber	-	3	9	12	
-	18	Clark-Bibbs Chanell	3	3	4	10	
-	17	Holst Kierra	-	1	5	6	
-	14	Finley Canace	1	-	3	4	
-	8	Humphreys Kelsey	2	-	1	3	
-	5	Edelman Nicole	-	-	-	-	
-	12	Palmer Allison	-	-	-	-	
-	19	Nolan Caitlin	-	-	-	-	
Others			-	-	-	-	
Total Team			51	22	68	141	36.17

Block

Avg. by set


Rk	No	Name	Kill Blocks	Faults	Rebounds	Total Attempts	Note
1	7	Lutz Merete	9	3	4	16	2.25
2	9	Malloy Alexandra	4	1	1	6	1.00
3	1	Burrington Sarah	2	2	1	5	0.50
3	17	Holst Kierra	2	2	1	5	0.50
5	14	Finley Canace	1	1	1	3	0.25
5	3	Burgess Jordan	1	4	5	10	0.25
5	18	Clark-Bibbs Chanell	1	4	3	8	0.25
5	8	Humphreys Kelsey	1	3	1	5	0.25
-	5	Edelman Nicole	-	-	-	-	
-	12	Palmer Allison	-	-	-	-	
-	19	Nolan Caitlin	-	-	-	-	
-	15	Rolfzen Amber	-	2	-	2	
Others			-	-	-	-	
Total Team			21	22	17	60	5.25

Match: 50 **Date:** 28.06.2013 **Spectators:** 100
City: Brno
Hall: SH Vodova
Match duration: **Start:** 10:30 **End:** 12:18 **Total:** 1:48

Teams	Sets	1	2	3	4	5	Total
THA	1	23	25	17	22		87
USA	3	25	23	25	25		98
Set duration		0:22	0:28	0:24	0:25		1:39



USA • USA



Serve

Avg. by set

Rk	No	Name	Aces	Faults	Serve Hits	Total Attempts	Note
1	9	Malloy Alexandra	2	1	13	16	0.50
2	3	Burgess Jordan	1	-	20	21	0.25
2	8	Humphreys Kelsey	1	-	13	14	0.25
2	17	Holst Kierra	1	3	1	5	0.25
-	5	Edelman Nicole	-	-	1	1	
-	12	Palmer Allison	-	-	12	12	
-	14	Finley Canace	-	-	-	-	
-	15	Rolfzen Amber	-	-	6	6	
-	18	Clark-Bibbs Chanell	-	-	7	7	
-	19	Nolan Caitlin	-	-	-	-	
-	7	Lutz Merete	-	2	9	11	
-	1	Burrington Sarah	-	1	3	4	
Others			-	-	-	-	
Total Team			5	7	85	97	1.25

Team

Opponent errors & Team faults	21	-		21	
-------------------------------	----	---	--	----	--



Dig


Avg. by set

Rk	No	Name	Digs	Faults	Receptions	Total Attempts	Note
1	19	Nolan Caitlin	13	-	-	13	3.25
2	9	Malloy Alexandra	11	4	1	16	2.75
3	8	Humphreys Kelsey	7	1	-	8	1.75
4	3	Burgess Jordan	4	-	-	4	1.00
5	17	Holst Kierra	3	1	-	4	0.75
6	12	Palmer Allison	2	-	-	2	0.50
6	15	Rolfzen Amber	2	1	-	3	0.50
8	1	Burrington Sarah	1	-	-	1	0.25
8	5	Edelman Nicole	1	-	-	1	0.25
-	7	Lutz Merete	-	-	1	1	
-	14	Finley Canace	-	-	-	-	
-	18	Clark-Bibbs Chanell	-	1	-	1	
Others			-	-	-	-	
Total Team			44	8	2	54	11.00



Match: 50 **Date:** 28.06.2013 **Spectators:** 100
City: Brno
Hall: SH Vodova
Match duration: **Start:** 10:30 **End:** 12:18 **Total:** 1:48

Teams	Sets	1	2	3	4	5	Total
THA	1	23	25	17	22		87
USA	3	25	23	25	25		98
Set duration		0:22	0:28	0:24	0:25		1:39



USA • USA

Set	Rk	No	Name	Running Sets	Faults	Still Sets	Total Attempts	Note
		-	1	Burrington Sarah	-	-	2	2
	-	3	Burgess Jordan	-	-	1	1	
	-	5	Edelman Nicole	-	-	12	12	
	-	7	Lutz Merete	-	-	3	3	
	-	9	Malloy Alexandra	-	-	5	5	
	-	12	Palmer Allison	-	-	-	-	
	-	14	Finley Canace	-	-	1	1	
	-	15	Rolfzen Amber	-	-	2	2	
	-	17	Holst Kierra	-	-	1	1	
	-	18	Clark-Bibbs Chanell	-	-	-	-	
	-	19	Nolan Caitlin	-	-	9	9	
	-	8	Humphreys Kelsey	-	1	97	98	
Others				-	-	-	-	
Total Team				-	1	133	134	

Avg. by set

Reception	Rk	No	Name	Excellents	Faults	Serve Receptions	Total Attempts	Note
		1	3	Burgess Jordan	30	2	-	32
	2	9	Malloy Alexandra	31	4	1	36	75.00
	-	19	Nolan Caitlin	11	2	-	13	
	-	18	Clark-Bibbs Chanell	1	-	-	1	
	-	1	Burrington Sarah	-	-	-	-	
	-	5	Edelman Nicole	-	-	-	-	
	-	7	Lutz Merete	-	-	-	-	
	-	8	Humphreys Kelsey	-	-	-	-	
	-	12	Palmer Allison	-	-	-	-	
	-	14	Finley Canace	-	-	-	-	
	-	15	Rolfzen Amber	-	-	-	-	
	-	17	Holst Kierra	-	-	-	-	
Others				-	-	-	-	
Total Team				73	8	1	82	79.27

Eff. %
Limit: 25.00%

