



P-3 VOLLEYBALL • Match players ranking

3rd Round / 2010 FIVB Women's World Championship
Norceca - G



Match: 4 **Date:** 07.07.2009 **Spectators:** 1'200
City: Orlando Florida
Hall: UCF Arena
Match duration: Start: 19:30 Total: 0:53

Teams	Sets	1	2	3	4	5	Total
BAR	0	6	11	12			29
USA	3	25	25	25			75
Set duration		0:15	0:19	0:19			0:53



BAR • Barbados



Spike

Succ. %
Limit: 15.00%

Rk	No	Name	Spikes	Faults	Shots	Total Attempts	Note
1	8	MATTHEWS SHARI	5	4	16	25	20.00
2	3	CHASE-MAYERS JANELLE	2	6	6	14	14.29
-	9	BRANDFORD MELISSA	1	-	5	6	
-	16	JOSEPH THONA	2	1	3	6	
-	10	LEWIS JULIA	2	2	2	6	
-	5	PUCKERIN NICOLE	-	1	2	3	
-	6	BROWNE SHARLEEN	-	1	-	1	
-	2	MAYNARD TAMAR	-	-	-	-	
-	4	EVANSON DANIELLE	-	-	-	-	
-	11	SMITH DE-ANN	-	-	-	-	
-	14	DOWELL MARISSA	-	-	-	-	
-	15	CARRINGTON ABEJE	-	-	-	-	
Others			-	-	-	-	
Total Team			12	15	34	61	19.67



Block

Avg. by set

Rk	No	Name	Kill Blocks	Faults	Rebounds	Total Attempts	Note
1	10	LEWIS JULIA	1	-	1	2	0.33
1	16	JOSEPH THONA	1	1	-	2	0.33
-	2	MAYNARD TAMAR	-	-	1	1	
-	5	PUCKERIN NICOLE	-	-	-	-	
-	6	BROWNE SHARLEEN	-	-	-	-	
-	9	BRANDFORD MELISSA	-	-	-	-	
-	11	SMITH DE-ANN	-	-	-	-	
-	14	DOWELL MARISSA	-	-	-	-	
-	15	CARRINGTON ABEJE	-	-	-	-	
-	3	CHASE-MAYERS JANELLE	-	5	1	6	
-	4	EVANSON DANIELLE	-	1	-	1	
-	8	MATTHEWS SHARI	-	1	-	1	
Others			-	-	-	-	
Total Team			2	8	3	13	0.67



Serve

Avg. by set

Rk	No	Name	Aces	Faults	Serve Hits	Total Attempts	Note
-	2	MAYNARD TAMAR	-	-	1	1	
-	3	CHASE-MAYERS JANELLE	-	-	3	3	
-	5	PUCKERIN NICOLE	-	-	4	4	
-	6	BROWNE SHARLEEN	-	-	4	4	
-	9	BRANDFORD MELISSA	-	-	2	2	
-	11	SMITH DE-ANN	-	-	-	-	
-	14	DOWELL MARISSA	-	-	-	-	
-	15	CARRINGTON ABEJE	-	-	-	-	
-	16	JOSEPH THONA	-	-	5	5	
-	8	MATTHEWS SHARI	-	2	6	8	
-	10	LEWIS JULIA	-	1	2	3	
-	4	EVANSON DANIELLE	-	1	-	1	
Others			-	-	-	-	
Total Team			-	4	27	31	

Team	Opponent errors & Team faults	15	-	15
-------------	-------------------------------	----	---	----





P-3 VOLLEYBALL • Match players ranking

3rd Round / 2010 FIVB Women's World Championship

Norceca - G



Match: 4 **Date:** 07.07.2009 **Spectators:** 1'200
City: Orlando Florida
Hall: UCF Arena
Match duration: Start: 19:30 Total: 0:53

Teams	Sets	1	2	3	4	5	Total
BAR	0	6	11	12			29
USA	3	25	25	25			75
Set duration		0:15	0:19	0:19			0:53



BAR • Barbados



Dig

Avg. by set

Rk	No	Name	Digs	Faults	Receptions	Total Attempts	Note
1	14	DOWELL MARISSA	6	3	1	10	2.00
2	3	CHASE-MAYERS JANELLE	3	-	-	3	1.00
2	10	LEWIS JULIA	3	3	1	7	1.00
4	4	EVANSON DANIELLE	2	-	-	2	0.67
4	9	BRANDFORD MELISSA	2	-	-	2	0.67
4	5	PUCKERIN NICOLE	2	1	-	3	0.67
4	8	MATTHEWS SHARI	2	3	1	6	0.67
8	6	BROWNE SHARLEEN	1	3	-	4	0.33
-	11	SMITH DE-ANN	-	-	-	-	
-	15	CARRINGTON ABEJE	-	-	-	-	
-	16	JOSEPH THONA	-	-	-	-	
-	2	MAYNARD TAMAR	-	2	-	2	
Others			-	-	-	-	
Total Team			21	15	3	39	7.00



Set

Avg. by set

Rk	No	Name	Running Sets	Faults	Still Sets	Total Attempts	Note
1	6	BROWNE SHARLEEN	3	1	37	41	1.00
-	2	MAYNARD TAMAR	-	-	10	10	
-	3	CHASE-MAYERS JANELLE	-	-	1	1	
-	4	EVANSON DANIELLE	-	-	-	-	
-	5	PUCKERIN NICOLE	-	-	2	2	
-	8	MATTHEWS SHARI	-	-	1	1	
-	9	BRANDFORD MELISSA	-	-	-	-	
-	10	LEWIS JULIA	-	-	-	-	
-	11	SMITH DE-ANN	-	-	-	-	
-	14	DOWELL MARISSA	-	-	-	-	
-	15	CARRINGTON ABEJE	-	-	-	-	
-	16	JOSEPH THONA	-	-	-	-	
Others			-	-	-	-	
Total Team			3	1	51	55	1.00



Reception

Eff. %
Limit: 25.00%

Rk	No	Name	Excellents	Faults	Serve Receptions	Total Attempts	Note
1	14	DOWELL MARISSA	5	5	7	17	0.00
-	3	CHASE-MAYERS JANELLE	1	-	1	2	
-	6	BROWNE SHARLEEN	1	-	-	1	
-	2	MAYNARD TAMAR	-	-	-	-	
-	4	EVANSON DANIELLE	-	-	-	-	
-	5	PUCKERIN NICOLE	-	-	-	-	
-	11	SMITH DE-ANN	-	-	-	-	
-	15	CARRINGTON ABEJE	-	-	-	-	
-	16	JOSEPH THONA	-	-	-	-	
-	9	BRANDFORD MELISSA	2	5	6	13	
-	10	LEWIS JULIA	1	6	7	14	
-	8	MATTHEWS SHARI	1	5	5	11	
Others			-	-	-	-	
Total Team			11	21	26	58	





P-3 VOLLEYBALL • Match players ranking

3rd Round / 2010 FIVB Women's World Championship
Norceca - G




Match: 4 **Date:** 07.07.2009 **Spectators:** 1'200
City: Orlando Florida
Hall: UCF Arena
Match duration: **Start:** 19:30 **Total:** 0:53

Teams	Sets	1	2	3	4	5	Total
BAR	0	6	11	12			29
USA	3	25	25	25			75
Set duration		0:15	0:19	0:19			0:53




USA • United States of America



Spike

Succ. %
Limit: 15.00%


Rk	No	Name	Spikes	Faults	Shots	Total Attempts	Note
1	8	Barboza Cynthia	8	1	2	11	72.73
2	10	Richards Kristin	9	2	3	14	64.29
3	4	Pressey Angela	8	4	6	18	44.44
-	3	Haneef-Park Tayyiba	6	-	2	8	
-	7	Bown Heather	4	-	2	6	
-	16	Harmotto Christa	4	1	1	6	
-	19	Collymore Jane	2	-	1	3	
-	17	Spicer Mary	2	-	-	2	
-	2	Scott-Arruda Danielle	-	-	-	-	
-	5	Sykora Stacy	-	-	-	-	
-	12	Metcalf Nancy	-	-	-	-	
-	15	Thompson Courtney	-	-	-	-	
Others			-	-	-	-	
Total Team			43	8	17	68	63.24



Block

Avg. by set

Rk	No	Name	Kill Blocks	Faults	Rebounds	Total Attempts	Note
1	4	Pressey Angela	2	-	1	3	0.67
2	8	Barboza Cynthia	1	-	-	1	0.33
2	16	Harmotto Christa	1	1	1	3	0.33
-	2	Scott-Arruda Danielle	-	-	-	-	
-	5	Sykora Stacy	-	-	-	-	
-	7	Bown Heather	-	-	1	1	
-	10	Richards Kristin	-	-	-	-	
-	12	Metcalf Nancy	-	-	-	-	
-	15	Thompson Courtney	-	-	-	-	
-	19	Collymore Jane	-	-	-	-	
-	17	Spicer Mary	-	2	3	5	
-	3	Haneef-Park Tayyiba	-	3	-	3	
Others			-	-	-	-	
Total Team			4	6	6	16	1.33



Serve

Avg. by set

Rk	No	Name	Aces	Faults	Serve Hits	Total Attempts	Note
1	19	Collymore Jane	3	1	11	15	1.00
2	10	Richards Kristin	2	2	7	11	0.67
3	2	Scott-Arruda Danielle	1	-	5	6	0.33
3	4	Pressey Angela	1	-	6	7	0.33
3	7	Bown Heather	1	-	3	4	0.33
3	3	Haneef-Park Tayyiba	1	1	6	8	0.33
3	8	Barboza Cynthia	1	2	3	6	0.33
-	5	Sykora Stacy	-	-	-	-	
-	12	Metcalf Nancy	-	-	-	-	
-	15	Thompson Courtney	-	-	-	-	
-	16	Harmotto Christa	-	2	5	7	
-	17	Spicer Mary	-	3	6	9	
Others			-	-	-	-	
Total Team			10	11	52	73	3.33

Team	Opponent errors & Team faults	18	-	18






P-3 VOLLEYBALL • Match players ranking

3rd Round / 2010 FIVB Women's World Championship
Norceca - G



Match: 4 **Date:** 07.07.2009 **Spectators:** 1'200
City: Orlando Florida
Hall: UCF Arena
Match duration: **Start:** 19:30 **Total:** 0:53

Teams	Sets	1	2	3	4	5	Total
BAR	0	6	11	12			29
USA	3	25	25	25			75
Set duration		0:15	0:19	0:19			0:53



USA • United States of America



Dig

Avg. by set

Rk	No	Name	Digs	Faults	Receptions	Total Attempts	Note
1	5	Sykora Stacy	19	-	-	19	6.33
2	10	Richards Kristin	5	-	-	5	1.67
3	4	Pressey Angela	3	-	-	3	1.00
3	8	Barboza Cynthia	3	-	-	3	1.00
3	19	Collymore Jane	3	1	-	4	1.00
6	2	Scott-Arruda Danielle	2	-	-	2	0.67
6	7	Bown Heather	2	-	-	2	0.67
8	3	Haneef-Park Tayyiba	1	-	2	3	0.33
8	16	Harmotto Christa	1	-	-	1	0.33
-	12	Metcalfe Nancy	-	-	-	-	
-	15	Thompson Courtney	-	-	-	-	
-	17	Spicer Mary	-	1	-	1	
Others			-	-	-	-	
Total Team			39	2	2	43	13.00



Set

Avg. by set

Rk	No	Name	Running Sets	Faults	Still Sets	Total Attempts	Note
1	17	Spicer Mary	18	-	42	60	6.00
-	2	Scott-Arruda Danielle	-	-	-	-	
-	3	Haneef-Park Tayyiba	-	-	-	-	
-	4	Pressey Angela	-	-	-	-	
-	5	Sykora Stacy	-	-	2	2	
-	7	Bown Heather	-	-	-	-	
-	8	Barboza Cynthia	-	-	-	-	
-	10	Richards Kristin	-	-	-	-	
-	12	Metcalfe Nancy	-	-	-	-	
-	15	Thompson Courtney	-	-	-	-	
-	16	Harmotto Christa	-	-	-	-	
-	19	Collymore Jane	-	-	-	-	
Others			-	-	-	-	
Total Team			18	-	44	62	6.00



Reception

Eff. %
Limit: 25.00%

Rk	No	Name	Excellents	Faults	Serve Receptions	Total Attempts	Note
1	4	Pressey Angela	4	-	4	8	50.00
2	5	Sykora Stacy	4	-	5	9	44.44
-	10	Richards Kristin	3	-	2	5	
-	2	Scott-Arruda Danielle	-	-	-	-	
-	3	Haneef-Park Tayyiba	-	-	-	-	
-	7	Bown Heather	-	-	-	-	
-	12	Metcalfe Nancy	-	-	-	-	
-	15	Thompson Courtney	-	-	-	-	
-	16	Harmotto Christa	-	-	-	-	
-	17	Spicer Mary	-	-	-	-	
-	19	Collymore Jane	-	-	-	-	
-	8	Barboza Cynthia	-	1	2	3	
Others			-	-	-	-	
Total Team			11	1	13	25	40.00

