


Match Statistics

Estatísticas da partida / Statistiques du match

Match 37

P3

Match Duration: 1h52

Spectators: 7,897

NED vs USA
 1 3

Team	Sets	1	2	3	4	Total
NED	1	23	27	22	19	91
USA	3	25	25	25	25	100
	Playing Time	24min	28min	26min	25min	1h43

First Referee: TURCI Paulo (BRA)


Second Referee: DUDEK Piotr (POL)

NED - Netherlands

Scoring Spike

Limit
15.00%

Rk	No.	Name	Spikes	Faults	Shots	Total Attempts	Eff. %
1	4	PLAK Celeste	10	2	12	24	33.33
1	11	BUIJS Anne	12	4	8	24	33.33
3	10	SLOETJES Lonneke	13	5	15	33	24.24
	5	de KRUIJF Robin	9	3	5	17	
	8	PIETERSEN Judith	9	2	3	14	
	3	BELIEN Yvon	2	2	2	6	
	7	STEENBERGEN Quinta	1	1	1	3	
	6	BALKESTEIN-GROTHUES Maret	-	-	2	2	
	14	DIJKEMA Laura	1	-	1	2	
	2	STOLTENBORG Femke	-	-	-	-	
	9	SCHOOT Myrthe	-	-	-	-	
	16	STAM-PILON Debby	-	-	-	-	
Team Totals			57	19	49	125	30.40

Scoring Block


Rk	No.	Name	Kill Blocks	Faults	Rebounds	Total Attempts	Avg. by Set
1	3	BELIEN Yvon	2	-	10	12	0.50
1	5	de KRUIJF Robin	2	5	5	12	0.50
3	11	BUIJS Anne	1	5	6	12	0.25
3	4	PLAK Celeste	1	-	1	2	0.25
5	14	DIJKEMA Laura	-	4	3	7	0.00
5	10	SLOETJES Lonneke	-	5	2	7	0.00
5	8	PIETERSEN Judith	-	3	1	4	0.00
5	6	BALKESTEIN-GROTHUES Maret	-	3	-	3	0.00
5	2	STOLTENBORG Femke	-	1	1	2	0.00
	7	STEENBERGEN Quinta	-	-	-	-	
	9	SCHOOT Myrthe	-	-	-	-	
	16	STAM-PILON Debby	-	-	-	-	
Team Totals			6	26	29	61	1.50

Scoring Service


Rk	No.	Name	Aces	Faults	Serve Hits	Total Attempts	Avg. by Set
1	10	SLOETJES Lonneke	2	4	12	18	0.50
1	11	BUIJS Anne	2	2	10	14	0.50
3	3	BELIEN Yvon	1	2	10	13	0.25
3	14	DIJKEMA Laura	1	1	8	10	0.25
5	5	de KRUIJF Robin	-	1	10	11	0.00
5	4	PLAK Celeste	-	1	8	9	0.00
5	8	PIETERSEN Judith	-	-	8	8	0.00
5	2	STOLTENBORG Femke	-	1	5	6	0.00
5	7	STEENBERGEN Quinta	-	-	2	2	0.00
5	6	BALKESTEIN-GROTHUES Maret	-	-	1	1	0.00
	9	SCHOOT Myrthe	-	-	-	-	
	16	STAM-PILON Debby	-	-	-	-	
Team Totals			6	12	74	92	1.50

Team
Opponent Errors & Team Faults

	22	2
--	-----------	----------



Match Statistics

Estatísticas da partida / Statistiques du match

Match 37

P3

Match Duration: 1h52

Spectators: 7,897


NED vs USA
1 3

Team	Sets	1	2	3	4	Total
NED	1	23	27	22	19	91
USA	3	25	25	25	25	100
	Playing Time	24min	28min	26min	25min	1h43

First Referee: TURCI Paulo (BRA)

Second Referee: DUDEK Piotr (POL)

NED - Netherlands

Non-Scoring Dig


Rk	No.	Name	Digs	Faults	Receptions	Total Attempts	Avg. by Set
1	16	STAM-PILON Debby	15	3	6	24	3.75
2	11	BUIJS Anne	4	4	4	12	1.00
3	4	PLAK Celeste	3	5	3	11	0.75
3	14	DIJKEMA Laura	3	5	-	8	0.75
5	8	PIETERSEN Judith	2	9	1	12	0.50
5	10	SLOETJES Lonneke	2	1	3	6	0.50
5	2	STOLTENBORG Femke	2	-	2	4	0.50
5	3	BELIEN Yvon	2	1	1	4	0.50
5	6	BALKESTEIN-GROTHUES Maret	2	1	-	3	0.50
10	5	de KRUIJF Robin	1	2	1	4	0.25
11	9	SCHOOT Myrthe	-	1	1	2	0.00
	7	STEENBERGEN Quinta	-	-	-	-	-
Team Totals			36	32	22	90	9.00

Non-Scoring Set


Rk	No.	Name	Running Sets	Faults	Still Sets	Total Attempts	Avg. by Set
1	14	DIJKEMA Laura	26	-	25	51	6.50
2	2	STOLTENBORG Femke	22	1	30	53	5.50
3	16	STAM-PILON Debby	3	-	4	7	0.75
4	8	PIETERSEN Judith	1	-	1	2	0.25
4	3	BELIEN Yvon	1	-	-	1	0.25
4	4	PLAK Celeste	1	-	-	1	0.25
7	10	SLOETJES Lonneke	-	-	2	2	0.00
7	6	BALKESTEIN-GROTHUES Maret	-	-	1	1	0.00
7	11	BUIJS Anne	-	-	1	1	0.00
	5	de KRUIJF Robin	-	-	-	-	-
	7	STEENBERGEN Quinta	-	-	-	-	-
	9	SCHOOT Myrthe	-	-	-	-	-
Team Totals			54	1	64	119	13.50

Non-Scoring Reception

Limit 25.00%

Rk	No.	Name	Excellents	Faults	Serve Receptions	Total Attempts	Succ. %
1	11	BUIJS Anne	9	3	10	22	40.91
2	16	STAM-PILON Debby	5	4	18	27	18.52
	8	PIETERSEN Judith	3	2	9	14	
	4	PLAK Celeste	2	-	8	10	
	6	BALKESTEIN-GROTHUES Maret	1	-	2	3	
	9	SCHOOT Myrthe	-	-	2	2	
	5	de KRUIJF Robin	-	-	1	1	
	3	BELIEN Yvon	-	1	-	1	
	2	STOLTENBORG Femke	-	-	-	-	
	7	STEENBERGEN Quinta	-	-	-	-	
	10	SLOETJES Lonneke	-	-	-	-	
	14	DIJKEMA Laura	-	-	-	-	
Team Totals			20	10	50	80	25.00



Match Statistics

Estatísticas da partida / Statistiques du match

Match 37

P3

Match Duration: 1h52

Spectators: 7,897

NED vs USA
1 3

Team	Sets	1	2	3	4	Total
NED	1	23	27	22	19	91
USA	3	25	25	25	25	100
	Playing Time	24min	28min	26min	25min	1h43

First Referee: TURCI Paulo (BRA)


Second Referee: DUDEK Piotr (POL)

USA - USA

Scoring Spike

Limit
15.00%

Rk	No.	Name	Spikes	Faults	Shots	Total Attempts	Eff. %
1	10	LARSON-BURBACH Jordan	13	3	13	29	34.48
2	15	HILL Kimberly	13	3	18	34	29.41
	16	AKINRADEWO Foluke	13	-	4	17	
	5	ADAMS Rachael	8	2	7	17	
	12	MURPHY Kelly	5	1	6	12	
	25	LOWE Karsta	4	3	3	10	
	1	GLASS Alisha	-	-	1	1	
	2	BANWARTH Kayla	-	-	-	-	
	3	THOMPSON Courtney	-	-	-	-	
	6	LLOYD Carli	-	-	-	-	
	13	DIETZEN Christa Harmotto	-	-	-	-	
	23	ROBINSON Kelsey	-	-	-	-	
Team Totals			56	12	52	120	36.67

Scoring Block


Rk	No.	Name	Kill Blocks	Faults	Rebounds	Total Attempts	Avg. by Set
1	5	ADAMS Rachael	5	6	7	18	1.25
2	16	AKINRADEWO Foluke	2	4	7	13	0.50
2	10	LARSON-BURBACH Jordan	2	5	2	9	0.50
2	15	HILL Kimberly	2	5	1	8	0.50
5	12	MURPHY Kelly	1	3	2	6	0.25
5	1	GLASS Alisha	1	3	1	5	0.25
7	25	LOWE Karsta	-	2	1	3	0.00
7	13	DIETZEN Christa Harmotto	-	1	-	1	0.00
	2	BANWARTH Kayla	-	-	-	-	
	3	THOMPSON Courtney	-	-	-	-	
	6	LLOYD Carli	-	-	-	-	
	23	ROBINSON Kelsey	-	-	-	-	
Team Totals			13	29	21	63	3.25

Scoring Service


Rk	No.	Name	Aces	Faults	Serve Hits	Total Attempts	Avg. by Set
1	15	HILL Kimberly	4	3	11	18	1.00
2	5	ADAMS Rachael	2	3	8	13	0.50
3	16	AKINRADEWO Foluke	1	2	14	17	0.25
3	1	GLASS Alisha	1	1	11	13	0.25
3	12	MURPHY Kelly	1	1	11	13	0.25
3	25	LOWE Karsta	1	1	2	4	0.25
7	10	LARSON-BURBACH Jordan	-	2	16	18	0.00
7	3	THOMPSON Courtney	-	1	1	2	0.00
7	13	DIETZEN Christa Harmotto	-	1	-	1	0.00
	2	BANWARTH Kayla	-	-	-	-	
	6	LLOYD Carli	-	-	-	-	
	23	ROBINSON Kelsey	-	-	-	-	
Team Totals			10	15	74	99	2.50

Team
Opponent Errors & Team Faults

21



Match Statistics

Estatísticas da partida / Statistiques du match

Match 37

P3

Match Duration: 1h52

Spectators: 7,897


NED vs USA
1 3

Team	Sets	1	2	3	4	Total
NED	1	23	27	22	19	91
USA	3	25	25	25	25	100
	Playing Time	24min	28min	26min	25min	1h43

First Referee: TURCI Paulo (BRA)

Second Referee: DUDEK Piotr (POL)

USA - USA

Non-Scoring Dig


Rk	No.	Name	Digs	Faults	Receptions	Total Attempts	Avg. by Set
1	2	BANWARTH Kayla	5	8	8	21	1.25
2	10	LARSON-BURBACH Jordan	4	3	10	17	1.00
2	15	HILL Kimberly	4	2	3	9	1.00
4	1	GLASS Alisha	3	4	7	14	0.75
5	12	MURPHY Kelly	1	5	2	8	0.25
5	23	ROBINSON Kelsey	1	-	2	3	0.25
5	25	LOWE Karsta	1	-	2	3	0.25
5	6	LLOYD Carli	1	2	-	3	0.25
9	5	ADAMS Rachael	-	3	2	5	0.00
9	16	AKINRADEWO Foluke	-	-	4	4	0.00
	3	THOMPSON Courtney	-	-	-	-	-
	13	DIETZEN Christa Harmotto	-	-	-	-	-
Team Totals			20	27	40	87	5.00

Non-Scoring Set


Rk	No.	Name	Running Sets	Faults	Still Sets	Total Attempts	Avg. by Set
1	1	GLASS Alisha	45	1	46	92	11.25
2	6	LLOYD Carli	4	-	5	9	1.00
3	10	LARSON-BURBACH Jordan	3	-	2	5	0.75
4	2	BANWARTH Kayla	1	-	2	3	0.25
4	5	ADAMS Rachael	1	-	-	1	0.25
6	15	HILL Kimberly	-	-	3	3	0.00
6	16	AKINRADEWO Foluke	-	-	3	3	0.00
6	23	ROBINSON Kelsey	-	-	1	1	0.00
	3	THOMPSON Courtney	-	-	-	-	-
	12	MURPHY Kelly	-	-	-	-	-
	13	DIETZEN Christa Harmotto	-	-	-	-	-
	25	LOWE Karsta	-	-	-	-	-
Team Totals			54	1	62	117	13.50

Non-Scoring Reception

Limit 25.00%

Rk	No.	Name	Excellents	Faults	Serve Receptions	Total Attempts	Succ. %
1	2	BANWARTH Kayla	9	2	16	27	33.33
2	15	HILL Kimberly	7	4	17	28	25.00
	10	LARSON-BURBACH Jordan	9	-	5	14	
	23	ROBINSON Kelsey	2	-	5	7	
	1	GLASS Alisha	-	-	1	1	
	16	AKINRADEWO Foluke	-	-	1	1	
	3	THOMPSON Courtney	-	-	-	-	
	5	ADAMS Rachael	-	-	-	-	
	6	LLOYD Carli	-	-	-	-	
	12	MURPHY Kelly	-	-	-	-	
	13	DIETZEN Christa Harmotto	-	-	-	-	
	25	LOWE Karsta	-	-	-	-	
Team Totals			27	6	45	78	34.62

Legend:	Avg.	Eff. %	No.	Rk	Succ. %
	Average	Efficiency	Shirt Number	Rank	Success %