



Match Statistics
Estatísticas da partida / Statistiques du match

Match 35

P3

Match Duration: 2h04

CHN vs NED
3 1

Spectators: 8,411

Team	Sets	1	2	3	4	Total
CHN	3	27	23	29	25	104
NED	1	25	25	27	23	100
	Playing Time	28min	28min	31min	28min	1h55

First Referee: CESPEDES Denny (DOM)


Second Referee: PASQUALI Fabrizio (ITA)

CHN - China

Scoring Spike

Limit
15.00%

Rk	No.	Name	Spikes	Faults	Shots	Total Attempts	Eff. %
1	2	ZHU Ting	31	4	26	61	44.26
2	12	HUI Ruoqi	11	2	12	25	36.00
	1	YUAN Xinyue	5	-	8	13	
	9	ZHANG Changning	5	3	5	13	
	6	GONG Xiangyu	5	3	4	12	
	11	XU Yunli	3	-	5	8	
	17	YAN Ni	3	-	4	7	
	3	YANG Fangxu	2	1	3	6	
	7	WEI Qiuyue	-	-	1	1	
	10	LIU Xiaotong	-	-	-	-	
	15	LIN Li	-	-	-	-	
	16	DING Xia	-	-	-	-	
		Team Totals	65	13	68	146	35.62

Scoring Block


Rk	No.	Name	Kill Blocks	Faults	Rebounds	Total Attempts	Avg. by Set
1	1	YUAN Xinyue	3	5	12	20	0.75
1	6	GONG Xiangyu	3	3	1	7	0.75
3	17	YAN Ni	2	5	4	11	0.50
3	2	ZHU Ting	2	3	4	9	0.50
5	11	XU Yunli	-	7	2	9	0.00
5	16	DING Xia	-	2	5	7	0.00
5	3	YANG Fangxu	-	1	2	3	0.00
5	7	WEI Qiuyue	-	2	1	3	0.00
5	9	ZHANG Changning	-	2	1	3	0.00
5	12	HUI Ruoqi	-	1	1	2	0.00
	10	LIU Xiaotong	-	-	-	-	
	15	LIN Li	-	-	-	-	
		Team Totals	10	31	33	74	2.50

Scoring Service


Rk	No.	Name	Aces	Faults	Serve Hits	Total Attempts	Avg. by Set
1	12	HUI Ruoqi	1	1	25	27	0.25
1	9	ZHANG Changning	1	2	4	7	0.25
3	2	ZHU Ting	-	1	18	19	0.00
3	1	YUAN Xinyue	-	3	10	13	0.00
3	16	DING Xia	-	1	8	9	0.00
3	17	YAN Ni	-	-	7	7	0.00
3	6	GONG Xiangyu	-	1	6	7	0.00
3	11	XU Yunli	-	1	5	6	0.00
3	3	YANG Fangxu	-	-	4	4	0.00
3	7	WEI Qiuyue	-	-	3	3	0.00
3	10	LIU Xiaotong	-	-	1	1	0.00
	15	LIN Li	-	-	-	-	
		Team Totals	2	10	91	103	0.50

Team

Opponent Errors & Team Faults
27


Match Statistics

Estatísticas da partida / Statistiques du match

Match 35

P3

Match Duration: 2h04

CHN vs NED

Spectators: 8,411


3 1


Team	Sets	1	2	3	4	Total
CHN	3	27	23	29	25	104
NED	1	25	25	27	23	100
	Playing Time	28min	28min	31min	28min	1h55


First Referee: CESPEDES Denny (DOM)

Second Referee: PASQUALI Fabrizio (ITA)

CHN - China

Non-Scoring Dig	Rk	No.	Name	Digs	Faults	Receptions	Total Attempts	Avg. by Set
	1	12	HUI Ruoqi	9	7	6	22	2.25
	2	15	LIN Li	8	8	6	22	2.00
	3	6	GONG Xiangyu	5	3	4	12	1.25
	4	16	DING Xia	4	5	5	14	1.00
	4	9	ZHANG Changning	4	2	1	7	1.00
	6	7	WEI Qiuyue	3	5	7	15	0.75
	6	3	YANG Fangxu	3	2	1	6	0.75
	6	1	YUAN Xinyue	3	1	-	4	0.75
	9	2	ZHU Ting	2	3	3	8	0.50
	9	17	YAN Ni	2	-	1	3	0.50
	9	11	XU Yunli	2	1	-	3	0.50
	12	10	LIU Xiaotong	-	-	2	2	0.00
Team Totals				45	37	36	118	11.25

Non-Scoring Set	Rk	No.	Name	Running Sets	Faults	Still Sets	Total Attempts	Avg. by Set
	1	16	DING Xia	30	-	32	62	7.50
	2	7	WEI Qiuyue	17	-	25	42	4.25
	3	15	LIN Li	4	-	3	7	1.00
	4	2	ZHU Ting	2	-	3	5	0.50
	4	6	GONG Xiangyu	2	-	-	2	0.50
	6	12	HUI Ruoqi	1	-	2	3	0.25
	6	3	YANG Fangxu	1	-	-	1	0.25
	8	1	YUAN Xinyue	-	-	3	3	0.00
		9	ZHANG Changning	-	-	-	-	-
		10	LIU Xiaotong	-	-	-	-	-
		11	XU Yunli	-	-	-	-	-
		17	YAN Ni	-	-	-	-	-
Team Totals				57	-	68	125	14.25

Non-Scoring Reception	Rk	No.	Name	Excellents	Faults	Serve Receptions	Total Attempts	Succ. %
	1	15	LIN Li	8	1	11	20	40.00
	2	12	HUI Ruoqi	11	3	18	32	34.38
		2	ZHU Ting	5	2	6	13	-
		9	ZHANG Changning	4	-	5	9	-
		10	LIU Xiaotong	2	1	-	3	-
		6	GONG Xiangyu	1	-	-	1	-
		17	YAN Ni	-	-	1	1	-
		11	XU Yunli	-	1	-	1	-
		1	YUAN Xinyue	-	-	-	-	-
		3	YANG Fangxu	-	-	-	-	-
		7	WEI Qiuyue	-	-	-	-	-
		16	DING Xia	-	-	-	-	-
Limit	25.00%							
Team Totals				31	8	41	80	38.75


Match Statistics

Estatísticas da partida / Statistiques du match

Match 35

P3

Match Duration: 2h04

CHN vs NED

Spectators: 8,411

3 1

Team	Sets	1	2	3	4	Total
CHN	3	27	23	29	25	104
NED	1	25	25	27	23	100
	Playing Time	28min	28min	31min	28min	1h55

First Referee: CESPEDES Denny (DOM)


Second Referee: PASQUALI Fabrizio (ITA)

NED - Netherlands

Scoring Spike

Limit
15.00%

Rk	No.	Name	Spikes	Faults	Shots	Total Attempts	Eff. %
1	8	PIETERSEN Judith	15	3	9	27	44.44
2	4	PLAK Celeste	13	4	6	23	39.13
3	10	SLOETJES Lonneke	17	7	18	42	23.81
4	11	BUIJS Anne	10	6	10	26	15.38
	5	de KRUIJF Robin	8	-	6	14	
	3	BELIEN Yvon	5	-	7	12	
	14	DIJKEMA Laura	1	-	1	2	
	6	BALKESTEIN-GROTHUES Maret	-	1	1	2	
	2	STOLTENBORG Femke	-	-	-	-	
	7	STEENBERGEN Quinta	-	-	-	-	
	9	SCHOOT Myrthe	-	-	-	-	
	16	STAM-PILON Debby	-	-	-	-	
Team Totals			69	21	58	148	32.43

Scoring Block


Rk	No.	Name	Kill Blocks	Faults	Rebounds	Total Attempts	Avg. by Set
1	5	de KRUIJF Robin	4	4	12	20	1.00
2	10	SLOETJES Lonneke	1	6	9	16	0.25
2	8	PIETERSEN Judith	1	3	2	6	0.25
4	11	BUIJS Anne	-	5	4	9	0.00
4	3	BELIEN Yvon	-	2	6	8	0.00
4	14	DIJKEMA Laura	-	4	2	6	0.00
4	2	STOLTENBORG Femke	-	1	2	3	0.00
4	6	BALKESTEIN-GROTHUES Maret	-	2	-	2	0.00
	4	PLAK Celeste	-	-	-	-	
	7	STEENBERGEN Quinta	-	-	-	-	
	9	SCHOOT Myrthe	-	-	-	-	
	16	STAM-PILON Debby	-	-	-	-	
Team Totals			6	27	37	70	1.50

Scoring Service


Rk	No.	Name	Aces	Faults	Serve Hits	Total Attempts	Avg. by Set
1	11	BUIJS Anne	3	2	12	17	0.75
2	14	DIJKEMA Laura	2	1	15	18	0.50
3	3	BELIEN Yvon	1	4	12	17	0.25
3	10	SLOETJES Lonneke	1	3	11	15	0.25
3	5	de KRUIJF Robin	1	3	8	12	0.25
6	8	PIETERSEN Judith	-	-	10	10	0.00
6	4	PLAK Celeste	-	-	7	7	0.00
6	6	BALKESTEIN-GROTHUES Maret	-	1	3	4	0.00
6	2	STOLTENBORG Femke	-	-	1	1	0.00
	7	STEENBERGEN Quinta	-	-	-	-	
	9	SCHOOT Myrthe	-	-	-	-	
	16	STAM-PILON Debby	-	-	-	-	
Team Totals			8	14	79	101	2.00

Team
Opponent Errors & Team Faults

17


Match Statistics

Estatísticas da partida / Statistiques du match

Match 35

P3

Match Duration: 2h04

CHN vs NED

Spectators: 8,411


3 1

Team	Sets	1	2	3	4	Total
CHN	3	27	23	29	25	104
NED	1	25	25	27	23	100
	Playing Time	28min	28min	31min	28min	1h55

First Referee: CESPEDES Denny (DOM)

Second Referee: PASQUALI Fabrizio (ITA)

NED - Netherlands

Non-Scoring Dig


Rk	No.	Name	Digs	Faults	Receptions	Total Attempts	Avg. by Set
1	16	STAM-PILON Debby	15	12	11	38	3.75
2	8	PIETERSEN Judith	6	7	5	18	1.50
3	10	SLOETJES Lonneke	5	2	5	12	1.25
4	11	BUIJS Anne	4	2	10	16	1.00
5	6	BALKESTEIN-GROTHUES Maret	3	4	4	11	0.75
6	14	DIJKEMA Laura	2	2	6	10	0.50
6	3	BELIEN Yvon	2	3	1	6	0.50
6	4	PLAK Celeste	2	1	-	3	0.50
9	9	SCHOOT Myrthe	1	2	2	5	0.25
9	2	STOLTENBORG Femke	1	1	-	2	0.25
11	5	de KRUIJF Robin	-	3	2	5	0.00
7		STEENBERGEN Quinta	-	-	-	-	-
Team Totals			41	39	46	126	10.25

Non-Scoring Set


Rk	No.	Name	Running Sets	Faults	Still Sets	Total Attempts	Avg. by Set
1	14	DIJKEMA Laura	57	1	62	120	14.25
2	16	STAM-PILON Debby	3	-	1	4	0.75
3	2	STOLTENBORG Femke	1	-	4	5	0.25
3	8	PIETERSEN Judith	1	-	1	2	0.25
5	3	BELIEN Yvon	-	-	1	1	0.00
5	10	SLOETJES Lonneke	-	-	1	1	0.00
4		PLAK Celeste	-	-	-	-	-
5		de KRUIJF Robin	-	-	-	-	-
6		BALKESTEIN-GROTHUES Maret	-	-	-	-	-
7		STEENBERGEN Quinta	-	-	-	-	-
9		SCHOOT Myrthe	-	-	-	-	-
11		BUIJS Anne	-	-	-	-	-
Team Totals			62	1	70	133	15.50

Non-Scoring Reception

Limit
25.00%

Rk	No.	Name	Excellents	Faults	Serve Receptions	Total Attempts	Succ. %
1	16	STAM-PILON Debby	10	1	16	27	37.04
8		PIETERSEN Judith	4	1	15	20	
6		BALKESTEIN-GROTHUES Maret	12	-	3	15	
11		BUIJS Anne	4	-	9	13	
9		SCHOOT Myrthe	2	-	5	7	
4		PLAK Celeste	1	-	-	1	
5		de KRUIJF Robin	1	-	-	1	
2		STOLTENBORG Femke	-	-	-	-	
3		BELIEN Yvon	-	-	-	-	
7		STEENBERGEN Quinta	-	-	-	-	
10		SLOETJES Lonneke	-	-	-	-	
14		DIJKEMA Laura	-	-	-	-	
Team Totals			34	2	48	84	40.48

Legend:

Avg. Average Eff. % Efficiency No. Shirt Number Rk Rank Succ.% Success %