


Match Statistics

Estatísticas da partida / Statistiques du match

Match 28

P3

Match Duration: 1h42

USA vs CHN

Spectators: 6,897

3 1

| Team | Sets | 1 | 2 | 3 | 4 | Total |
|------|---------------------|-------|-------|-------|-------|-------|
| USA | 3 | 22 | 25 | 25 | 25 | 97 |
| CHN | 1 | 25 | 17 | 19 | 19 | 80 |
| | Playing Time | 23min | 21min | 24min | 25min | 1h33 |


First Referee: KRAFT Heike (GER)

Second Referee: MOKRY Juraj (SVK)

USA - USA

| Scoring Spike |
|--|
|  |
| Limit |
| 15.00% |

| Rk | No. | Name | Spikes | Faults | Shots | Total Attempts | Eff. % |
|--------------------|-----|--------------------------|--------|--------|-------|----------------|--------|
| 1 | 23 | ROBINSON Kelsey | 11 | 1 | 10 | 22 | 45.45 |
| 2 | 16 | AKINRADEWO Foluke | 13 | 3 | 7 | 23 | 43.48 |
| 3 | 10 | LARSON-BURBACH Jordan | 15 | 1 | 18 | 34 | 41.18 |
| 4 | 12 | MURPHY Kelly | 11 | 6 | 11 | 28 | 17.86 |
| | 15 | HILL Kimberly | 5 | 2 | 3 | 10 | |
| | 13 | DIETZEN Christa Harmotto | 5 | - | 3 | 8 | |
| | 25 | LOWE Karsta | - | 3 | 3 | 6 | |
| | 1 | GLASS Alisha | 2 | - | 1 | 3 | |
| | 5 | ADAMS Rachael | 1 | 1 | 1 | 3 | |
| | 2 | BANWARTH Kayla | - | - | - | - | |
| | 3 | THOMPSON Courtney | - | - | - | - | |
| | 6 | LLOYD Carli | - | - | - | - | |
| Team Totals | | | 63 | 17 | 57 | 137 | 33.58 |

| Scoring Block |
|--|
|  |

| Rk | No. | Name | Kill Blocks | Faults | Rebounds | Total Attempts | Avg. by Set |
|--------------------|-----|--------------------------|-------------|--------|----------|----------------|-------------|
| 1 | 16 | AKINRADEWO Foluke | 2 | 4 | 6 | 12 | 0.50 |
| 2 | 13 | DIETZEN Christa Harmotto | 1 | 3 | 3 | 7 | 0.25 |
| 2 | 10 | LARSON-BURBACH Jordan | 1 | 3 | 2 | 6 | 0.25 |
| 2 | 5 | ADAMS Rachael | 1 | 1 | 3 | 5 | 0.25 |
| 2 | 23 | ROBINSON Kelsey | 1 | - | 1 | 2 | 0.25 |
| 2 | 25 | LOWE Karsta | 1 | - | 1 | 2 | 0.25 |
| 7 | 12 | MURPHY Kelly | - | 4 | 2 | 6 | 0.00 |
| 7 | 1 | GLASS Alisha | - | - | 4 | 4 | 0.00 |
| 7 | 15 | HILL Kimberly | - | 1 | 1 | 2 | 0.00 |
| | 2 | BANWARTH Kayla | - | - | - | - | |
| | 3 | THOMPSON Courtney | - | - | - | - | |
| | 6 | LLOYD Carli | - | - | - | - | |
| Team Totals | | | 7 | 16 | 23 | 46 | 1.75 |

| Scoring Service |
|--|
|  |

| Rk | No. | Name | Aces | Faults | Serve Hits | Total Attempts | Avg. by Set |
|--------------------|-----|--------------------------|------|--------|------------|----------------|-------------|
| 1 | 10 | LARSON-BURBACH Jordan | 2 | 1 | 14 | 17 | 0.50 |
| 1 | 12 | MURPHY Kelly | 2 | - | 14 | 16 | 0.50 |
| 3 | 23 | ROBINSON Kelsey | 1 | 1 | 4 | 6 | 0.25 |
| 4 | 16 | AKINRADEWO Foluke | - | 1 | 19 | 20 | 0.00 |
| 4 | 1 | GLASS Alisha | - | 2 | 12 | 14 | 0.00 |
| 4 | 15 | HILL Kimberly | - | 2 | 5 | 7 | 0.00 |
| 4 | 13 | DIETZEN Christa Harmotto | - | 2 | 4 | 6 | 0.00 |
| 4 | 3 | THOMPSON Courtney | - | - | 5 | 5 | 0.00 |
| 4 | 5 | ADAMS Rachael | - | 2 | 2 | 4 | 0.00 |
| 4 | 6 | LLOYD Carli | - | 1 | - | 1 | 0.00 |
| | 2 | BANWARTH Kayla | - | - | - | - | |
| | 25 | LOWE Karsta | - | - | - | - | |
| Team Totals | | | 5 | 12 | 79 | 96 | 1.25 |

| Team |
|--|
| Opponent Errors & Team Faults |

| |
|----|
| 22 |
|----|


Match Statistics

Estatísticas da partida / Statistiques du match

Match 28

P3

Match Duration: 1h42

Spectators: 6,897


USA vs CHN
3 1


| Team | Sets | 1 | 2 | 3 | 4 | Total |
|------|---------------------|-------|-------|-------|-------|-------|
| USA | 3 | 22 | 25 | 25 | 25 | 97 |
| CHN | 1 | 25 | 17 | 19 | 19 | 80 |
| | Playing Time | 23min | 21min | 24min | 25min | 1h33 |


First Referee: KRAFT Heike (GER)

Second Referee: MOKRY Juraj (SVK)

USA - USA

| Non-Scoring Dig | Rk | No. | Name | Digs | Faults | Receptions | Total Attempts | Avg. by Set |
|--|--------------------|-------------|--------------------------|------|--------|------------|----------------|-------------|
|  | 1 | 10 | LARSON-BURBACH Jordan | 14 | 4 | 6 | 24 | 3.50 |
| | 2 | 2 | BANWARTH Kayla | 9 | 6 | 5 | 20 | 2.25 |
| | 3 | 23 | ROBINSON Kelsey | 6 | 1 | 6 | 13 | 1.50 |
| | 4 | 15 | HILL Kimberly | 4 | 1 | 2 | 7 | 1.00 |
| | 5 | 1 | GLASS Alisha | 3 | 9 | 4 | 16 | 0.75 |
| | 6 | 12 | MURPHY Kelly | 2 | 7 | 7 | 16 | 0.50 |
| | 6 | 16 | AKINRADEWO Foluke | 2 | 1 | 1 | 4 | 0.50 |
| | 6 | 13 | DIETZEN Christa Harmotto | 2 | - | 1 | 3 | 0.50 |
| | 9 | 6 | LLOYD Carli | 1 | 1 | - | 2 | 0.25 |
| | 9 | 3 | THOMPSON Courtney | 1 | - | - | 1 | 0.25 |
| | | 5 | ADAMS Rachael | - | - | - | - | - |
| | 25 | LOWE Karsta | - | - | - | - | - | |
| | Team Totals | | | 44 | 30 | 32 | 106 | 11.00 |

| Non-Scoring Set | Rk | No. | Name | Running Sets | Faults | Still Sets | Total Attempts | Avg. by Set |
|---|--------------------|-------------|--------------------------|--------------|--------|------------|----------------|-------------|
|  | 1 | 1 | GLASS Alisha | 51 | - | 51 | 102 | 12.75 |
| | 2 | 10 | LARSON-BURBACH Jordan | 3 | - | 3 | 6 | 0.75 |
| | 2 | 2 | BANWARTH Kayla | 3 | - | 2 | 5 | 0.75 |
| | 4 | 6 | LLOYD Carli | 1 | - | 11 | 12 | 0.25 |
| | 4 | 13 | DIETZEN Christa Harmotto | 1 | - | - | 1 | 0.25 |
| | 6 | 12 | MURPHY Kelly | - | - | 1 | 1 | 0.00 |
| | 6 | 16 | AKINRADEWO Foluke | - | - | 1 | 1 | 0.00 |
| | | 3 | THOMPSON Courtney | - | - | - | - | - |
| | | 5 | ADAMS Rachael | - | - | - | - | - |
| | | 15 | HILL Kimberly | - | - | - | - | - |
| | | 23 | ROBINSON Kelsey | - | - | - | - | - |
| | 25 | LOWE Karsta | - | - | - | - | - | |
| | Team Totals | | | 59 | | 69 | 128 | 14.75 |

| Non-Scoring Reception | Rk | No. | Name | Excellents | Faults | Serve Receptions | Total Attempts | Succ. % |
|--|--------------------|-------------|--------------------------|------------|--------|------------------|----------------|---------|
|  | 1 | 10 | LARSON-BURBACH Jordan | 10 | - | 11 | 21 | 47.62 |
| | 2 | 23 | ROBINSON Kelsey | 8 | - | 15 | 23 | 34.78 |
| | | 2 | BANWARTH Kayla | 5 | 1 | 11 | 17 | |
| | | 15 | HILL Kimberly | - | 1 | 6 | 7 | |
| | | 5 | ADAMS Rachael | - | 1 | - | 1 | |
| | | 1 | GLASS Alisha | - | - | - | - | |
| | | 3 | THOMPSON Courtney | - | - | - | - | |
| | | 6 | LLOYD Carli | - | - | - | - | |
| | | 12 | MURPHY Kelly | - | - | - | - | |
| | | 13 | DIETZEN Christa Harmotto | - | - | - | - | |
| | | 16 | AKINRADEWO Foluke | - | - | - | - | |
| | 25 | LOWE Karsta | - | - | - | - | | |
| | Team Totals | | | 23 | 3 | 43 | 69 | 33.33 |
| Limit | | | | | | | | 25.00% |



Match Statistics

Estatísticas da partida / Statistiques du match

Match 28

P3

Match Duration: 1h42

USA vs CHN
3 1

Spectators: 6,897

| Team | Sets | 1 | 2 | 3 | 4 | Total |
|------|---------------------|-------|-------|-------|-------|-------|
| USA | 3 | 22 | 25 | 25 | 25 | 97 |
| CHN | 1 | 25 | 17 | 19 | 19 | 80 |
| | Playing Time | 23min | 21min | 24min | 25min | 1h33 |


First Referee: KRAFT Heike (GER)

Second Referee: MOKRY Juraj (SVK)

CHN - China

| Scoring Spike |
|--|
|  |
| Limit |
| 15.00% |

| Rk | No. | Name | Spikes | Faults | Shots | Total Attempts | Eff. % |
|--------------------|-----|-----------------|--------|--------|-------|----------------|--------|
| 1 | 2 | ZHU Ting | 19 | 2 | 19 | 40 | 42.50 |
| 2 | 12 | HUI Ruoqi | 9 | 6 | 12 | 27 | 11.11 |
| | 1 | YUAN Xinyue | 6 | 2 | 10 | 18 | |
| | 9 | ZHANG Changning | 5 | 4 | 6 | 15 | |
| | 6 | GONG Xiangyu | 3 | 1 | 4 | 8 | |
| | 10 | LIU Xiaotong | 1 | - | 4 | 5 | |
| | 17 | YAN Ni | 3 | 1 | 1 | 5 | |
| | 11 | XU Yunli | 2 | - | - | 2 | |
| | 16 | DING Xia | - | 1 | 1 | 2 | |
| | 7 | WEI Qiuyue | - | 1 | - | 1 | |
| | 3 | YANG Fangxu | - | - | - | - | |
| | 15 | LIN Li | - | - | - | - | |
| Team Totals | | | 48 | 18 | 57 | 123 | 24.39 |

| Scoring Block |
|--|
|  |

| Rk | No. | Name | Kill Blocks | Faults | Rebounds | Total Attempts | Avg. by Set |
|--------------------|-----|-----------------|-------------|--------|----------|----------------|-------------|
| 1 | 2 | ZHU Ting | 4 | 1 | 4 | 9 | 1.00 |
| 2 | 12 | HUI Ruoqi | 3 | 2 | 2 | 7 | 0.75 |
| 3 | 16 | DING Xia | 2 | 1 | 4 | 7 | 0.50 |
| 4 | 1 | YUAN Xinyue | 1 | 4 | 14 | 19 | 0.25 |
| 4 | 9 | ZHANG Changning | 1 | 2 | 9 | 12 | 0.25 |
| 6 | 17 | YAN Ni | - | 4 | 4 | 8 | 0.00 |
| 6 | 11 | XU Yunli | - | 3 | 2 | 5 | 0.00 |
| 6 | 7 | WEI Qiuyue | - | - | 1 | 1 | 0.00 |
| 6 | 10 | LIU Xiaotong | - | 1 | - | 1 | 0.00 |
| | 3 | YANG Fangxu | - | - | - | - | |
| | 6 | GONG Xiangyu | - | - | - | - | |
| | 15 | LIN Li | - | - | - | - | |
| Team Totals | | | 11 | 18 | 40 | 69 | 2.75 |

| Scoring Service |
|--|
|  |

| Rk | No. | Name | Aces | Faults | Serve Hits | Total Attempts | Avg. by Set |
|--------------------|-----|-----------------|------|--------|------------|----------------|-------------|
| 1 | 12 | HUI Ruoqi | 2 | 1 | 12 | 15 | 0.50 |
| 2 | 9 | ZHANG Changning | 1 | 1 | 12 | 14 | 0.25 |
| 3 | 2 | ZHU Ting | - | 2 | 10 | 12 | 0.00 |
| 3 | 1 | YUAN Xinyue | - | 3 | 8 | 11 | 0.00 |
| 3 | 16 | DING Xia | - | - | 10 | 10 | 0.00 |
| 3 | 17 | YAN Ni | - | - | 9 | 9 | 0.00 |
| 3 | 11 | XU Yunli | - | - | 4 | 4 | 0.00 |
| 3 | 6 | GONG Xiangyu | - | 1 | 3 | 4 | 0.00 |
| 3 | 7 | WEI Qiuyue | - | - | 1 | 1 | 0.00 |
| 3 | 10 | LIU Xiaotong | - | - | 1 | 1 | 0.00 |
| | 3 | YANG Fangxu | - | - | - | - | |
| | 15 | LIN Li | - | - | - | - | |
| Team Totals | | | 3 | 8 | 70 | 81 | 0.75 |

| Team |
|--|
| Opponent Errors & Team Faults |

| |
|----|
| 18 |
|----|


Match Statistics

Estatísticas da partida / Statistiques du match

Match 28

P3

Match Duration: 1h42

USA vs CHN
3 1


Spectators: 6,897

| Team | Sets | 1 | 2 | 3 | 4 | Total |
|------|---------------------|-------|-------|-------|-------|-------|
| USA | 3 | 22 | 25 | 25 | 25 | 97 |
| CHN | 1 | 25 | 17 | 19 | 19 | 80 |
| | Playing Time | 23min | 21min | 24min | 25min | 1h33 |

First Referee: KRAFT Heike (GER)

Second Referee: MOKRY Juraj (SVK)

CHN - China

| Non-Scoring Dig |
|--|
|  |

| Rk | No. | Name | Digs | Faults | Receptions | Total Attempts | Avg. by Set |
|--------------------|-----|-----------------|------|--------|------------|----------------|-------------|
| 1 | 15 | LIN Li | 7 | 9 | 3 | 19 | 1.75 |
| 1 | 12 | HUI Ruoqi | 7 | 3 | 3 | 13 | 1.75 |
| 3 | 2 | ZHU Ting | 6 | 9 | 5 | 20 | 1.50 |
| 4 | 16 | DING Xia | 3 | 6 | 7 | 16 | 0.75 |
| 5 | 9 | ZHANG Changning | 2 | 6 | 5 | 13 | 0.50 |
| 5 | 10 | LIU Xiaotong | 2 | - | - | 2 | 0.50 |
| 7 | 6 | GONG Xiangyu | 1 | 2 | 3 | 6 | 0.25 |
| 7 | 7 | WEI Qiuyue | 1 | 1 | 2 | 4 | 0.25 |
| 7 | 17 | YAN Ni | 1 | 2 | 1 | 4 | 0.25 |
| 10 | 11 | XU Yunli | - | 3 | 3 | 6 | 0.00 |
| 10 | 1 | YUAN Xinyue | - | 4 | 1 | 5 | 0.00 |
| | 3 | YANG Fangxu | - | - | - | - | - |
| Team Totals | | | 30 | 45 | 33 | 108 | 7.50 |

| Non-Scoring Set |
|---|
|  |

| Rk | No. | Name | Running Sets | Faults | Still Sets | Total Attempts | Avg. by Set |
|--------------------|-----|-----------------|--------------|--------|------------|----------------|-------------|
| 1 | 16 | DING Xia | 29 | 2 | 34 | 65 | 7.25 |
| 2 | 7 | WEI Qiuyue | 13 | - | 13 | 26 | 3.25 |
| 3 | 15 | LIN Li | 2 | 1 | 2 | 5 | 0.50 |
| 4 | 1 | YUAN Xinyue | 1 | - | 1 | 2 | 0.25 |
| 5 | 9 | ZHANG Changning | - | - | 7 | 7 | 0.00 |
| 5 | 2 | ZHU Ting | - | - | 2 | 2 | 0.00 |
| 5 | 12 | HUI Ruoqi | - | - | 2 | 2 | 0.00 |
| 5 | 6 | GONG Xiangyu | - | - | 1 | 1 | 0.00 |
| 5 | 11 | XU Yunli | - | - | 1 | 1 | 0.00 |
| | 3 | YANG Fangxu | - | - | - | - | - |
| | 10 | LIU Xiaotong | - | - | - | - | - |
| | 17 | YAN Ni | - | - | - | - | - |
| Team Totals | | | 45 | 3 | 63 | 111 | 11.25 |

| Non-Scoring Reception |
|--|
|  |
| Limit |
| 25.00% |

| Rk | No. | Name | Excellents | Faults | Serve Receptions | Total Attempts | Succ. % |
|--------------------|-----|-----------------|------------|--------|------------------|----------------|---------|
| 1 | 15 | LIN Li | 11 | 3 | 25 | 39 | 28.21 |
| 2 | 12 | HUI Ruoqi | 7 | - | 19 | 26 | 26.92 |
| | 9 | ZHANG Changning | 2 | - | 3 | 5 | |
| | 2 | ZHU Ting | - | 1 | 2 | 3 | |
| | 10 | LIU Xiaotong | - | 1 | 1 | 2 | |
| | 17 | YAN Ni | - | - | 1 | 1 | |
| | 1 | YUAN Xinyue | - | - | - | - | |
| | 3 | YANG Fangxu | - | - | - | - | |
| | 6 | GONG Xiangyu | - | - | - | - | |
| | 7 | WEI Qiuyue | - | - | - | - | |
| | 11 | XU Yunli | - | - | - | - | |
| | 16 | DING Xia | - | - | - | - | |
| Team Totals | | | 20 | 5 | 51 | 76 | 26.32 |

| Legend: | Avg. | Eff. % | No. | Rk | Succ. % |
|---------|---------|------------|--------------|------|-----------|
| | Average | Efficiency | Shirt Number | Rank | Success % |