


**Match Statistics**

Estatísticas da partida / Statistiques du match

Match 11

**P3**

Match Duration: 1h53

**RUS vs KOR**

Spectators: 5,398

**3 1**

Team	Sets	1	2	3	4	Total
RUS	3	25	23	25	25	98
KOR	1	23	25	23	14	85
	<b>Playing Time</b>	26min	27min	29min	25min	1h47

First Referee: DUDEK Piotr (POL)


Second Referee: AL-NAAMA Ibrahim (QAT)

**RUS - Russia**

Scoring Spike

<b>Limit</b>
<b>15.00%</b>

Rk	No.	Name	Spikes	Faults	Shots	Total Attempts	Eff. %
1	15	KOSHELEVA Tatiana	17	1	12	30	53.33
2	8	GONCHAROVA Nataliya	19	9	17	45	22.22
	16	VORONKOVA Irina	7	3	3	13	
	14	FETISOVA Irina	3	-	7	10	
	1	SHCHERBAN Yana	-	2	7	9	
	4	ZARYAZHKO Irina	3	-	3	6	
	20	SHLYAKHOVAYA Anastasia	3	-	1	4	
	10	KOSIANENKO Ekaterina	1	-	-	1	
	3	EZHOVA Elena	-	-	-	-	
	6	MALYGINA Daria	-	-	-	-	
	9	VETROVA Vera	-	-	-	-	
	19	MALOVA Anna	-	-	-	-	
<b>Team Totals</b>			53	15	50	118	32.20

Scoring Block


Rk	No.	Name	Kill Blocks	Faults	Rebounds	Total Attempts	Avg. by Set
1	14	FETISOVA Irina	4	3	8	15	1.00
1	4	ZARYAZHKO Irina	4	2	6	12	1.00
3	8	GONCHAROVA Nataliya	3	1	9	13	0.75
4	15	KOSHELEVA Tatiana	1	4	5	10	0.25
4	16	VORONKOVA Irina	1	4	5	10	0.25
4	20	SHLYAKHOVAYA Anastasia	1	1	1	3	0.25
7	1	SHCHERBAN Yana	-	1	4	5	0.00
7	10	KOSIANENKO Ekaterina	-	-	1	1	0.00
7	6	MALYGINA Daria	-	1	-	1	0.00
	3	EZHOVA Elena	-	-	-	-	
	9	VETROVA Vera	-	-	-	-	
	19	MALOVA Anna	-	-	-	-	
<b>Team Totals</b>			14	17	39	70	3.50

Scoring Service


Rk	No.	Name	Aces	Faults	Serve Hits	Total Attempts	Avg. by Set
1	16	VORONKOVA Irina	5	2	8	15	1.25
2	15	KOSHELEVA Tatiana	4	1	17	22	1.00
3	14	FETISOVA Irina	1	2	12	15	0.25
3	1	SHCHERBAN Yana	1	-	3	4	0.25
3	20	SHLYAKHOVAYA Anastasia	1	-	3	4	0.25
6	10	KOSIANENKO Ekaterina	-	1	17	18	0.00
6	8	GONCHAROVA Nataliya	-	2	8	10	0.00
6	4	ZARYAZHKO Irina	-	2	4	6	0.00
6	9	VETROVA Vera	-	1	2	3	0.00
	3	EZHOVA Elena	-	-	-	-	
	6	MALYGINA Daria	-	-	-	-	
	19	MALOVA Anna	-	-	-	-	
<b>Team Totals</b>			12	11	74	97	3.00

Team
<b>Opponent Errors &amp; Team Faults</b>

19	1
----	---


**Match Statistics**

Estatísticas da partida / Statistiques du match

Match 11

**P3**

Match Duration: 1h53

**RUS vs KOR**

Spectators: 5,398


**3 1**

Team	Sets	1	2	3	4	Total
RUS	3	25	23	25	25	98
KOR	1	23	25	23	14	85
	<b>Playing Time</b>	26min	27min	29min	25min	1h47

First Referee: DUDEK Piotr (POL)

Second Referee: AL-NAAMA Ibrahim (QAT)

**RUS - Russia**

Non-Scoring Dig


Rk	No.	Name	Digs	Faults	Receptions	Total Attempts	Avg. by Set
1	19	MALOVA Anna	16	10	2	28	4.00
2	10	KOSIANENKO Ekaterina	9	7	5	21	2.25
3	15	KOSHELEVA Tatiana	8	9	5	22	2.00
4	16	VORONKOVA Irina	4	3	1	8	1.00
5	8	GONCHAROVA Nataliya	3	2	5	10	0.75
5	14	FETISOVA Irina	3	2	2	7	0.75
7	1	SHCHERBAN Yana	2	1	-	3	0.50
8	4	ZARYAZHKO Irina	-	1	1	2	0.00
	3	EZHOVA Elena	-	-	-	-	-
	6	MALYGINA Daria	-	-	-	-	-
	9	VETROVA Vera	-	-	-	-	-
	20	SHLYAKHOVAYA Anastasia	-	-	-	-	-
<b>Team Totals</b>			45	35	21	101	11.25

Non-Scoring Set


Rk	No.	Name	Running Sets	Faults	Still Sets	Total Attempts	Avg. by Set
1	10	KOSIANENKO Ekaterina	41	-	50	91	10.25
2	19	MALOVA Anna	5	-	7	12	1.25
3	9	VETROVA Vera	1	1	-	2	0.25
4	15	KOSHELEVA Tatiana	-	-	2	2	0.00
	1	SHCHERBAN Yana	-	-	-	-	-
	3	EZHOVA Elena	-	-	-	-	-
	4	ZARYAZHKO Irina	-	-	-	-	-
	6	MALYGINA Daria	-	-	-	-	-
	8	GONCHAROVA Nataliya	-	-	-	-	-
	14	FETISOVA Irina	-	-	-	-	-
	16	VORONKOVA Irina	-	-	-	-	-
	20	SHLYAKHOVAYA Anastasia	-	-	-	-	-
<b>Team Totals</b>			47	1	59	107	11.75

Non-Scoring Reception

<b>Limit</b>
25.00%

Rk	No.	Name	Excellents	Faults	Serve Receptions	Total Attempts	Succ. %
1	19	MALOVA Anna	9	3	6	18	50.00
2	16	VORONKOVA Irina	5	2	23	30	16.67
	1	SHCHERBAN Yana	4	2	5	11	-
	8	GONCHAROVA Nataliya	-	-	6	6	-
	15	KOSHELEVA Tatiana	2	-	3	5	-
	4	ZARYAZHKO Irina	-	-	1	1	-
	3	EZHOVA Elena	-	-	-	-	-
	6	MALYGINA Daria	-	-	-	-	-
	9	VETROVA Vera	-	-	-	-	-
	10	KOSIANENKO Ekaterina	-	-	-	-	-
	14	FETISOVA Irina	-	-	-	-	-
	20	SHLYAKHOVAYA Anastasia	-	-	-	-	-
<b>Team Totals</b>			20	7	44	71	28.17



### Match Statistics

Estatísticas da partida / Statistiques du match

Match 11

P3

Match Duration: 1h53

**RUS vs KOR**  
3 1

Spectators: 5,398

Team	Sets	1	2	3	4	Total
RUS	3	25	23	25	25	98
KOR	1	23	25	23	14	85
	<b>Playing Time</b>	26min	27min	29min	25min	1h47

First Referee: DUDEK Piotr (POL)


Second Referee: AL-NAAMA Ibrahim (QAT)

### KOR - Korea

Scoring Spike

<b>Limit</b>
<b>15.00%</b>

Rk	No.	Name	Spikes	Faults	Shots	Total Attempts	Eff. %
1	14	YANG Hyo Jin	12	1	9	22	50.00
2	10	KIM Yeon Koung	16	9	20	45	15.56
	4	KIM Heejin	7	8	9	24	
	7	LEE Jaeyeong	7	3	10	20	
	16	BAE Yoo Na	5	2	5	12	
	13	PARK Jeongah	2	1	5	8	
	11	KIM Su Ji	1	-	4	5	
	3	LEE Hyo Hee	-	-	1	1	
	5	KIM Hae Ran	-	-	-	-	
	6	HWANG Youn Joo	-	-	-	-	
	8	NAM Jie Youn	-	-	-	-	
	17	YEUM Hye Seon	-	-	-	-	
<b>Team Totals</b>			50	24	63	137	18.98

Scoring Block


Rk	No.	Name	Kill Blocks	Faults	Rebounds	Total Attempts	Avg. by Set
1	14	YANG Hyo Jin	2	6	5	13	0.50
1	10	KIM Yeon Koung	2	1	4	7	0.50
3	16	BAE Yoo Na	1	5	4	10	0.25
3	13	PARK Jeongah	1	-	1	2	0.25
5	3	LEE Hyo Hee	-	2	3	5	0.00
5	4	KIM Heejin	-	1	3	4	0.00
5	11	KIM Su Ji	-	-	3	3	0.00
5	7	LEE Jaeyeong	-	1	2	3	0.00
	5	KIM Hae Ran	-	-	-	-	
	6	HWANG Youn Joo	-	-	-	-	
	8	NAM Jie Youn	-	-	-	-	
	17	YEUM Hye Seon	-	-	-	-	
<b>Team Totals</b>			6	16	25	47	1.50

Scoring Service


Rk	No.	Name	Aces	Faults	Serve Hits	Total Attempts	Avg. by Set
1	14	YANG Hyo Jin	3	2	12	17	0.75
2	10	KIM Yeon Koung	2	2	11	15	0.50
3	3	LEE Hyo Hee	1	-	12	13	0.25
3	4	KIM Heejin	1	3	7	11	0.25
5	16	BAE Yoo Na	-	-	13	13	0.00
5	7	LEE Jaeyeong	-	1	9	10	0.00
5	11	KIM Su Ji	-	-	4	4	0.00
5	13	PARK Jeongah	-	-	2	2	0.00
5	17	YEUM Hye Seon	-	-	1	1	0.00
	5	KIM Hae Ran	-	-	-	-	
	6	HWANG Youn Joo	-	-	-	-	
	8	NAM Jie Youn	-	-	-	-	
<b>Team Totals</b>			7	8	71	86	1.75

Team
<b>Opponent Errors &amp; Team Faults</b>

22	1
----	---



### Match Statistics

Estatísticas da partida / Statistiques du match

Match 11

**P3**

Match Duration: 1h53

**RUS vs KOR**  
3 1


Spectators: 5,398

Team	Sets	1	2	3	4	Total
RUS	3	25	23	25	25	98
KOR	1	23	25	23	14	85
	<b>Playing Time</b>	26min	27min	29min	25min	1h47

First Referee: DUDEK Piotr (POL)

Second Referee: AL-NAAMA Ibrahim (QAT)

### KOR - Korea

Non-Scoring Dig


Rk	No.	Name	Digs	Faults	Receptions	Total Attempts	Avg. by Set
1	5	KIM Hae Ran	13	9	4	26	3.25
2	10	KIM Yeon Koung	10	7	4	21	2.50
3	4	KIM Heejin	7	5	1	13	1.75
4	7	LEE Jaeyeong	4	8	7	19	1.00
4	3	LEE Hyo Hee	4	4	3	11	1.00
4	16	BAE Yoo Na	4	1	2	7	1.00
7	14	YANG Hyo Jin	3	1	2	6	0.75
7	8	NAM Jie Youn	3	1	-	4	0.75
9	13	PARK Jeongah	2	-	-	2	0.50
10	11	KIM Su Ji	1	-	-	1	0.25
10	17	YEUM Hye Seon	1	-	-	1	0.25
	6	HWANG Youn Joo	-	-	-	-	-
<b>Team Totals</b>			52	36	23	111	13.00

Non-Scoring Set


Rk	No.	Name	Running Sets	Faults	Still Sets	Total Attempts	Avg. by Set
1	3	LEE Hyo Hee	37	-	63	100	9.25
2	16	BAE Yoo Na	3	-	3	6	0.75
3	14	YANG Hyo Jin	2	-	3	5	0.50
3	17	YEUM Hye Seon	2	-	2	4	0.50
5	5	KIM Hae Ran	-	-	5	5	0.00
5	7	LEE Jaeyeong	-	-	2	2	0.00
5	8	NAM Jie Youn	-	-	1	1	0.00
	4	KIM Heejin	-	-	-	-	-
	6	HWANG Youn Joo	-	-	-	-	-
	10	KIM Yeon Koung	-	-	-	-	-
	11	KIM Su Ji	-	-	-	-	-
	13	PARK Jeongah	-	-	-	-	-
<b>Team Totals</b>			44	-	79	123	11.00

Non-Scoring Reception

<b>Limit</b> 25.00%

Rk	No.	Name	Excellents	Faults	Serve Receptions	Total Attempts	Succ. %
1	7	LEE Jaeyeong	11	3	18	32	34.38
2	10	KIM Yeon Koung	6	2	13	21	28.57
	5	KIM Hae Ran	8	3	7	18	-
	13	PARK Jeongah	2	3	2	7	-
	8	NAM Jie Youn	-	1	4	5	-
	3	LEE Hyo Hee	-	-	-	-	-
	4	KIM Heejin	-	-	-	-	-
	6	HWANG Youn Joo	-	-	-	-	-
	11	KIM Su Ji	-	-	-	-	-
	14	YANG Hyo Jin	-	-	-	-	-
	16	BAE Yoo Na	-	-	-	-	-
	17	YEUM Hye Seon	-	-	-	-	-
<b>Team Totals</b>			27	12	44	83	32.53

Legend:	Avg.	Eff. %	No.	Rk	Succ. %
Average	Efficiency	Shirt Number	Rank	Success %	