


**Match Statistics**

Estatísticas da partida / Statistiques du match

**REVISED**  
 8 AUG 19:08

Match 9

**P3**

Match Duration: 2h04

**USA vs NED**  
 3 2

Spectators: 5,455

Team	Sets	1	2	3	4	5	Total
USA	3	18	25	21	25	15	104
NED	2	25	18	25	20	8	96
	<b>Playing Time</b>	20min	23min	27min	26min	16min	1h52

First Referee: SHAHMIRI Mohammad (IRI)


Second Referee: MOKRY Juraj (SVK)

**USA - USA**

Scoring Spike

<b>Limit</b>
<b>15.00%</b>

Rk	No.	Name	Spikes	Faults	Shots	Total Attempts	Eff. %
1	12	MURPHY Kelly	15	4	12	31	35.48
2	15	HILL Kimberly	14	3	19	36	30.56
3	10	LARSON-BURBACH Jordan	12	6	29	47	12.77
	16	AKINRADEWO Foluke	12	2	4	18	
	5	ADAMS Rachael	6	1	4	11	
	13	DIETZEN Christa Harmotto	1	-	5	6	
	1	GLASS Alisha	3	-	1	4	
	25	LOWE Karsta	-	1	2	3	
	2	BANWARTH Kayla	-	-	-	-	
	3	THOMPSON Courtney	-	-	-	-	
	6	LLOYD Carli	-	-	-	-	
	23	ROBINSON Kelsey	-	-	-	-	
	23	ROBINSON Kelsey	-	-	-	-	
		<b>Team Totals</b>	63	17	76	156	29.49

Scoring Block


Rk	No.	Name	Kill Blocks	Faults	Rebounds	Total Attempts	Avg. by Set
1	12	MURPHY Kelly	3	4	3	10	0.60
1	1	GLASS Alisha	3	5	2	10	0.60
3	16	AKINRADEWO Foluke	2	8	9	19	0.40
3	5	ADAMS Rachael	2	5	3	10	0.40
5	10	LARSON-BURBACH Jordan	1	4	2	7	0.20
6	15	HILL Kimberly	-	3	9	12	0.00
6	13	DIETZEN Christa Harmotto	-	1	2	3	0.00
	2	BANWARTH Kayla	-	-	-	-	
	3	THOMPSON Courtney	-	-	-	-	
	6	LLOYD Carli	-	-	-	-	
	23	ROBINSON Kelsey	-	-	-	-	
	25	LOWE Karsta	-	-	-	-	
		<b>Team Totals</b>	11	30	30	71	2.20

Scoring Service


Rk	No.	Name	Aces	Faults	Serve Hits	Total Attempts	Avg. by Set
1	10	LARSON-BURBACH Jordan	2	-	19	21	0.40
1	1	GLASS Alisha	2	2	13	17	0.40
3	16	AKINRADEWO Foluke	1	2	17	20	0.20
4	15	HILL Kimberly	-	6	11	17	0.00
4	12	MURPHY Kelly	-	3	12	15	0.00
4	5	ADAMS Rachael	-	3	4	7	0.00
4	13	DIETZEN Christa Harmotto	-	2	4	6	0.00
4	3	THOMPSON Courtney	-	-	1	1	0.00
	2	BANWARTH Kayla	-	-	-	-	
	6	LLOYD Carli	-	-	-	-	
	23	ROBINSON Kelsey	-	-	-	-	
	25	LOWE Karsta	-	-	-	-	
		<b>Team Totals</b>	5	18	81	104	1.00

Team
<b>Opponent Errors &amp; Team Faults</b>

25	2
----	---


**Match Statistics**

Estatísticas da partida / Statistiques du match

**REVISED**  
 8 AUG 19:08

Match 9

**P3**

Match Duration: 2h04

**USA vs NED**  
 3 2


Spectators: 5,455


Team	Sets	1	2	3	4	5	Total
USA	3	18	25	21	25	15	104
NED	2	25	18	25	20	8	96
	<b>Playing Time</b>	20min	23min	27min	26min	16min	1h52


First Referee: SHAHMIRI Mohammad (IRI)

Second Referee: MOKRY Juraj (SVK)

**USA - USA**

Non-Scoring Dig	Rk	No.	Name	Digs	Faults	Receptions	Total Attempts	Avg. by Set
	1	10	LARSON-BURBACH Jordan	6	1	13	20	1.20
	2	2	BANWARTH Kayla	5	7	12	24	1.00
	3	12	MURPHY Kelly	4	4	12	20	0.80
	4	15	HILL Kimberly	2	2	6	10	0.40
	5	1	GLASS Alisha	1	4	10	15	0.20
	5	23	ROBINSON Kelsey	1	2	1	4	0.20
	7	16	AKINRADEWO Foluke	-	3	4	7	0.00
	7	5	ADAMS Rachael	-	1	2	3	0.00
		3	THOMPSON Courtney	-	-	-	-	-
		6	LLOYD Carli	-	-	-	-	-
		13	DIETZEN Christa Harmotto	-	-	-	-	-
		25	LOWE Karsta	-	-	-	-	-
		<b>Team Totals</b>			19	24	60	103

Non-Scoring Set	Rk	No.	Name	Running Sets	Faults	Still Sets	Total Attempts	Avg. by Set
	1	1	GLASS Alisha	52	1	66	119	10.40
	2	2	BANWARTH Kayla	1	-	5	6	0.20
	2	10	LARSON-BURBACH Jordan	1	-	1	2	0.20
	4	15	HILL Kimberly	-	-	1	1	0.00
	4	16	AKINRADEWO Foluke	-	-	1	1	0.00
		3	THOMPSON Courtney	-	-	-	-	-
		5	ADAMS Rachael	-	-	-	-	-
		6	LLOYD Carli	-	-	-	-	-
		12	MURPHY Kelly	-	-	-	-	-
		13	DIETZEN Christa Harmotto	-	-	-	-	-
		23	ROBINSON Kelsey	-	-	-	-	-
		25	LOWE Karsta	-	-	-	-	-
		<b>Team Totals</b>			54	1	74	129

Non-Scoring Reception	Rk	No.	Name	Excellents	Faults	Serve Receptions	Total Attempts	Succ. %
	1	10	LARSON-BURBACH Jordan	11	1	11	23	47.83
	2	2	BANWARTH Kayla	12	1	16	29	41.38
	3	15	HILL Kimberly	7	2	15	24	29.17
		23	ROBINSON Kelsey	5	-	3	8	-
		1	GLASS Alisha	-	-	-	-	-
		3	THOMPSON Courtney	-	-	-	-	-
		5	ADAMS Rachael	-	-	-	-	-
		6	LLOYD Carli	-	-	-	-	-
		12	MURPHY Kelly	-	-	-	-	-
		13	DIETZEN Christa Harmotto	-	-	-	-	-
		16	AKINRADEWO Foluke	-	-	-	-	-
		25	LOWE Karsta	-	-	-	-	-
	<b>Limit</b> 25.00%	<b>Team Totals</b>			35	4	45	84


**Match Statistics**

Estatísticas da partida / Statistiques du match

**REVISED**  
 8 AUG 19:08

Match 9

**P3**

Match Duration: 2h04

**USA vs NED**  
 3 2

Spectators: 5,455

Team	Sets	1	2	3	4	5	Total
USA	3	18	25	21	25	15	104
NED	2	25	18	25	20	8	96
	<b>Playing Time</b>	20min	23min	27min	26min	16min	1h52

First Referee: SHAHMIRI Mohammad (IRI)


Second Referee: MOKRY Juraj (SVK)

**NED - Netherlands**

Scoring Spike

<b>Limit</b>
<b>15.00%</b>

Rk	No.	Name	Spikes	Faults	Shots	Total Attempts	Eff. %
1	10	SLOETJES Lonneke	20	10	14	44	22.73
2	11	BUIJS Anne	9	8	19	36	2.78
	5	de KRUIJF Robin	7	2	11	20	
	6	BALKESTEIN-GROTHUES Maret	8	-	9	17	
	8	PIETERSEN Judith	3	1	5	9	
	3	BELIEN Yvon	7	2	-	9	
	4	PLAK Celeste	-	1	3	4	
	2	STOLTENBORG Femke	-	-	1	1	
	14	DIJKEMA Laura	-	-	1	1	
	7	STEENBERGEN Quinta	-	-	-	-	
	9	SCHOOT Myrthe	-	-	-	-	
	16	STAM-PILON Debby	-	-	-	-	
<b>Team Totals</b>			54	24	63	141	21.28

Scoring Block


Rk	No.	Name	Kill Blocks	Faults	Rebounds	Total Attempts	Avg. by Set
1	5	de KRUIJF Robin	5	10	12	27	1.00
2	3	BELIEN Yvon	2	2	9	13	0.40
2	11	BUIJS Anne	2	4	7	13	0.40
4	10	SLOETJES Lonneke	1	4	11	16	0.20
4	14	DIJKEMA Laura	1	4	2	7	0.20
6	6	BALKESTEIN-GROTHUES Maret	-	1	1	2	0.00
6	4	PLAK Celeste	-	-	1	1	0.00
6	2	STOLTENBORG Femke	-	1	-	1	0.00
6	8	PIETERSEN Judith	-	1	-	1	0.00
	7	STEENBERGEN Quinta	-	-	-	-	
	9	SCHOOT Myrthe	-	-	-	-	
	16	STAM-PILON Debby	-	-	-	-	
<b>Team Totals</b>			11	27	43	81	2.20

Scoring Service


Rk	No.	Name	Aces	Faults	Serve Hits	Total Attempts	Avg. by Set
1	5	de KRUIJF Robin	2	-	10	12	0.40
2	3	BELIEN Yvon	1	1	20	22	0.20
2	8	PIETERSEN Judith	1	2	4	7	0.20
4	14	DIJKEMA Laura	-	1	14	15	0.00
4	10	SLOETJES Lonneke	-	1	13	14	0.00
4	11	BUIJS Anne	-	1	12	13	0.00
4	6	BALKESTEIN-GROTHUES Maret	-	1	10	11	0.00
4	4	PLAK Celeste	-	2	-	2	0.00
	2	STOLTENBORG Femke	-	-	-	-	
	7	STEENBERGEN Quinta	-	-	-	-	
	9	SCHOOT Myrthe	-	-	-	-	
	16	STAM-PILON Debby	-	-	-	-	
<b>Team Totals</b>			4	9	83	96	0.80

Team
<b>Opponent Errors &amp; Team Faults</b>

27	3
----	---


**Match Statistics**

Estatísticas da partida / Statistiques du match

**REVISED**  
 8 AUG 19:08

Match 9

**P3**

Match Duration: 2h04

**USA vs NED**  
 3 2


Spectators: 5,455


Team	Sets	1	2	3	4	5	Total
USA	3	18	25	21	25	15	104
NED	2	25	18	25	20	8	96
	<b>Playing Time</b>	20min	23min	27min	26min	16min	1h52


First Referee: SHAHMIRI Mohammad (IRI)

Second Referee: MOKRY Juraj (SVK)

**NED - Netherlands**

Non-Scoring Dig	Rk	No.	Name	Digs	Faults	Receptions	Total Attempts	Avg. by Set	
	1	16	STAM-PILON Debby	7	9	13	29	1.40	
	2	11	BUIJS Anne	5	8	17	30	1.00	
	3	3	BELIEN Yvon	4	1	5	10	0.80	
	4	6	BALKESTEIN-GROTHUES Maret	3	6	5	14	0.60	
	4	10	SLOETJES Lonneke	3	3	3	9	0.60	
	6	14	DIJKEMA Laura	2	4	9	15	0.40	
	7	9	SCHOOT Myrthe	1	-	2	3	0.20	
	8	8	PIETERSEN Judith	-	2	4	6	0.00	
	8	5	de KRUIJF Robin	-	1	2	3	0.00	
	8	4	PLAK Celeste	-	2	1	3	0.00	
		2	STOLTENBORG Femke	-	-	-	-	-	-
		7	STEENBERGEN Quinta	-	-	-	-	-	-
		<b>Team Totals</b>			25	36	61	122	5.00

Non-Scoring Set	Rk	No.	Name	Running Sets	Faults	Still Sets	Total Attempts	Avg. by Set	
	1	14	DIJKEMA Laura	43	-	66	109	8.60	
	2	16	STAM-PILON Debby	4	-	1	5	0.80	
	3	2	STOLTENBORG Femke	2	-	4	6	0.40	
	4	10	SLOETJES Lonneke	1	-	2	3	0.20	
	4	3	BELIEN Yvon	1	-	1	2	0.20	
	4	5	de KRUIJF Robin	1	-	-	1	0.20	
		4	PLAK Celeste	-	-	-	-	-	
		6	BALKESTEIN-GROTHUES Maret	-	-	-	-	-	
		7	STEENBERGEN Quinta	-	-	-	-	-	
		8	PIETERSEN Judith	-	-	-	-	-	
		9	SCHOOT Myrthe	-	-	-	-	-	
		11	BUIJS Anne	-	-	-	-	-	
		<b>Team Totals</b>			52	-	74	126	10.40

Non-Scoring Reception	Rk	No.	Name	Excellents	Faults	Serve Receptions	Total Attempts	Succ. %	
	1	16	STAM-PILON Debby	8	1	24	33	24.24	
	2	11	BUIJS Anne	4	3	13	20	20.00	
		9	SCHOOT Myrthe	3	1	5	9	-	
		6	BALKESTEIN-GROTHUES Maret	3	-	3	6	-	
		8	PIETERSEN Judith	1	-	3	4	-	
		4	PLAK Celeste	-	-	2	2	-	
		2	STOLTENBORG Femke	-	-	-	-	-	
		3	BELIEN Yvon	-	-	-	-	-	
		5	de KRUIJF Robin	-	-	-	-	-	
		7	STEENBERGEN Quinta	-	-	-	-	-	
		10	SLOETJES Lonneke	-	-	-	-	-	
		14	DIJKEMA Laura	-	-	-	-	-	
		<b>Team Totals</b>			19	5	50	74	25.68

 Limit  
 25.00%

Legend: Avg. Average Eff. % Efficiency No. Shirt Number Rk Rank Succ.% Success %

statistics for player 2 from Team USA revised