



Match Statistics

Estatísticas da partida / Statistiques du match

Match 4

P3

Match Duration: 1h20

USA vs PUR
3 vs 0


Spectators: 6,832


Team	Sets	1	2	3	Total
USA	3	25	25	25	75
PUR	0	17	22	17	56
Playing Time		21min	28min	25min	1h14


First Referee: BOUDAYA Taoufik (TUN)

Second Referee: KANG Joo Hee (KOR)

USA - USA

Scoring Spike	Rk	No.	Name	Spikes	Faults	Shots	Total Attempts	Eff. %
	1	12	MURPHY Kelly	13	-	6	19	68.42
	2	15	HILL Kimberly	12	1	7	20	55.00
	3	10	LARSON-BURBACH Jordan	8	1	7	16	43.75
	4	16	AKINRADEWO Foluke	9	4	5	18	27.78
		5	ADAMS Rachael	6	1	5	12	
		25	LOWE Karsta	2	1	2	5	
		1	GLASS Alisha	-	-	-	-	
		2	BANWARTH Kayla	-	-	-	-	
		3	THOMPSON Courtney	-	-	-	-	
		6	LLOYD Carli	-	-	-	-	
		13	DIETZEN Christa Harmotto	-	-	-	-	
		23	ROBINSON Kelsey	-	-	-	-	
	Limit 15.00%	Team Totals			50	8	32	90

Scoring Block	Rk	No.	Name	Kill Blocks	Faults	Rebounds	Total Attempts	Avg. by Set
	1	10	LARSON-BURBACH Jordan	3	3	3	9	1.00
	2	5	ADAMS Rachael	2	4	5	11	0.67
	2	1	GLASS Alisha	2	1	3	6	0.67
	4	16	AKINRADEWO Foluke	1	6	11	18	0.33
	4	15	HILL Kimberly	1	4	4	9	0.33
	4	12	MURPHY Kelly	1	-	1	2	0.33
	7	6	LLOYD Carli	-	-	1	1	0.00
		2	BANWARTH Kayla	-	-	-	-	
		3	THOMPSON Courtney	-	-	-	-	
		13	DIETZEN Christa Harmotto	-	-	-	-	
		23	ROBINSON Kelsey	-	-	-	-	
		25	LOWE Karsta	-	-	-	-	
		Team Totals			10	18	28	56

Scoring Service	Rk	No.	Name	Aces	Faults	Serve Hits	Total Attempts	Avg. by Set
	1	15	HILL Kimberly	1	-	9	10	0.33
	1	1	GLASS Alisha	1	-	8	9	0.33
	3	10	LARSON-BURBACH Jordan	-	2	13	15	0.00
	3	16	AKINRADEWO Foluke	-	2	12	14	0.00
	3	5	ADAMS Rachael	-	3	7	10	0.00
	3	12	MURPHY Kelly	-	1	8	9	0.00
	3	25	LOWE Karsta	-	1	3	4	0.00
	3	6	LLOYD Carli	-	-	2	2	0.00
		2	BANWARTH Kayla	-	-	-	-	
		3	THOMPSON Courtney	-	-	-	-	
		13	DIETZEN Christa Harmotto	-	-	-	-	
		23	ROBINSON Kelsey	-	-	-	-	
		Team Totals			2	9	62	73

Team	Opponent Errors & Team Faults	13	2
------	-------------------------------	----	---


Match Statistics

Estatísticas da partida / Statistiques du match

Match 4

P3

Match Duration: 1h20

USA vs PUR
3 0

Spectators: 6,832

Team	Sets	1	2	3	Total
USA	3	25	25	25	75
PUR	0	17	22	17	56
	Playing Time	21min	28min	25min	1h14

First Referee: BOUDAYA Taoufik (TUN)

Second Referee: KANG Joo Hee (KOR)

USA - USA

Non-Scoring Dig


Rk	No.	Name	Digs	Faults	Receptions	Total Attempts	Avg. by Set
1	10	LARSON-BURBACH Jordan	3	1	10	14	1.00
2	12	MURPHY Kelly	2	1	11	14	0.67
2	2	BANWARTH Kayla	2	4	5	11	0.67
4	1	GLASS Alisha	1	4	5	10	0.33
4	15	HILL Kimberly	1	2	1	4	0.33
4	23	ROBINSON Kelsey	1	1	1	3	0.33
4	5	ADAMS Rachael	1	2	-	3	0.33
8	16	AKINRADEWO Foluke	-	-	6	6	0.00
8	6	LLOYD Carli	-	1	3	4	0.00
8	25	LOWE Karsta	-	-	1	1	0.00
	3	THOMPSON Courtney	-	-	-	-	-
	13	DIETZEN Christa Harmotto	-	-	-	-	-
Team Totals			11	16	43	70	3.67

Non-Scoring Set


Rk	No.	Name	Running Sets	Faults	Still Sets	Total Attempts	Avg. by Set
1	1	GLASS Alisha	36	-	25	61	12.00
2	6	LLOYD Carli	5	1	4	10	1.67
3	15	HILL Kimberly	2	-	-	2	0.67
4	10	LARSON-BURBACH Jordan	1	-	3	4	0.33
4	2	BANWARTH Kayla	1	-	1	2	0.33
6	12	MURPHY Kelly	-	-	1	1	0.00
6	16	AKINRADEWO Foluke	-	-	1	1	0.00
	3	THOMPSON Courtney	-	-	-	-	-
	5	ADAMS Rachael	-	-	-	-	-
	13	DIETZEN Christa Harmotto	-	-	-	-	-
	23	ROBINSON Kelsey	-	-	-	-	-
	25	LOWE Karsta	-	-	-	-	-
Team Totals			45	1	35	81	15.00

Non-Scoring Reception

Limit 25.00%

Rk	No.	Name	Excellents	Faults	Serve Receptions	Total Attempts	Succ. %
1	2	BANWARTH Kayla	12	2	8	22	54.55
	10	LARSON-BURBACH Jordan	4	-	8	12	
	15	HILL Kimberly	3	-	6	9	
	23	ROBINSON Kelsey	-	-	3	3	
	1	GLASS Alisha	-	1	1	2	
	5	ADAMS Rachael	-	-	1	1	
	3	THOMPSON Courtney	-	-	-	-	
	6	LLOYD Carli	-	-	-	-	
	12	MURPHY Kelly	-	-	-	-	
	13	DIETZEN Christa Harmotto	-	-	-	-	
	16	AKINRADEWO Foluke	-	-	-	-	
	25	LOWE Karsta	-	-	-	-	
Team Totals			19	3	27	49	38.78


Match Statistics

Estatísticas da partida / Statistiques du match

Match 4

P3

Match Duration: 1h20

USA vs PUR
3 0

Spectators: 6,832

Team	Sets	1	2	3	Total
USA	3	25	25	25	75
PUR	0	17	22	17	56
Playing Time		21min	28min	25min	1h14

First Referee: BOUDAYA Taoufik (TUN)


Second Referee: KANG Joo Hee (KOR)

PUR - Puerto Rico

Scoring Spike

Limit
15.00%

Rk	No.	Name	Spikes	Faults	Shots	Total Attempts	Eff. %
1	7	ENRIGHT Stephanie	9	4	10	23	21.74
2	9	CRUZ Aurea	8	3	16	27	18.52
	11	OCASIO Karina	6	8	15	29	
	16	OQUENDO Alexandra	3	3	2	8	
	18	MORALES Lynda	3	1	3	7	
	3	MOJICA Vilmarie	1	-	4	5	
	15	SANTANA Daly	1	-	3	4	
	6	ROSA Yarimar	-	-	1	1	
	1	SEILHAMER Debora	-	-	-	-	
	2	VENEGAS Shara	-	-	-	-	
	10	REYES Diana	-	-	-	-	
	14	VALENTIN Natalia	-	-	-	-	
Team Totals			31	19	54	104	11.54

Scoring Block


Rk	No.	Name	Kill Blocks	Faults	Rebounds	Total Attempts	Avg. by Set
1	11	OCASIO Karina	2	6	2	10	0.67
2	7	ENRIGHT Stephanie	1	3	3	7	0.33
2	3	MOJICA Vilmarie	1	-	2	3	0.33
4	18	MORALES Lynda	-	3	3	6	0.00
4	16	OQUENDO Alexandra	-	1	3	4	0.00
4	9	CRUZ Aurea	-	2	1	3	0.00
4	6	ROSA Yarimar	-	-	1	1	0.00
	1	SEILHAMER Debora	-	-	-	-	
	2	VENEGAS Shara	-	-	-	-	
	10	REYES Diana	-	-	-	-	
	14	VALENTIN Natalia	-	-	-	-	
	15	SANTANA Daly	-	-	-	-	
Team Totals			4	15	15	34	1.33

Scoring Service


Rk	No.	Name	Aces	Faults	Serve Hits	Total Attempts	Avg. by Set
1	7	ENRIGHT Stephanie	3	2	8	13	1.00
2	18	MORALES Lynda	1	1	5	7	0.33
3	11	OCASIO Karina	-	1	9	10	0.00
3	3	MOJICA Vilmarie	-	-	9	9	0.00
3	16	OQUENDO Alexandra	-	-	9	9	0.00
3	9	CRUZ Aurea	-	-	8	8	0.00
3	14	VALENTIN Natalia	-	-	1	1	0.00
3	15	SANTANA Daly	-	-	1	1	0.00
	1	SEILHAMER Debora	-	-	-	-	
	2	VENEGAS Shara	-	-	-	-	
	6	ROSA Yarimar	-	-	-	-	
	10	REYES Diana	-	-	-	-	
Team Totals			4	4	50	58	1.33

Team
Opponent Errors & Team Faults

	17
--	-----------


Match Statistics

Estatísticas da partida / Statistiques du match

Match 4

P3

Match Duration: 1h20

USA vs PUR
3 vs 0


Spectators: 6,832

Team	Sets	1	2	3	Total
USA	3	25	25	25	75
PUR	0	17	22	17	56
	Playing Time	21min	28min	25min	1h14

First Referee: BOUDAYA Taoufik (TUN)

Second Referee: KANG Joo Hee (KOR)

PUR - Puerto Rico

Non-Scoring Dig


Rk	No.	Name	Digs	Faults	Receptions	Total Attempts	Avg. by Set
1	1	SEILHAMER Debora	7	10	12	29	2.33
2	7	ENRIGHT Stephanie	3	5	7	15	1.00
2	9	CRUZ Aurea	3	4	6	13	1.00
4	11	OCASIO Karina	2	1	6	9	0.67
4	16	OQUENDO Alexandra	2	2	1	5	0.67
6	3	MOJICA Vilmarie	1	5	2	8	0.33
7	18	MORALES Lynda	-	3	1	4	0.00
7	14	VALENTIN Natalia	-	2	-	2	0.00
7	15	SANTANA Daly	-	1	-	1	0.00
	2	VENEGAS Shara	-	-	-	-	-
	6	ROSA Yarimar	-	-	-	-	-
	10	REYES Diana	-	-	-	-	-
Team Totals			18	33	35	86	6.00

Non-Scoring Set


Rk	No.	Name	Running Sets	Faults	Still Sets	Total Attempts	Avg. by Set
1	3	MOJICA Vilmarie	26	-	50	76	8.67
2	11	OCASIO Karina	2	-	1	3	0.67
3	14	VALENTIN Natalia	-	-	5	5	0.00
3	9	CRUZ Aurea	-	-	4	4	0.00
3	1	SEILHAMER Debora	-	-	3	3	0.00
	2	VENEGAS Shara	-	-	-	-	-
	6	ROSA Yarimar	-	-	-	-	-
	7	ENRIGHT Stephanie	-	-	-	-	-
	10	REYES Diana	-	-	-	-	-
	15	SANTANA Daly	-	-	-	-	-
	16	OQUENDO Alexandra	-	-	-	-	-
	18	MORALES Lynda	-	-	-	-	-
Team Totals			28	-	63	91	9.33

Non-Scoring Reception

Limit 25.00%

Rk	No.	Name	Excellents	Faults	Serve Receptions	Total Attempts	Succ. %
1	9	CRUZ Aurea	8	-	7	15	53.33
2	7	ENRIGHT Stephanie	9	2	18	29	31.03
	1	SEILHAMER Debora	3	-	9	12	-
	15	SANTANA Daly	-	-	1	1	-
	16	OQUENDO Alexandra	-	-	1	1	-
	2	VENEGAS Shara	-	-	-	-	-
	3	MOJICA Vilmarie	-	-	-	-	-
	6	ROSA Yarimar	-	-	-	-	-
	10	REYES Diana	-	-	-	-	-
	11	OCASIO Karina	-	-	-	-	-
	14	VALENTIN Natalia	-	-	-	-	-
	18	MORALES Lynda	-	-	-	-	-
Team Totals			20	2	36	58	34.48

Legend:	Avg.	Eff. %	No.	Rk	Succ. %
	Average	Efficiency	Shirt Number	Rank	Success %