



### Match Statistics

Estatísticas da partida / Statistiques du match

Match 2

P3

Match Duration: 2h11

**CHN vs NED**  
2 3

Spectators: 6,410

Team	Sets	1	2	3	4	5	Total
CHN	2	23	25	25	22	13	108
NED	3	25	21	18	25	15	104
	<b>Playing Time</b>	26min	25min	22min	28min	18min	1h59

First Referee: RODRIGUEZ Susana (ESP)


Second Referee: TURCI Paulo (BRA)

### CHN - China

Scoring Spike

<b>Limit</b> 15.00%

Rk	No.	Name	Spikes	Faults	Shots	Total Attempts	Eff. %
1	2	ZHU Ting	21	1	18	40	50.00
2	6	GONG Xiangyu	12	2	11	25	40.00
3	9	ZHANG Changning	9	5	17	31	12.90
	11	XU Yunli	9	4	4	17	
	17	YAN Ni	5	2	6	13	
	7	WEI Qiuyue	2	-	1	3	
	12	HUI Ruoqi	1	-	2	3	
	3	YANG Fangxu	1	1	1	3	
	1	YUAN Xinyue	1	-	1	2	
	16	DING Xia	-	-	1	1	
	10	LIU Xiaotong	-	-	-	-	
	15	LIN Li	-	-	-	-	
<b>Team Totals</b>			61	15	62	138	33.33

Scoring Block


Rk	No.	Name	Kill Blocks	Faults	Rebounds	Total Attempts	Avg. by Set
1	11	XU Yunli	4	2	9	15	0.80
1	6	GONG Xiangyu	4	4	2	10	0.80
3	17	YAN Ni	3	4	2	9	0.60
4	2	ZHU Ting	2	2	2	6	0.40
5	1	YUAN Xinyue	1	1	1	3	0.20
5	3	YANG Fangxu	1	-	-	1	0.20
7	9	ZHANG Changning	-	2	4	6	0.00
7	7	WEI Qiuyue	-	1	4	5	0.00
7	12	HUI Ruoqi	-	-	2	2	0.00
	10	LIU Xiaotong	-	-	-	-	
	15	LIN Li	-	-	-	-	
	16	DING Xia	-	-	-	-	
<b>Team Totals</b>			15	16	26	57	3.00

Scoring Service


Rk	No.	Name	Aces	Faults	Serve Hits	Total Attempts	Avg. by Set
1	6	GONG Xiangyu	2	3	12	17	0.40
2	2	ZHU Ting	1	1	18	20	0.20
2	9	ZHANG Changning	1	1	14	16	0.20
2	17	YAN Ni	1	2	10	13	0.20
2	16	DING Xia	1	1	9	11	0.20
6	11	XU Yunli	-	2	12	14	0.00
6	7	WEI Qiuyue	-	1	9	10	0.00
6	12	HUI Ruoqi	-	-	4	4	0.00
6	1	YUAN Xinyue	-	-	2	2	0.00
6	3	YANG Fangxu	-	-	1	1	0.00
	10	LIU Xiaotong	-	-	-	-	
	15	LIN Li	-	-	-	-	
<b>Team Totals</b>			6	11	91	108	1.20

Team
<b>Opponent Errors &amp; Team Faults</b>

26	1
----	---


**Match Statistics**

Estatísticas da partida / Statistiques du match

Match 2

**P3**

Match Duration: 2h11

**CHN vs NED**  
 2 3


Spectators: 6,410

Team	Sets	1	2	3	4	5	Total
CHN	2	23	25	25	22	13	108
NED	3	25	21	18	25	15	104
	<b>Playing Time</b>	26min	25min	22min	28min	18min	1h59

First Referee: RODRIGUEZ Susana (ESP)

Second Referee: TURCI Paulo (BRA)

**CHN - China**

Non-Scoring Dig


Rk	No.	Name	Digs	Faults	Receptions	Total Attempts	Avg. by Set
1	15	LIN Li	13	16	11	40	2.60
2	6	GONG Xiangyu	7	7	7	21	1.40
3	2	ZHU Ting	3	9	6	18	0.60
4	16	DING Xia	2	4	2	8	0.40
5	9	ZHANG Changning	1	4	7	12	0.20
5	11	XU Yunli	1	7	3	11	0.20
5	7	WEI Qiuyue	1	2	7	10	0.20
5	17	YAN Ni	1	2	4	7	0.20
9	12	HUI Ruoqi	-	2	1	3	0.00
9	1	YUAN Xinyue	-	-	1	1	0.00
	3	YANG Fangxu	-	-	-	-	-
	10	LIU Xiaotong	-	-	-	-	-
<b>Team Totals</b>			29	53	49	131	5.80

Non-Scoring Set


Rk	No.	Name	Running Sets	Faults	Still Sets	Total Attempts	Avg. by Set
1	7	WEI Qiuyue	29	3	30	62	5.80
2	16	DING Xia	20	-	25	45	4.00
3	15	LIN Li	4	-	1	5	0.80
4	6	GONG Xiangyu	2	-	5	7	0.40
5	11	XU Yunli	1	-	-	1	0.20
6	17	YAN Ni	-	1	2	3	0.00
6	9	ZHANG Changning	-	-	2	2	0.00
6	2	ZHU Ting	-	-	1	1	0.00
	1	YUAN Xinyue	-	-	-	-	-
	3	YANG Fangxu	-	-	-	-	-
	10	LIU Xiaotong	-	-	-	-	-
	12	HUI Ruoqi	-	-	-	-	-
<b>Team Totals</b>			56	4	66	126	11.20

Non-Scoring Reception

<b>Limit</b>
25.00%

Rk	No.	Name	Excellents	Faults	Serve Receptions	Total Attempts	Succ. %
1	15	LIN Li	12	1	15	28	42.86
2	2	ZHU Ting	13	1	19	33	39.39
	9	ZHANG Changning	4	-	7	11	
	12	HUI Ruoqi	-	1	7	8	
	1	YUAN Xinyue	-	-	1	1	
	3	YANG Fangxu	-	-	1	1	
	6	GONG Xiangyu	-	-	1	1	
	11	XU Yunli	1	-	-	1	
	7	WEI Qiuyue	-	-	-	-	
	10	LIU Xiaotong	-	-	-	-	
	16	DING Xia	-	-	-	-	
	17	YAN Ni	-	-	-	-	
<b>Team Totals</b>			30	3	51	84	35.71


**Match Statistics**

Estatísticas da partida / Statistiques du match

Match 2

**P3**

Match Duration: 2h11

**CHN vs NED**  
 2 3

Spectators: 6,410

Team	Sets	1	2	3	4	5	Total
CHN	2	23	25	25	22	13	108
NED	3	25	21	18	25	15	104
	<b>Playing Time</b>	26min	25min	22min	28min	18min	1h59

First Referee: RODRIGUEZ Susana (ESP)


Second Referee: TURCI Paulo (BRA)

**NED - Netherlands**

Scoring Spike

<b>Limit</b>
<b>15.00%</b>

Rk	No.	Name	Spikes	Faults	Shots	Total Attempts	Eff. %
1	10	SLOETJES Lonneke	24	3	16	43	48.84
2	11	BUIJS Anne	13	6	12	31	22.58
3	6	BALKESTEIN-GROTHUES Maret	7	4	12	23	13.04
	5	de KRUIJF Robin	11	3	6	20	
	3	BELIEN Yvon	6	2	6	14	
	4	PLAK Celeste	5	3	5	13	
	8	PIETERSEN Judith	1	2	3	6	
	2	STOLTENBORG Femke	-	-	-	-	
	7	STEENBERGEN Quinta	-	-	-	-	
	9	SCHOOT Myrthe	-	-	-	-	
	14	DIJKEMA Laura	-	-	-	-	
	16	STAM-PILON Debby	-	-	-	-	
<b>Team Totals</b>			67	23	60	150	29.33

Scoring Block


Rk	No.	Name	Kill Blocks	Faults	Rebounds	Total Attempts	Avg. by Set
1	5	de KRUIJF Robin	3	8	15	26	0.60
2	10	SLOETJES Lonneke	2	2	5	9	0.40
2	3	BELIEN Yvon	2	1	4	7	0.40
4	11	BUIJS Anne	1	5	4	10	0.20
4	4	PLAK Celeste	1	2	2	5	0.20
6	14	DIJKEMA Laura	1	2	3	5	0.00
6	8	PIETERSEN Judith	-	1	2	3	0.00
6	6	BALKESTEIN-GROTHUES Maret	-	1	-	1	0.00
	2	STOLTENBORG Femke	-	-	-	-	
	7	STEENBERGEN Quinta	-	-	-	-	
	9	SCHOOT Myrthe	-	-	-	-	
	16	STAM-PILON Debby	-	-	-	-	
<b>Team Totals</b>			9	22	35	66	1.80

Scoring Service


Rk	No.	Name	Aces	Faults	Serve Hits	Total Attempts	Avg. by Set
1	4	PLAK Celeste	1	-	10	11	0.20
1	5	de KRUIJF Robin	1	2	8	11	0.20
1	2	STOLTENBORG Femke	1	1	7	9	0.20
4	3	BELIEN Yvon	-	3	17	20	0.00
4	14	DIJKEMA Laura	-	2	14	16	0.00
4	11	BUIJS Anne	-	1	13	14	0.00
4	10	SLOETJES Lonneke	-	6	5	11	0.00
4	6	BALKESTEIN-GROTHUES Maret	-	1	7	8	0.00
4	8	PIETERSEN Judith	-	-	4	4	0.00
	7	STEENBERGEN Quinta	-	-	-	-	
	9	SCHOOT Myrthe	-	-	-	-	
	16	STAM-PILON Debby	-	-	-	-	
<b>Team Totals</b>			3	16	85	104	0.60

Team
<b>Opponent Errors &amp; Team Faults</b>

25
----


**Match Statistics**

Estatísticas da partida / Statistiques du match

Match 2

**P3**

Match Duration: 2h11

**CHN vs NED**  
 2 3


Spectators: 6,410

Team	Sets	1	2	3	4	5	Total
CHN	2	23	25	25	22	13	108
NED	3	25	21	18	25	15	104
	<b>Playing Time</b>	26min	25min	22min	28min	18min	1h59

First Referee: RODRIGUEZ Susana (ESP)

Second Referee: TURCI Paulo (BRA)

**NED - Netherlands**

Non-Scoring Dig


Rk	No.	Name	Digs	Faults	Receptions	Total Attempts	Avg. by Set
1	16	STAM-PILON Debby	14	14	3	31	2.80
2	11	BUIJS Anne	11	5	12	28	2.20
3	10	SLOETJES Lonneke	5	4	4	13	1.00
4	6	BALKESTEIN-GROTHUES Maret	4	7	5	16	0.80
5	3	BELIEN Yvon	2	3	1	6	0.40
5	4	PLAK Celeste	2	1	2	5	0.40
7	2	STOLTENBORG Femke	1	1	4	6	0.20
7	9	SCHOOT Myrthe	1	-	1	2	0.20
9	5	de KRUIJF Robin	-	4	2	6	0.00
9	14	DIJKEMA Laura	-	1	3	4	0.00
9	8	PIETERSEN Judith	-	-	1	1	0.00
7	7	STEENBERGEN Quinta	-	-	-	-	-
<b>Team Totals</b>			40	40	38	118	8.00

Non-Scoring Set


Rk	No.	Name	Running Sets	Faults	Still Sets	Total Attempts	Avg. by Set
1	14	DIJKEMA Laura	55	1	56	112	11.00
2	2	STOLTENBORG Femke	8	-	10	18	1.60
3	16	STAM-PILON Debby	1	-	3	4	0.20
3	10	SLOETJES Lonneke	1	-	1	2	0.20
3	11	BUIJS Anne	1	-	1	2	0.20
6	4	PLAK Celeste	-	-	2	2	0.00
6	3	BELIEN Yvon	-	-	1	1	0.00
6	6	BALKESTEIN-GROTHUES Maret	-	-	1	1	0.00
5	5	de KRUIJF Robin	-	-	-	-	-
7	7	STEENBERGEN Quinta	-	-	-	-	-
8	8	PIETERSEN Judith	-	-	-	-	-
9	9	SCHOOT Myrthe	-	-	-	-	-
<b>Team Totals</b>			66	1	75	142	13.20

Non-Scoring Reception

<b>Limit</b>
25.00%

Rk	No.	Name	Excellents	Faults	Serve Receptions	Total Attempts	Succ. %
1	16	STAM-PILON Debby	14	2	23	39	35.90
2	11	BUIJS Anne	7	1	19	27	25.93
6	6	BALKESTEIN-GROTHUES Maret	3	-	11	14	-
4	4	PLAK Celeste	1	2	2	5	-
9	9	SCHOOT Myrthe	1	-	3	4	-
2	2	STOLTENBORG Femke	-	-	1	1	-
10	10	SLOETJES Lonneke	-	-	1	1	-
3	3	BELIEN Yvon	-	-	-	-	-
5	5	de KRUIJF Robin	-	-	-	-	-
7	7	STEENBERGEN Quinta	-	-	-	-	-
8	8	PIETERSEN Judith	-	-	-	-	-
14	14	DIJKEMA Laura	-	-	-	-	-
<b>Team Totals</b>			26	5	60	91	28.57

Legend:

Avg. Average    Eff. % Efficiency    No. Shirt Number    Rk Rank    Succ.% Success %