



MATCH STATISTICS

比赛技术统计 / STATISTIQUES DU MATCH

P3

Match Duration: 2h13m
Spectators: 11,000




POL vs USA
2 vs 3

Team	Sets	1	2	3	4	5	Total
POL	2	25	21	25	19	13	103
USA	3	18	25	19	25	15	102
Playing Time		23m	25m	27m	26m	20m	2h01m

First Referee: AL-NAAMA Ibrahim (QAT)

Second Referee: FRANCISCO de SOUZA Laert (BRA)

POL - Poland

Scoring Spikers	Rk	No	Name	Spikes	Faults	Shots	Total Attempts	Eff %	
	1	13	ROSNER Milena	12	3	11	26	34.62	
	2	7	GLINKA Malgorzata	13	4	20	37	24.32	
	3	1	SKOWRONSKA Katarzyna	23	12	22	57	19.30	
		9	BEDNAREK Agnieszka	8	1	7	16		
		4	GAJGAL Katarzyna	5	1	9	15		
		6	PODOLEC Anna	2	-	-	2		
		18	SKORUPA Katarzyna	1	-	1	2		
		2	ZENIK Mariola	-	-	-	-		
		11	BARANSKA Anna	-	-	-	-		
		12	SADUREK Milena	-	-	-	-		
		14	LIKTORAS Maria	-	-	-	-		
		17	KACZOR Joanna	-	-	-	-		
	Limit	15.00 %							
	Team Totals				64	21	70	155	27.74
	Scoring Blockers	Rk	No	Name	Kill Blocks	Faults	Rebounds	Total Attempts	Avg by Set
		1	9	BEDNAREK Agnieszka	2	6	12	20	0.40
		2	4	GAJGAL Katarzyna	1	5	17	23	0.20
3		13	ROSNER Milena	-	1	8	9	0.00	
3		1	SKOWRONSKA Katarzyna	-	1	6	7	0.00	
3		18	SKORUPA Katarzyna	-	1	6	7	0.00	
3		7	GLINKA Malgorzata	-	4	3	7	0.00	
3		6	PODOLEC Anna	-	-	1	1	0.00	
		2	ZENIK Mariola	-	-	-	-		
		11	BARANSKA Anna	-	-	-	-		
		12	SADUREK Milena	-	-	-	-		
		14	LIKTORAS Maria	-	-	-	-		
		17	KACZOR Joanna	-	-	-	-		
Team Totals					3	18	53	74	0.60
Scoring Servers		Rk	No	Name	Aces	Faults	Serve Hits	Total Attempts	Avg by Set
		1	1	SKOWRONSKA Katarzyna	4	-	14	18	0.80
		2	9	BEDNAREK Agnieszka	2	1	21	24	0.40
		2	18	SKORUPA Katarzyna	2	3	12	17	0.40
	4	4	GAJGAL Katarzyna	1	4	11	16	0.20	
	4	7	GLINKA Malgorzata	1	2	10	13	0.20	
	6	13	ROSNER Milena	-	-	15	15	0.00	
	6	11	BARANSKA Anna	-	1	-	1	0.00	
		2	ZENIK Mariola	-	-	-	-		
		6	PODOLEC Anna	-	-	-	-		
		12	SADUREK Milena	-	-	-	-		
		14	LIKTORAS Maria	-	-	-	-		
		17	KACZOR Joanna	-	-	-	-		
	Team Totals				10	11	83	104	2.00
	Team	Opponent Errors & Team Faults			26	20			



MATCH STATISTICS

比赛技术统计 / STATISTIQUES DU MATCH

P3

Match Duration: 2h13m
Spectators: 11,000


POL vs USA
2 vs 3


Team	Sets	1	2	3	4	5	Total
POL	2	25	21	25	19	13	103
USA	3	18	25	19	25	15	102
	Playing Time	23m	25m	27m	26m	20m	2h01m


First Referee: AL-NAAMA Ibrahim (QAT)

Second Referee: FRANCISCO de SOUZA Laert (BRA)

POL - Poland

Non-scoring Diggers		Rk	No	Name	Digs	Faults	Receptions	Total Attempts	Avg by Set
	1	2	ZENIK Mariola	15	4	6	25	3.00	
	1	13	ROSNER Milena	15	3	3	21	3.00	
	3	7	GLINKA Malgorzata	12	8	2	22	2.40	
	4	1	SKOWRONSKA Katarzyna	10	4	-	14	2.00	
	4	18	SKORUPA Katarzyna	10	4	-	14	2.00	
	6	4	GAJGAL Katarzyna	4	-	1	5	0.80	
	7	9	BEDNAREK Agnieszka	3	1	-	4	0.60	
	8	6	PODOLEC Anna	1	-	-	1	0.20	
		11	BARANSKA Anna	-	-	-	-	-	
		12	SADUREK Milena	-	-	-	-	-	
		14	LIKTORAS Maria	-	-	-	-	-	
		17	KACZOR Joanna	-	-	-	-	-	
	Team Totals				70	24	12	106	14.00

Non-scoring Setters		Rk	No	Name	Running Sets	Faults	Still Sets	Total Attempts	Avg by Set
	1	18	SKORUPA Katarzyna	35	1	92	128	7.00	
	2	2	ZENIK Mariola	1	-	3	4	0.20	
	3	4	GAJGAL Katarzyna	-	-	7	7	0.00	
	3	9	BEDNAREK Agnieszka	-	-	7	7	0.00	
	3	13	ROSNER Milena	-	-	4	4	0.00	
	3	7	GLINKA Malgorzata	-	-	3	3	0.00	
	3	1	SKOWRONSKA Katarzyna	-	-	2	2	0.00	
		6	PODOLEC Anna	-	-	-	-	-	
		11	BARANSKA Anna	-	-	-	-	-	
		12	SADUREK Milena	-	-	-	-	-	
		14	LIKTORAS Maria	-	-	-	-	-	
		17	KACZOR Joanna	-	-	-	-	-	
	Team Totals				36	1	118	155	7.20

Non-scoring Receivers		Rk	No	Name	Excellents	Faults	Serve Receptions	Total Attempts	Succ %
	1	2	ZENIK Mariola	25	1	3	29	86.21	
	2	13	ROSNER Milena	23	4	4	31	74.19	
	3	7	GLINKA Malgorzata	20	2	6	28	71.43	
		11	BARANSKA Anna	2	-	-	2	-	
		9	BEDNAREK Agnieszka	1	-	-	1	-	
		1	SKOWRONSKA Katarzyna	-	-	-	-	-	
		4	GAJGAL Katarzyna	-	-	-	-	-	
		6	PODOLEC Anna	-	-	-	-	-	
		12	SADUREK Milena	-	-	-	-	-	
		14	LIKTORAS Maria	-	-	-	-	-	
		17	KACZOR Joanna	-	-	-	-	-	
		18	SKORUPA Katarzyna	-	-	-	-	-	
	Team Totals				71	7	13	91	78.02

Limit									
25.00 %									

Legend:	Avg	Eff%	Efficiency	Rk	Rank	Succ %	Success %
---------	-----	------	------------	----	------	--------	-----------



MATCH STATISTICS

比赛技术统计 / STATISTIQUES DU MATCH

P3

Match Duration: 2h13m
Spectators: 11,000




POL vs USA
2 vs 3

Team	Sets	1	2	3	4	5	Total
POL	2	25	21	25	19	13	103
USA	3	18	25	19	25	15	102
	Playing Time	23m	25m	27m	26m	20m	2h01m

First Referee: AL-NAAMA Ibrahim (QAT)

Second Referee: FRANCISCO de SOUZA Laert (BRA)

USA - United States

Scoring Spikers	Rk	No	Name	Spikes	Faults	Shots	Total Attempts	Eff %
	1	1	NNAMANI Ogonna	11	-	20	31	35.48
	2	15	TOM Logan	18	6	15	39	30.77
	7	BOWN Heather	10	1	10	21		
	12	WILLOUGHBY Kim	7	3	9	19		
	10	GLASS Kimberly	4	1	5	10		
	9	JOINES Jennifer	3	1	4	8		
	2	SCOTT-ARRUDA Danielle	2	-	4	6		
	3	HANEEF-PARK Tayyiba	3	-	3	6		
	11	AH MOW-SANTOS Robyn	-	-	2	2		
	4	BERG Lindsey	-	-	1	1		
	5	SYKORA Stacy	-	-	-	-		
6	DAVIS Nicole	-	-	-	-			
Limit	15.00 %							
Team Totals				58	12	73	143	32.17
Scoring Blockers	Rk	No	Name	Kill Blocks	Faults	Rebounds	Total Attempts	Avg by Set
	1	15	TOM Logan	6	7	9	22	1.20
	2	1	NNAMANI Ogonna	3	3	9	15	0.60
	3	2	SCOTT-ARRUDA Danielle	2	3	9	14	0.40
	4	7	BOWN Heather	1	3	5	9	0.20
	4	9	JOINES Jennifer	1	2	3	6	0.20
	6	10	GLASS Kimberly	-	2	4	6	0.00
	6	12	WILLOUGHBY Kim	-	3	3	6	0.00
	6	4	BERG Lindsey	-	1	3	4	0.00
	6	11	AH MOW-SANTOS Robyn	-	2	2	4	0.00
	6	3	HANEEF-PARK Tayyiba	-	-	3	3	0.00
		5	SYKORA Stacy	-	-	-	-	
	6	DAVIS Nicole	-	-	-	-		
Team Totals				13	26	50	89	2.60
Scoring Servers	Rk	No	Name	Aces	Faults	Serve Hits	Total Attempts	Avg by Set
	1	1	NNAMANI Ogonna	3	2	14	19	0.60
	2	12	WILLOUGHBY Kim	2	1	18	21	0.40
	3	15	TOM Logan	1	2	9	12	0.20
	3	10	GLASS Kimberly	1	1	4	6	0.20
	5	2	SCOTT-ARRUDA Danielle	-	-	11	11	0.00
	5	11	AH MOW-SANTOS Robyn	-	-	10	10	0.00
	5	7	BOWN Heather	-	4	6	10	0.00
	5	3	HANEEF-PARK Tayyiba	-	-	5	5	0.00
	5	9	JOINES Jennifer	-	-	5	5	0.00
	5	4	BERG Lindsey	-	-	2	2	0.00
		5	SYKORA Stacy	-	-	-	-	
	6	DAVIS Nicole	-	-	-	-		
Team Totals				7	10	84	101	1.40
Team	Opponent Errors & Team Faults			24	18			



MATCH STATISTICS

比赛技术统计 / STATISTIQUES DU MATCH

P3

Match Duration: 2h13m
Spectators: 11,000

POL vs USA
2 vs 3

Team	Sets	1	2	3	4	5	Total
POL	2	25	21	25	19	13	103
USA	3	18	25	19	25	15	102
	Playing Time	23m	25m	27m	26m	20m	2h01m

First Referee: AL-NAAMA Ibrahim (QAT)

Second Referee: FRANCISCO de SOUZA Laert (BRA)

USA - United States

Non-scoring Diggers	Rk	No	Name	Digs	Faults	Receptions	Total Attempts	Avg by Set
	1	6	DAVIS Nicole	16	5	2	23	3.20
	2	15	TOM Logan	13	4	-	17	2.60
	3	12	WILLOUGHBY Kim	7	4	1	12	1.40
	4	1	NNAMANI Ogonna	6	3	2	11	1.20
	5	7	BOWN Heather	5	1	-	6	1.00
	6	10	GLASS Kimberly	4	3	1	8	0.80
	7	2	SCOTT-ARRUDA Danielle	3	1	1	5	0.60
	8	4	BERG Lindsey	2	4	4	10	0.40
	9	3	HANEEF-PARK Tayyiba	1	1	1	3	0.20
	9	11	AH MOW-SANTOS Robyn	1	1	1	3	0.20
	9	5	SYKORA Stacy	1	-	-	1	0.20
	9		JOINES Jennifer	-	-	-	-	-
Team Totals				59	27	13	99	11.80

Non-scoring Setters	Rk	No	Name	Running Sets	Faults	Still Sets	Total Attempts	Avg by Set
	1	11	AH MOW-SANTOS Robyn	9	-	54	63	1.80
	2	4	BERG Lindsey	4	1	45	50	0.80
	3	12	WILLOUGHBY Kim	-	-	9	9	0.00
	3	1	NNAMANI Ogonna	-	-	4	4	0.00
	3	3	HANEEF-PARK Tayyiba	-	-	3	3	0.00
	3	15	TOM Logan	-	-	3	3	0.00
	3	2	SCOTT-ARRUDA Danielle	-	-	2	2	0.00
	3	9	JOINES Jennifer	-	-	2	2	0.00
	3	6	DAVIS Nicole	-	-	1	1	0.00
	3	7	BOWN Heather	-	-	1	1	0.00
		5	SYKORA Stacy	-	-	-	-	-
		10	GLASS Kimberly	-	-	-	-	-
Team Totals				13	1	124	138	2.60

Non-scoring Receivers	Rk	No	Name	Excellents	Faults	Serve Receptions	Total Attempts	Succ %
	1	6	DAVIS Nicole	25	2	7	34	73.53
	2	15	TOM Logan	18	2	9	29	62.07
		12	WILLOUGHBY Kim	6	-	2	8	
		10	GLASS Kimberly	5	2	-	7	
		1	NNAMANI Ogonna	2	2	1	5	
		3	HANEEF-PARK Tayyiba	3	-	1	4	
		2	SCOTT-ARRUDA Danielle	-	1	1	2	
		5	SYKORA Stacy	1	-	-	1	
		7	BOWN Heather	1	-	-	1	
		9	JOINES Jennifer	1	-	-	1	
		4	BERG Lindsey	-	-	-	-	
		11	AH MOW-SANTOS Robyn	-	-	-	-	
Limit								25.00 %
Team Totals				62	9	21	92	67.39

Legend:	Avg	Eff%	Rk	Succ %
	Average	Efficiency	Rank	Success %