



### MATCH STATISTICS

比赛技术统计 / STATISTIQUES DU MATCH

P3

Match Duration: 1h46m  
Spectators: 12,000




CHN vs POL  
3 vs 1

Team	Sets	1	2	3	4	Total
CHN	3	22	25	25	25	97
POL	1	25	15	20	22	82
Playing Time		24m	24m	23m	26m	1h37m

First Referee: RODRIGUEZ Victor Manuel (PUR)

Second Referee: FRANCISCO de SOUZA Laert (BRA)

#### CHN - China

Scoring Spikers	Rk	No	Name	Spikes	Faults	Shots	Total Attempts	Eff %	
	1	9	ZHAO Ruirui	13	1	13	27	44.44	
	2	3	YANG Hao	12	2	13	27	37.04	
	7	ZHOU Suhong	10	2	8	20			
	1	WANG Yimei	6	4	10	20			
	17	MA Yunwen	9	3	7	19			
	11	LI Juan	4	4	11	19			
	2	FENG Kun	3	-	4	7			
	4	LIU Yanan	-	-	-	-			
	5	WEI Qiuyue	-	-	-	-			
	6	XU Yunli	-	-	-	-			
	10	XUE Ming	-	-	-	-			
	16	ZHANG Na	-	-	-	-			
	<b>Team Totals</b>				57	16	66	139	29.50
	Limit	15.00 %							
	Scoring Blockers	Rk	No	Name	Kill Blocks	Faults	Rebounds	Total Attempts	Avg by Set
		1	17	MA Yunwen	5	4	8	17	1.25
2		9	ZHAO Ruirui	3	6	11	20	0.75	
3		2	FENG Kun	2	-	5	7	0.50	
4		3	YANG Hao	1	2	4	7	0.25	
4		11	LI Juan	1	2	4	7	0.25	
6		7	ZHOU Suhong	-	3	3	6	0.00	
6		1	WANG Yimei	-	-	1	1	0.00	
4		LIU Yanan	-	-	-	-			
5		WEI Qiuyue	-	-	-	-			
6		XU Yunli	-	-	-	-			
10		XUE Ming	-	-	-	-			
16		ZHANG Na	-	-	-	-			
<b>Team Totals</b>				12	17	36	65	3.00	
Scoring Servers		Rk	No	Name	Aces	Faults	Serve Hits	Total Attempts	Avg by Set
		1	17	MA Yunwen	1	1	17	19	0.25
		1	7	ZHOU Suhong	1	1	16	18	0.25
	1	3	YANG Hao	1	-	16	17	0.25	
	1	9	ZHAO Ruirui	1	1	12	14	0.25	
	5	2	FENG Kun	-	1	11	12	0.00	
	5	11	LI Juan	-	1	10	11	0.00	
	5	1	WANG Yimei	-	-	5	5	0.00	
	4	LIU Yanan	-	-	-	-			
	5	WEI Qiuyue	-	-	-	-			
	6	XU Yunli	-	-	-	-			
	10	XUE Ming	-	-	-	-			
	16	ZHANG Na	-	-	-	-			
	<b>Team Totals</b>				4	5	87	96	1.00
	Team	<b>Opponent Errors &amp; Team Faults</b>			24	18			



### MATCH STATISTICS

比赛技术统计 / STATISTIQUES DU MATCH

P3

Match Duration: 1h46m  
Spectators: 12,000




CHN vs POL  
3 vs 1

Team	Sets	1	2	3	4	Total
CHN	3	22	25	25	25	97
POL	1	25	15	20	22	82
Playing Time		24m	24m	23m	26m	1h37m

First Referee: RODRIGUEZ Victor Manuel (PUR)

Second Referee: FRANCISCO de SOUZA Laert (BRA)

#### CHN - China

Non-scoring Diggers		Rk	No	Name	Digs	Faults	Receptions	Total Attempts	Avg by Set
	1	7	ZHOU Suhong	20	5	1	26	5.00	
	1	16	ZHANG Na	20	4	-	24	5.00	
	3	2	FENG Kun	9	3	3	15	2.25	
	4	3	YANG Hao	7	4	-	11	1.75	
	5	17	MA Yunwen	6	1	1	8	1.50	
	6	9	ZHAO Ruirui	5	1	1	7	1.25	
	7	11	LI Juan	4	4	1	9	1.00	
	7	1	WANG Yimei	4	-	-	4	1.00	
		4	LIU Yanan	-	-	-	-	-	
		5	WEI Qiuyue	-	-	-	-	-	
	6	XU Yunli	-	-	-	-	-		
	10	XUE Ming	-	-	-	-	-		
<b>Team Totals</b>					75	22	7	104	18.75
Non-scoring Setters		Rk	No	Name	Running Sets	Faults	Still Sets	Total Attempts	Avg by Set
	1	2	FENG Kun	22	-	79	101	5.50	
	2	7	ZHOU Suhong	-	-	11	11	0.00	
	2	11	LI Juan	-	1	7	8	0.00	
	2	9	ZHAO Ruirui	-	-	5	5	0.00	
	2	17	MA Yunwen	-	-	4	4	0.00	
	2	3	YANG Hao	-	-	3	3	0.00	
	2	16	ZHANG Na	-	-	2	2	0.00	
	2	1	WANG Yimei	-	-	1	1	0.00	
		4	LIU Yanan	-	-	-	-	-	
		5	WEI Qiuyue	-	-	-	-	-	
	6	XU Yunli	-	-	-	-	-		
	10	XUE Ming	-	-	-	-	-		
<b>Team Totals</b>					22	1	112	135	5.50
Non-scoring Receivers		Rk	No	Name	Excellents	Faults	Serve Receptions	Total Attempts	Succ %
	1	7	ZHOU Suhong	16	2	8	26	61.54	
	2	16	ZHANG Na	13	1	9	23	56.52	
		11	LI Juan	6	-	5	11	-	
		3	YANG Hao	1	-	5	6	-	
		17	MA Yunwen	1	-	1	2	-	
		1	WANG Yimei	-	-	1	1	-	
		9	ZHAO Ruirui	-	-	1	1	-	
		2	FENG Kun	-	-	-	-	-	
		4	LIU Yanan	-	-	-	-	-	
		5	WEI Qiuyue	-	-	-	-	-	
	6	XU Yunli	-	-	-	-	-		
	10	XUE Ming	-	-	-	-	-		
<b>Team Totals</b>					37	3	30	70	52.86
<b>Limit</b>		25.00 %							

Legend:	Avg	Average	Eff%	Efficiency	Rk	Rank	Succ %	Success %
---------	-----	---------	------	------------	----	------	--------	-----------



### MATCH STATISTICS

比赛技术统计 / STATISTIQUES DU MATCH

P3

Match Duration: 1h46m  
Spectators: 12,000




CHN vs POL  
3 vs 1

Team	Sets	1	2	3	4	Total
CHN	3	22	25	25	25	97
POL	1	25	15	20	22	82
Playing Time		24m	24m	23m	26m	1h37m

First Referee: RODRIGUEZ Victor Manuel (PUR)

Second Referee: FRANCISCO de SOUZA Laert (BRA)

#### POL - Poland

Scoring Spikers	Rk	No	Name	Spikes	Faults	Shots	Total Attempts	Eff %	
	1	1	SKOWRONSKA Katarzyna	24	3	25	52	40.38	
	2	7	GLINKA Malgorzata	14	3	29	46	23.91	
		14	LIKTORAS Maria	5	3	10	18		
		6	PODOLEC Anna	5	3	3	11		
		11	BARANSKA Anna	2	1	7	10		
		9	BEDNAREK Agnieszka	-	2	4	6		
		4	GAJGAL Katarzyna	3	-	2	5		
		12	SADUREK Milena	-	-	3	3		
		17	KACZOR Joanna	-	-	2	2		
		2	ZENIK Mariola	-	-	-	-		
		13	ROSNER Milena	-	-	-	-		
		18	SKORUPA Katarzyna	-	-	-	-		
	Limit	15.00 %							
	<b>Team Totals</b>				53	15	85	153	24.84
	Scoring Blockers	Rk	No	Name	Kill Blocks	Faults	Rebounds	Total Attempts	Avg by Set
		1	6	PODOLEC Anna	2	1	5	8	0.50
		1	9	BEDNAREK Agnieszka	2	1	4	7	0.50
		3	14	LIKTORAS Maria	1	4	9	14	0.25
3		1	SKOWRONSKA Katarzyna	1	1	6	8	0.25	
3		4	GAJGAL Katarzyna	1	1	6	8	0.25	
3		12	SADUREK Milena	1	3	1	5	0.25	
7		7	GLINKA Malgorzata	-	1	4	5	0.00	
7		11	BARANSKA Anna	-	-	1	1	0.00	
7		17	KACZOR Joanna	-	-	1	1	0.00	
		2	ZENIK Mariola	-	-	-	-		
		13	ROSNER Milena	-	-	-	-		
		18	SKORUPA Katarzyna	-	-	-	-		
<b>Team Totals</b>					8	12	37	57	2.00
Scoring Servers		Rk	No	Name	Aces	Faults	Serve Hits	Total Attempts	Avg by Set
		1	1	SKOWRONSKA Katarzyna	1	4	7	12	0.25
		1	14	LIKTORAS Maria	1	-	10	11	0.25
		1	6	PODOLEC Anna	1	3	6	10	0.25
		4	12	SADUREK Milena	-	1	12	13	0.00
	4	7	GLINKA Malgorzata	-	-	12	12	0.00	
	4	9	BEDNAREK Agnieszka	-	1	9	10	0.00	
	4	4	GAJGAL Katarzyna	-	3	6	9	0.00	
	4	11	BARANSKA Anna	-	1	3	4	0.00	
	4	13	ROSNER Milena	-	-	2	2	0.00	
		2	ZENIK Mariola	-	-	-	-		
		17	KACZOR Joanna	-	-	-	-		
		18	SKORUPA Katarzyna	-	-	-	-		
	<b>Team Totals</b>				3	13	67	83	0.75
	<b>Team</b>	<b>Opponent Errors &amp; Team Faults</b>			18	18			



### MATCH STATISTICS

比赛技术统计 / STATISTIQUES DU MATCH

P3

Match Duration: 1h46m  
Spectators: 12,000




CHN vs POL  
3 vs 1

Team	Sets	1	2	3	4	Total
CHN	3	22	25	25	25	97
POL	1	25	15	20	22	82
Playing Time		24m	24m	23m	26m	1h37m

First Referee: RODRIGUEZ Victor Manuel (PUR)

Second Referee: FRANCISCO de SOUZA Laert (BRA)

#### POL - Poland

Non-scoring Diggers		Rk	No	Name	Digs	Faults	Receptions	Total Attempts	Avg by Set
	1	2	ZENIK Mariola	24	8	1	33	6.00	
	2	7	GLINKA Malgorzata	10	4	1	15	2.50	
	3	12	SADUREK Milena	9	3	2	14	2.25	
	4	6	PODOLEC Anna	6	8	-	14	1.50	
	5	4	GAJGAL Katarzyna	5	1	-	6	1.25	
	6	14	LIKTORAS Maria	4	-	-	4	1.00	
	7	1	SKOWRONSKA Katarzyna	3	8	3	14	0.75	
	7	11	BARANSKA Anna	3	2	-	5	0.75	
	9	9	BEDNAREK Agnieszka	2	-	-	2	0.50	
	10	18	SKORUPA Katarzyna	-	1	1	2	0.00	
	13	ROSNER Milena	-	-	-	-	-		
	17	KACZOR Joanna	-	-	-	-	-		
<b>Team Totals</b>				66	35	8	109	16.50	
Non-scoring Setters		Rk	No	Name	Running Sets	Faults	Still Sets	Total Attempts	Avg by Set
	1	12	SADUREK Milena	22	1	87	110	5.50	
	2	18	SKORUPA Katarzyna	3	-	5	8	0.75	
	3	2	ZENIK Mariola	-	-	9	9	0.00	
	3	7	GLINKA Malgorzata	-	-	6	6	0.00	
	3	1	SKOWRONSKA Katarzyna	-	-	5	5	0.00	
	3	4	GAJGAL Katarzyna	-	-	2	2	0.00	
	3	14	LIKTORAS Maria	-	-	2	2	0.00	
	3	6	PODOLEC Anna	-	1	1	2	0.00	
	3	9	BEDNAREK Agnieszka	-	-	1	1	0.00	
		11	BARANSKA Anna	-	-	-	-	-	
	13	ROSNER Milena	-	-	-	-	-		
	17	KACZOR Joanna	-	-	-	-	-		
<b>Team Totals</b>				25	2	118	145	6.25	
Non-scoring Receivers		Rk	No	Name	Excellents	Faults	Serve Receptions	Total Attempts	Succ %
	1	2	ZENIK Mariola	16	1	11	28	57.14	
	2	7	GLINKA Malgorzata	4	-	26	30	13.33	
		6	PODOLEC Anna	7	1	13	21		
		11	BARANSKA Anna	4	-	5	9		
		13	ROSNER Milena	-	-	2	2		
		1	SKOWRONSKA Katarzyna	-	-	-	-		
		4	GAJGAL Katarzyna	-	-	-	-		
		9	BEDNAREK Agnieszka	-	-	-	-		
		12	SADUREK Milena	-	-	-	-		
		14	LIKTORAS Maria	-	-	-	-		
	17	KACZOR Joanna	-	-	-	-			
	18	SKORUPA Katarzyna	-	-	-	-			
<b>Team Totals</b>				31	2	57	90	34.44	
<b>Limit</b>		25.00 %							

Legend:	Avg	Eff%	Efficiency	Rk	Rank	Succ %	Success %
---------	-----	------	------------	----	------	--------	-----------