



MATCH STATISTICS

比赛技术统计 / STATISTIQUES DU MATCH

P3

Match Duration: 1h37m
Spectators: 14,000




POL vs CUB
1 vs 3

Team	Sets	1	2	3	4	Total
POL	1	25	17	20	17	79
CUB	3	21	25	25	25	96
Playing Time		22m	22m	23m	21m	1h28m

First Referee: KIM Kun-Tae (KOR)

Second Referee: JIRAKAKUL Janpen (THA)

POL - Poland

Scoring Spikers	Rk	No	Name	Spikes	Faults	Shots	Total Attempts	Eff %	
	1	6	PODOLEC Anna	8	2	6	16	37.50	
	2	7	GLINKA Malgorzata	11	4	19	34	20.59	
	3	1	SKOWRONSKA Katarzyna	8	6	10	24	8.33	
	9	BEDNAREK Agnieszka	6	-	5	11			
	11	BARANSKA Anna	7	1	1	9			
	17	KACZOR Joanna	2	1	3	6			
	4	GAJGAL Katarzyna	-	-	3	3			
	14	LIKTORAS Maria	1	1	1	3			
	2	ZENIK Mariola	-	-	-	-			
	12	SADUREK Milena	-	-	-	-			
	13	ROSNER Milena	-	-	-	-			
	18	SKORUPA Katarzyna	-	-	-	-			
	Team Totals				43	15	48	106	26.42
	Scoring Blockers	Rk	No	Name	Kill Blocks	Faults	Rebounds	Total Attempts	Avg by Set
		1	17	KACZOR Joanna	2	-	-	2	0.50
		2	14	LIKTORAS Maria	1	4	5	10	0.25
		2	9	BEDNAREK Agnieszka	1	3	5	9	0.25
		2	12	SADUREK Milena	1	4	3	8	0.25
2		4	GAJGAL Katarzyna	1	4	1	6	0.25	
2		1	SKOWRONSKA Katarzyna	1	1	3	5	0.25	
2		6	PODOLEC Anna	1	1	3	5	0.25	
8		7	GLINKA Malgorzata	-	1	6	7	0.00	
8		11	BARANSKA Anna	-	-	2	2	0.00	
8		18	SKORUPA Katarzyna	-	-	1	1	0.00	
2		ZENIK Mariola	-	-	-	-			
13		ROSNER Milena	-	-	-	-			
Team Totals				8	18	29	55	2.00	
Scoring Servers	Rk	No	Name	Aces	Faults	Serve Hits	Total Attempts	Avg by Set	
	1	14	LIKTORAS Maria	2	-	11	13	0.50	
	1	6	PODOLEC Anna	2	1	5	8	0.50	
	3	9	BEDNAREK Agnieszka	1	-	12	13	0.25	
	4	12	SADUREK Milena	-	1	11	12	0.00	
	4	7	GLINKA Malgorzata	-	-	11	11	0.00	
	4	1	SKOWRONSKA Katarzyna	-	-	8	8	0.00	
	4	17	KACZOR Joanna	-	-	5	5	0.00	
	4	11	BARANSKA Anna	-	2	3	5	0.00	
	4	4	GAJGAL Katarzyna	-	1	2	3	0.00	
	4	13	ROSNER Milena	-	-	1	1	0.00	
	4	18	SKORUPA Katarzyna	-	-	1	1	0.00	
	2	ZENIK Mariola	-	-	-	-			
	Team Totals				5	5	70	80	1.25
Team	Opponent Errors & Team Faults			23	26				



MATCH STATISTICS

比赛技术统计 / STATISTIQUES DU MATCH

P3

Match Duration: 1h37m
Spectators: 14,000

POL vs CUB
1 3

Team	Sets	1	2	3	4	Total
POL	1	25	17	20	17	79
CUB	3	21	25	25	25	96
Playing Time		22m	22m	23m	21m	1h28m

First Referee: KIM Kun-Tae (KOR)

Second Referee: JIRAKAKUL Janpen (THA)

POL - Poland

Non-scoring Diggers		Rk	No	Name	Digs	Faults	Receptions	Total Attempts	Avg by Set
		1	2	ZENIK Mariola	12	6	1	19	3.00
		2	1	SKOWRONSKA Katarzyna	7	1	-	8	1.75
		3	12	SADUREK Milena	4	4	2	10	1.00
		3	6	PODOLEC Anna	4	2	1	7	1.00
		5	9	BEDNAREK Agnieszka	3	1	-	4	0.75
		6	7	GLINKA Malgorzata	2	7	-	9	0.50
		6	14	LIKTORAS Maria	2	2	-	4	0.50
		6	17	KACZOR Joanna	2	-	-	2	0.50
		9	11	BARANSKA Anna	1	3	-	4	0.25
		9	13	ROSNER Milena	1	1	-	2	0.25
		11	18	SKORUPA Katarzyna	-	1	-	1	0.00
			4	GAJGAL Katarzyna	-	-	-	-	-
Team Totals					38	28	4	70	9.50
Non-scoring Setters		Rk	No	Name	Running Sets	Faults	Still Sets	Total Attempts	Avg by Set
		1	12	SADUREK Milena	13	-	52	65	3.25
		2	18	SKORUPA Katarzyna	2	-	15	17	0.50
		3	2	ZENIK Mariola	-	1	6	7	0.00
		3	6	PODOLEC Anna	-	-	4	4	0.00
		3	14	LIKTORAS Maria	-	-	3	3	0.00
		3	1	SKOWRONSKA Katarzyna	-	-	2	2	0.00
		3	9	BEDNAREK Agnieszka	-	-	1	1	0.00
		3	11	BARANSKA Anna	-	-	1	1	0.00
		3	17	KACZOR Joanna	-	-	1	1	0.00
			4	GAJGAL Katarzyna	-	-	-	-	-
			7	GLINKA Malgorzata	-	-	-	-	-
			13	ROSNER Milena	-	-	-	-	-
Team Totals					15	1	85	101	3.75
Non-scoring Receivers		Rk	No	Name	Excellents	Faults	Serve Receptions	Total Attempts	Succ %
		1	7	GLINKA Malgorzata	20	1	7	28	71.43
			11	BARANSKA Anna	10	1	5	16	
			6	PODOLEC Anna	7	-	8	15	
			2	ZENIK Mariola	5	1	9	15	
			13	ROSNER Milena	2	-	4	6	
			1	SKOWRONSKA Katarzyna	-	-	-	-	
			4	GAJGAL Katarzyna	-	-	-	-	
			9	BEDNAREK Agnieszka	-	-	-	-	
			12	SADUREK Milena	-	-	-	-	
			14	LIKTORAS Maria	-	-	-	-	
			17	KACZOR Joanna	-	-	-	-	
			18	SKORUPA Katarzyna	-	-	-	-	
Team Totals					44	3	33	80	55.00
Limit									
25.00 %									

Legend:	Avg	Average	Eff%	Efficiency	Rk	Rank	Succ %	Success %
---------	-----	---------	------	------------	----	------	--------	-----------



MATCH STATISTICS

比赛技术统计 / STATISTIQUES DU MATCH

P3

Match Duration: 1h37m
Spectators: 14,000




POL vs CUB
1 3

Team	Sets	1	2	3	4	Total
POL	1	25	17	20	17	79
CUB	3	21	25	25	25	96
Playing Time		22m	22m	23m	21m	1h28m

First Referee: KIM Kun-Tae (KOR)

Second Referee: JIRAKAKUL Janpen (THA)

CUB - Cuba

Scoring Spikers	Rk	No	Name	Spikes	Faults	Shots	Total Attempts	Eff %	
	1	3	CARRILLO Nancy	17	-	3	20	85.00	
	2	1	RUIZ Yumilka	12	2	4	18	55.56	
	3	2	SANTOS Yanelis	12	3	2	17	52.94	
	4	6	RAMIREZ Daimi	9	2	9	20	35.00	
	5	12	CALDERON Rosir	11	5	10	26	23.08	
		9	SANCHEZ Rachel	2	2	6	10		
		18	BARROS Zoila	1	-	-	1		
		8	ORTIZ Yaima	-	-	-	-		
		10	HERRERA Yusleynis	-	-	-	-		
		11	MESA Liana	-	-	-	-		
		14	CARCACES Kenia	-	-	-	-		
		15	SILIE Yusidey	-	-	-	-		
	Limit								
	15.00 %	Team Totals			64	14	34	112	44.64
	Scoring Blockers	Rk	No	Name	Kill Blocks	Faults	Rebounds	Total Attempts	Avg by Set
	1	2	SANTOS Yanelis	2	3	7	12	0.50	
	1	6	RAMIREZ Daimi	2	1	3	6	0.50	
	3	12	CALDERON Rosir	1	3	5	9	0.25	
	3	3	CARRILLO Nancy	1	5	3	9	0.25	
	3	9	SANCHEZ Rachel	1	3	1	5	0.25	
	6	1	RUIZ Yumilka	-	3	4	7	0.00	
	6	18	BARROS Zoila	-	-	1	1	0.00	
		8	ORTIZ Yaima	-	-	-	-		
		10	HERRERA Yusleynis	-	-	-	-		
		11	MESA Liana	-	-	-	-		
		14	CARCACES Kenia	-	-	-	-		
		15	SILIE Yusidey	-	-	-	-		
		Team Totals			7	18	24	49	1.75
	Scoring Servers	Rk	No	Name	Aces	Faults	Serve Hits	Total Attempts	Avg by Set
		1	2	SANTOS Yanelis	3	5	9	17	0.75
2		9	SANCHEZ Rachel	2	1	13	16	0.50	
2		12	CALDERON Rosir	2	1	13	16	0.50	
4		6	RAMIREZ Daimi	-	1	16	17	0.00	
4		1	RUIZ Yumilka	-	-	16	16	0.00	
4		3	CARRILLO Nancy	-	3	9	12	0.00	
4		18	BARROS Zoila	-	-	1	1	0.00	
		8	ORTIZ Yaima	-	-	-	-		
		10	HERRERA Yusleynis	-	-	-	-		
		11	MESA Liana	-	-	-	-		
		14	CARCACES Kenia	-	-	-	-		
		15	SILIE Yusidey	-	-	-	-		
		Team Totals			7	11	77	95	1.75
Team		Opponent Errors & Team Faults			18	13			



MATCH STATISTICS

比赛技术统计 / STATISTIQUES DU MATCH

P3

Match Duration: 1h37m
Spectators: 14,000




POL vs CUB
1 vs 3

Team	Sets	1	2	3	4	Total
POL	1	25	17	20	17	79
CUB	3	21	25	25	25	96
Playing Time		22m	22m	23m	21m	1h28m

First Referee: KIM Kun-Tae (KOR)

Second Referee: JIRAKAKUL Janpen (THA)

CUB - Cuba

Non-scoring Diggers	Rk	No	Name	Digs	Faults	Receptions	Total Attempts	Avg by Set	
	1	1	RUIZ Yumilka	10	1	2	13	2.50	
	2	11	MESA Liana	8	4	1	13	2.00	
	2	2	SANTOS Yanelis	8	4	-	12	2.00	
	4	3	CARRILLO Nancy	6	3	-	9	1.50	
	5	6	RAMIREZ Daimi	4	3	1	8	1.00	
	6	12	CALDERON Rosir	2	2	-	4	0.50	
	7	9	SANCHEZ Rachel	1	1	2	4	0.25	
		8	ORTIZ Yaima	-	-	-	-	-	
		10	HERRERA Yusleynis	-	-	-	-	-	
		14	CARCACES Kenia	-	-	-	-	-	
		15	SILIE Yusidey	-	-	-	-	-	
		18	BARROS Zoila	-	-	-	-	-	
	Team Totals				39	18	6	63	9.75
	Non-scoring Setters	Rk	No	Name	Running Sets	Faults	Still Sets	Total Attempts	Avg by Set
		1	6	RAMIREZ Daimi	13	-	37	50	3.25
		2	2	SANTOS Yanelis	9	-	34	43	2.25
		3	1	RUIZ Yumilka	-	-	3	3	0.00
		3	11	MESA Liana	-	-	3	3	0.00
3		12	CALDERON Rosir	-	1	1	2	0.00	
3		9	SANCHEZ Rachel	-	-	1	1	0.00	
		3	CARRILLO Nancy	-	-	-	-	-	
		8	ORTIZ Yaima	-	-	-	-	-	
		10	HERRERA Yusleynis	-	-	-	-	-	
		14	CARCACES Kenia	-	-	-	-	-	
		15	SILIE Yusidey	-	-	-	-	-	
		18	BARROS Zoila	-	-	-	-	-	
Team Totals				22	1	79	102	5.50	
Non-scoring Receivers		Rk	No	Name	Excellents	Faults	Serve Receptions	Total Attempts	Succ %
		1	2	SANTOS Yanelis	11	1	11	23	47.83
			1	RUIZ Yumilka	9	-	4	13	
			3	CARRILLO Nancy	10	-	3	13	
			11	MESA Liana	8	-	2	10	
		6	RAMIREZ Daimi	3	1	4	8		
		12	CALDERON Rosir	1	2	3	6		
		18	BARROS Zoila	1	-	-	1		
		8	ORTIZ Yaima	-	-	-	-		
		9	SANCHEZ Rachel	-	-	-	-		
		10	HERRERA Yusleynis	-	-	-	-		
		14	CARCACES Kenia	-	-	-	-		
		15	SILIE Yusidey	-	-	-	-		
	Team Totals				43	4	27	74	58.11
	Limit								
	25.00 %								

Legend:	Avg	Eff%	Rk	Succ %
	Average	Efficiency	Rank	Success %