



P-3 VOLLEYBALL • Match players ranking

2008 World Men's Olympic Qualification Tournament

Japan




Match: 4 **Date:** 31.05.2008 **Spectators:** 10'000

City: Tokyo

Hall: Tokyo Metropolitan Gymnasium

Match duration: **Start:** 18:32 **End:** 21:15 **Total:** 2:43


| Teams | Sets | 1 | 2 | 3 | 4 | 5 | Total |
|---------------------|----------|------|------|------|------|------|-------|
| ITA | 3 | 25 | 28 | 28 | 35 | 15 | 131 |
| JPN | 2 | 20 | 30 | 30 | 33 | 7 | 120 |
| Set duration | | 0:25 | 0:34 | 0:34 | 0:39 | 0:12 | 2:24 |

Spike

Succ. %
Limit: 15.00%


| Rk | No | Name | Spikes | Faults | Shots | Total Attempts | Note |
|-------------------|----|---------------------|--------|--------|-------|----------------|-------|
| 1 | 14 | Fei Alessandro | 22 | 7 | 10 | 39 | 56.41 |
| 2 | 11 | Zlatanov Hristo | 22 | 2 | 16 | 40 | 55.00 |
| 3 | 9 | Martino Matteo | 8 | 4 | 9 | 21 | 38.10 |
| - | 1 | Mastrangelo Luigi | 12 | 2 | 3 | 17 | |
| - | 15 | Birarelli Emanuele | 7 | 2 | 6 | 15 | |
| - | 7 | Paparoni Alessandro | - | 3 | - | 3 | |
| - | 5 | Vermiglio Valerio | - | - | 1 | 1 | |
| - | 3 | Gavotto Mauro | - | - | - | - | |
| - | 4 | Manià Loris | - | - | - | - | |
| - | 6 | Meoni Marco | - | - | - | - | |
| - | 8 | Cisolla Alberto | - | - | - | - | |
| - | 16 | Bovolenta Vigor | - | - | - | - | |
| Others | | | - | - | - | - | |
| Total Team | | | 71 | 20 | 45 | 136 | 52.21 |



Block

Avg. by set

| Rk | No | Name | Kill Blocks | Faults | Rebounds | Total Attempts | Note |
|-------------------|----|---------------------|-------------|--------|----------|----------------|------|
| 1 | 15 | Birarelli Emanuele | 9 | 8 | 9 | 26 | 1.80 |
| 2 | 1 | Mastrangelo Luigi | 4 | 7 | 6 | 17 | 0.80 |
| 3 | 14 | Fei Alessandro | 3 | 1 | 3 | 7 | 0.60 |
| 3 | 5 | Vermiglio Valerio | 3 | 5 | - | 8 | 0.60 |
| 5 | 6 | Meoni Marco | 2 | - | - | 2 | 0.40 |
| 5 | 9 | Martino Matteo | 2 | 2 | 3 | 7 | 0.40 |
| 5 | 11 | Zlatanov Hristo | 2 | 6 | 5 | 13 | 0.40 |
| - | 3 | Gavotto Mauro | - | - | - | - | |
| - | 4 | Manià Loris | - | - | - | - | |
| - | 7 | Paparoni Alessandro | - | - | - | - | |
| - | 8 | Cisolla Alberto | - | - | - | - | |
| - | 16 | Bovolenta Vigor | - | - | - | - | |
| Others | | | - | - | - | - | |
| Total Team | | | 25 | 29 | 26 | 80 | 5.00 |



Serve

Avg. by set

| Rk | No | Name | Aces | Faults | Serve Hits | Total Attempts | Note |
|-------------------|----|---------------------|------|--------|------------|----------------|------|
| 1 | 15 | Birarelli Emanuele | 1 | 1 | 20 | 22 | 0.20 |
| 1 | 11 | Zlatanov Hristo | 1 | 5 | 11 | 17 | 0.20 |
| - | 3 | Gavotto Mauro | - | - | - | - | |
| - | 4 | Manià Loris | - | - | - | - | |
| - | 7 | Paparoni Alessandro | - | - | 3 | 3 | |
| - | 8 | Cisolla Alberto | - | - | - | - | |
| - | 16 | Bovolenta Vigor | - | - | - | - | |
| - | 5 | Vermiglio Valerio | - | 1 | 17 | 18 | |
| - | 6 | Meoni Marco | - | 1 | 10 | 11 | |
| - | 9 | Martino Matteo | - | 5 | 21 | 26 | |
| - | 1 | Mastrangelo Luigi | - | 4 | 11 | 15 | |
| - | 14 | Fei Alessandro | - | 6 | 12 | 18 | |
| Others | | | - | - | - | - | |
| Total Team | | | 2 | 23 | 105 | 130 | 0.40 |

| Team | Opponent errors & Team faults | 33 | 18 | 51 |
|------|-------------------------------|----|----|----|
| | | | | |





P-3 VOLLEYBALL • Match players ranking

2008 World Men's Olympic Qualification Tournament

Japan




Match: 4 **Date:** 31.05.2008 **Spectators:** 10'000
City: Tokyo
Hall: Tokyo Metropolitan Gymnasium
Match duration: **Start:** 18:32 **End:** 21:15 **Total:** 2:43

| Teams | Sets | 1 | 2 | 3 | 4 | 5 | Total |
|---------------------|----------|------|------|------|------|------|-------|
| ITA | 3 | 25 | 28 | 28 | 35 | 15 | 131 |
| JPN | 2 | 20 | 30 | 30 | 33 | 7 | 120 |
| Set duration | | 0:25 | 0:34 | 0:34 | 0:39 | 0:12 | 2:24 |




ITA • Italy



Dig

Avg. by set


| Rk | No | Name | Digs | Faults | Receptions | Total Attempts | Note |
|-------------------|----|---------------------|------|--------|------------|----------------|------|
| 1 | 4 | Manià Loris | 7 | 7 | 3 | 17 | 1.40 |
| 2 | 14 | Fei Alessandro | 5 | 5 | 8 | 18 | 1.00 |
| 2 | 9 | Martino Matteo | 5 | 4 | 3 | 12 | 1.00 |
| 4 | 5 | Vermiglio Valerio | 4 | 2 | 1 | 7 | 0.80 |
| 5 | 11 | Zlatanov Hristo | 2 | 1 | 4 | 7 | 0.40 |
| 6 | 6 | Meoni Marco | 1 | 1 | 3 | 5 | 0.20 |
| 6 | 1 | Mastrangelo Luigi | 1 | 2 | 3 | 6 | 0.20 |
| 6 | 15 | Birarelli Emanuele | 1 | 2 | 1 | 4 | 0.20 |
| - | 3 | Gavotto Mauro | - | - | - | - | |
| - | 8 | Cisolla Alberto | - | - | - | - | |
| - | 16 | Bovolenta Vigor | - | - | - | - | |
| - | 7 | Paparoni Alessandro | - | 1 | 1 | 2 | |
| Others | | | - | - | - | - | |
| Total Team | | | 26 | 25 | 27 | 78 | 5.20 |



Set

Avg. by set

| Rk | No | Name | Running Sets | Faults | Still Sets | Total Attempts | Note |
|-------------------|----|---------------------|--------------|--------|------------|----------------|-------|
| 1 | 5 | Vermiglio Valerio | 39 | 1 | 44 | 84 | 7.80 |
| 2 | 6 | Meoni Marco | 11 | - | 30 | 41 | 2.20 |
| - | 1 | Mastrangelo Luigi | - | - | 1 | 1 | |
| - | 3 | Gavotto Mauro | - | - | - | - | |
| - | 4 | Manià Loris | - | - | 3 | 3 | |
| - | 7 | Paparoni Alessandro | - | - | - | - | |
| - | 8 | Cisolla Alberto | - | - | - | - | |
| - | 9 | Martino Matteo | - | - | 1 | 1 | |
| - | 11 | Zlatanov Hristo | - | - | - | - | |
| - | 14 | Fei Alessandro | - | - | 3 | 3 | |
| - | 15 | Birarelli Emanuele | - | - | 2 | 2 | |
| - | 16 | Bovolenta Vigor | - | - | - | - | |
| Others | | | - | - | - | - | |
| Total Team | | | 50 | 1 | 84 | 135 | 10.00 |



Reception

Eff. %
Limit: 25.00%

| Rk | No | Name | Excellents | Faults | Serve Receptions | Total Attempts | Note |
|-------------------|----|---------------------|------------|--------|------------------|----------------|-------|
| 1 | 9 | Martino Matteo | 14 | - | 12 | 26 | 53.85 |
| 2 | 4 | Manià Loris | 24 | 2 | 18 | 44 | 50.00 |
| 3 | 11 | Zlatanov Hristo | 14 | 2 | 13 | 29 | 41.38 |
| - | 1 | Mastrangelo Luigi | 4 | - | - | 4 | |
| - | 7 | Paparoni Alessandro | - | - | 1 | 1 | |
| - | 3 | Gavotto Mauro | - | - | - | - | |
| - | 5 | Vermiglio Valerio | - | - | - | - | |
| - | 6 | Meoni Marco | - | - | - | - | |
| - | 8 | Cisolla Alberto | - | - | - | - | |
| - | 14 | Fei Alessandro | - | - | - | - | |
| - | 15 | Birarelli Emanuele | - | - | - | - | |
| - | 16 | Bovolenta Vigor | - | - | - | - | |
| Others | | | - | - | - | - | |
| Total Team | | | 56 | 4 | 44 | 104 | 50.00 |





P-3 VOLLEYBALL • Match players ranking

2008 World Men's Olympic Qualification Tournament

Japan




Match: 4 **Date:** 31.05.2008 **Spectators:** 10'000
City: Tokyo
Hall: Tokyo Metropolitan Gymnasium
Match duration: **Start:** 18:32 **End:** 21:15 **Total:** 2:43

| Teams | Sets | 1 | 2 | 3 | 4 | 5 | Total |
|---------------------|------|------|------|------|------|------|-------|
| ITA | 3 | 25 | 28 | 28 | 35 | 15 | 131 |
| JPN | 2 | 20 | 30 | 30 | 33 | 7 | 120 |
| Set duration | | 0:25 | 0:34 | 0:34 | 0:39 | 0:12 | 2:24 |




JPN • Japan



Spike

Succ. %
Limit: 15.00%


| Rk | No | Name | Spikes | Faults | Shots | Total Attempts | Note |
|-------------------|----|----------------------|--------|--------|-------|----------------|-------|
| 1 | 17 | Koshikawa Yu | 21 | 11 | 6 | 38 | 55.26 |
| 2 | 7 | Yamamoto Takahiro | 27 | 14 | 16 | 57 | 47.37 |
| 3 | 16 | Ishijima Yusuke | 8 | 7 | 10 | 25 | 32.00 |
| - | 12 | Yamamura Kota | 7 | 3 | 3 | 13 | |
| - | 1 | Saito Nobuharu | 2 | 1 | 2 | 5 | |
| - | 13 | Shimizu Kunihiro | 1 | 1 | 3 | 5 | |
| - | 11 | Matsumoto Yoshihiko | 2 | 1 | 1 | 4 | |
| - | 14 | Fukuzawa Tatsuya | 2 | - | - | 2 | |
| - | 8 | Ogino Masaji | 1 | 1 | - | 2 | |
| - | 5 | Usami Daisuke | - | - | - | - | |
| - | 15 | Tsumagari Katsutoshi | - | - | - | - | |
| - | 18 | Tomonaga Kosuke | - | - | - | - | |
| Others | | | - | - | - | - | |
| Total Team | | | 71 | 39 | 41 | 151 | 47.02 |



Block

Avg. by set

| Rk | No | Name | Kill Blocks | Faults | Rebounds | Total Attempts | Note |
|-------------------|----|----------------------|-------------|--------|----------|----------------|------|
| 1 | 16 | Ishijima Yusuke | 3 | 1 | 3 | 7 | 0.60 |
| 2 | 17 | Koshikawa Yu | 2 | 4 | 3 | 9 | 0.40 |
| 3 | 1 | Saito Nobuharu | 1 | 2 | 3 | 6 | 0.20 |
| 3 | 5 | Usami Daisuke | 1 | 3 | 5 | 9 | 0.20 |
| 3 | 11 | Matsumoto Yoshihiko | 1 | 2 | 1 | 4 | 0.20 |
| 3 | 12 | Yamamura Kota | 1 | 7 | 6 | 14 | 0.20 |
| - | 8 | Ogino Masaji | - | - | - | - | |
| - | 13 | Shimizu Kunihiro | - | - | - | - | |
| - | 14 | Fukuzawa Tatsuya | - | - | - | - | |
| - | 15 | Tsumagari Katsutoshi | - | - | - | - | |
| - | 7 | Yamamoto Takahiro | - | 4 | 5 | 9 | |
| - | 18 | Tomonaga Kosuke | - | 1 | - | 1 | |
| Others | | | - | - | - | - | |
| Total Team | | | 9 | 24 | 26 | 59 | 1.80 |



Serve

Avg. by set

| Rk | No | Name | Aces | Faults | Serve Hits | Total Attempts | Note |
|-------------------|----|----------------------|------|--------|------------|----------------|------|
| 1 | 7 | Yamamoto Takahiro | 2 | 5 | 13 | 20 | 0.40 |
| 2 | 17 | Koshikawa Yu | 1 | 6 | 12 | 19 | 0.20 |
| - | 5 | Usami Daisuke | - | - | 15 | 15 | |
| - | 8 | Ogino Masaji | - | - | 3 | 3 | |
| - | 11 | Matsumoto Yoshihiko | - | - | 6 | 6 | |
| - | 12 | Yamamura Kota | - | - | 14 | 14 | |
| - | 15 | Tsumagari Katsutoshi | - | - | - | - | |
| - | 18 | Tomonaga Kosuke | - | - | 1 | 1 | |
| - | 1 | Saito Nobuharu | - | 1 | 18 | 19 | |
| - | 16 | Ishijima Yusuke | - | 1 | 18 | 19 | |
| - | 13 | Shimizu Kunihiro | - | 1 | 1 | 2 | |
| - | 14 | Fukuzawa Tatsuya | - | 2 | - | 2 | |
| Others | | | - | - | - | - | |
| Total Team | | | 3 | 16 | 101 | 120 | 0.60 |

| Team | Opponent errors & Team faults | 37 | 23 | 60 |
|------|-------------------------------|----|----|----|
| | | | | |





P-3 VOLLEYBALL • Match players ranking

2008 World Men's Olympic Qualification Tournament

Japan



Match: 4 Date: 31.05.2008 Spectators: 10'000

City: Tokyo

Hall: Tokyo Metropolitan Gymnasium


Match duration: Start: 18:32 End: 21:15 Total: 2:43

| Teams | Sets | 1 | 2 | 3 | 4 | 5 | Total |
|--------------|------|------|------|------|------|------|-------|
| ITA | 3 | 25 | 28 | 28 | 35 | 15 | 131 |
| JPN | 2 | 20 | 30 | 30 | 33 | 7 | 120 |
| Set duration | | 0:25 | 0:34 | 0:34 | 0:39 | 0:12 | 2:24 |



JPN • Japan

| Rk | No | Name | Digs | Faults | Receptions | Total Attempts | Note |
|------------|----|----------------------|------|--------|------------|----------------|------|
| 1 | 15 | Tsumagari Katsutoshi | 14 | 4 | 6 | 24 | 2.80 |
| 2 | 5 | Usami Daisuke | 7 | 2 | 14 | 23 | 1.40 |
| 2 | 17 | Koshikawa Yu | 7 | 5 | 3 | 15 | 1.40 |
| 4 | 16 | Ishijima Yusuke | 6 | 5 | 5 | 16 | 1.20 |
| 5 | 7 | Yamamoto Takahiro | 3 | 6 | 3 | 12 | 0.60 |
| 6 | 8 | Ogino Masaji | 2 | - | 2 | 4 | 0.40 |
| 6 | 11 | Matsumoto Yoshihiko | 2 | - | 1 | 3 | 0.40 |
| 6 | 1 | Saito Nobuharu | 2 | 1 | 1 | 4 | 0.40 |
| 9 | 12 | Yamamura Kota | 1 | 1 | - | 2 | 0.20 |
| - | 14 | Fukuzawa Tatsuya | - | - | - | - | |
| - | 18 | Tomonaga Kosuke | - | - | - | - | |
| - | 13 | Shimizu Kunihiro | - | 1 | 1 | 2 | |
| Others | | | - | - | - | - | |
| Total Team | | | 44 | 25 | 36 | 105 | 8.80 |



Dig

Avg. by set


| Rk | No | Name | Running Sets | Faults | Still Sets | Total Attempts | Note |
|------------|----|----------------------|--------------|--------|------------|----------------|-------|
| 1 | 5 | Usami Daisuke | 49 | 2 | 76 | 127 | 9.80 |
| 2 | 16 | Ishijima Yusuke | 1 | - | 2 | 3 | 0.20 |
| 2 | 12 | Yamamura Kota | 1 | 1 | 3 | 5 | 0.20 |
| - | 1 | Saito Nobuharu | - | - | 2 | 2 | |
| - | 7 | Yamamoto Takahiro | - | - | 1 | 1 | |
| - | 8 | Ogino Masaji | - | - | - | - | |
| - | 11 | Matsumoto Yoshihiko | - | - | 1 | 1 | |
| - | 13 | Shimizu Kunihiro | - | - | - | - | |
| - | 14 | Fukuzawa Tatsuya | - | - | 1 | 1 | |
| - | 15 | Tsumagari Katsutoshi | - | - | 8 | 8 | |
| - | 17 | Koshikawa Yu | - | - | 4 | 4 | |
| - | 18 | Tomonaga Kosuke | - | - | 2 | 2 | |
| Others | | | - | - | - | - | |
| Total Team | | | 51 | 3 | 100 | 154 | 10.20 |



Set

Avg. by set

| Rk | No | Name | Excellents | Faults | Serve Receptions | Total Attempts | Note |
|------------|----|----------------------|------------|--------|------------------|----------------|-------|
| 1 | 16 | Ishijima Yusuke | 23 | 1 | 14 | 38 | 57.89 |
| 2 | 17 | Koshikawa Yu | 15 | - | 18 | 33 | 45.45 |
| - | 15 | Tsumagari Katsutoshi | 17 | - | 9 | 26 | |
| - | 8 | Ogino Masaji | 5 | - | 3 | 8 | |
| - | 7 | Yamamoto Takahiro | 1 | - | - | 1 | |
| - | 1 | Saito Nobuharu | - | - | - | - | |
| - | 5 | Usami Daisuke | - | - | - | - | |
| - | 11 | Matsumoto Yoshihiko | - | - | - | - | |
| - | 12 | Yamamura Kota | - | - | - | - | |
| - | 13 | Shimizu Kunihiro | - | - | - | - | |
| - | 14 | Fukuzawa Tatsuya | - | - | - | - | |
| - | 18 | Tomonaga Kosuke | - | - | - | - | |
| Others | | | - | - | - | - | |
| Total Team | | | 61 | 1 | 44 | 106 | 56.60 |



Reception

Eff. %
Limit: 25.00%

