

# P-3 VOLLEYBALL • Match players ranking

## 2008 World Men's Olympic Qualification Tournament Germany




**Match:** 4    **Date:** 24.05.2008    **Spectators:** 4'120  
**City:** Dusseldorf  
**Hall:** ISS Dome  
**Match duration:** Start: 20:00 End: 22:15 Total: 2:15

| Teams               | Sets     | 1    | 2    | 3    | 4    | 5    | Total |
|---------------------|----------|------|------|------|------|------|-------|
| <b>CUB</b>          | <b>2</b> | 26   | 25   | 21   | 18   | 13   | 103   |
| <b>GER</b>          | <b>3</b> | 24   | 21   | 25   | 25   | 15   | 110   |
| <b>Set duration</b> |          | 0:28 | 0:26 | 0:25 | 0:25 | 0:19 | 2:03  |




### CUB • Cuba



**Spike**

Succ. %  
Limit: 15.00%


| Rk                | No | Name                      | Spikes | Faults | Shots | Total Attempts | Note  |
|-------------------|----|---------------------------|--------|--------|-------|----------------|-------|
| 1                 | 4  | Leal Hidalgo Yoandy       | 12     | 2      | 6     | 20             | 60.00 |
| 2                 | 11 | Sanchez Sierra Yadier     | 9      | 5      | 7     | 21             | 42.86 |
| 3                 | 10 | Jurquin Despaigne Rolando | 9      | 8      | 12    | 29             | 31.03 |
| -                 | 13 | Simon Aties Robertlandy   | 12     | -      | 1     | 13             |       |
| -                 | 17 | Dominico Speck Odelvis    | 5      | -      | 2     | 7              |       |
| -                 | 16 | Corrales Pouto Rayder     | 2      | 3      | 1     | 6              |       |
| -                 | 15 | Camejo Durruthy Oreol     | 1      | 2      | 2     | 5              |       |
| -                 | 12 | Bell Cisnero Yenny        | -      | -      | 1     | 1              |       |
| -                 | 1  | Leon Venero Wilfredo      | -      | 1      | -     | 1              |       |
| -                 | 2  | Estrada Joa Liansen       | -      | -      | -     | -              |       |
| -                 | 6  | Gutierrez Torna Keibel    | -      | -      | -     | -              |       |
| -                 | 7  | Camejo Durruthy Osmany    | -      | -      | -     | -              |       |
| <b>Others</b>     |    |                           | -      | -      | -     | -              |       |
| <b>Total Team</b> |    |                           | 50     | 21     | 32    | 103            | 48.54 |



**Block**

Avg. by set

| Rk                | No | Name                      | Kill Blocks | Faults | Rebounds | Total Attempts | Note |
|-------------------|----|---------------------------|-------------|--------|----------|----------------|------|
| 1                 | 17 | Dominico Speck Odelvis    | 6           | 5      | 10       | 21             | 1.20 |
| 2                 | 15 | Camejo Durruthy Oreol     | 3           | 3      | 6        | 12             | 0.60 |
| 3                 | 13 | Simon Aties Robertlandy   | 2           | 7      | 7        | 16             | 0.40 |
| 4                 | 2  | Estrada Joa Liansen       | 1           | 1      | -        | 2              | 0.20 |
| 4                 | 4  | Leal Hidalgo Yoandy       | 1           | 2      | 1        | 4              | 0.20 |
| -                 | 1  | Leon Venero Wilfredo      | -           | -      | -        | -              |      |
| -                 | 6  | Gutierrez Torna Keibel    | -           | -      | -        | -              |      |
| -                 | 7  | Camejo Durruthy Osmany    | -           | -      | -        | -              |      |
| -                 | 12 | Bell Cisnero Yenny        | -           | -      | -        | -              |      |
| -                 | 10 | Jurquin Despaigne Rolando | -           | 4      | 4        | 8              |      |
| -                 | 11 | Sanchez Sierra Yadier     | -           | 4      | -        | 4              |      |
| -                 | 16 | Corrales Pouto Rayder     | -           | 1      | -        | 1              |      |
| <b>Others</b>     |    |                           | -           | -      | -        | -              |      |
| <b>Total Team</b> |    |                           | 13          | 27     | 28       | 68             | 2.60 |



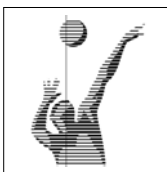
**Serve**

Avg. by set

| Rk                | No | Name                      | Aces | Faults | Serve Hits | Total Attempts | Note |
|-------------------|----|---------------------------|------|--------|------------|----------------|------|
| 1                 | 4  | Leal Hidalgo Yoandy       | 5    | 3      | 15         | 23             | 1.00 |
| 2                 | 13 | Simon Aties Robertlandy   | 1    | 3      | 12         | 16             | 0.20 |
| 2                 | 15 | Camejo Durruthy Oreol     | 1    | 3      | 9          | 13             | 0.20 |
| 2                 | 11 | Sanchez Sierra Yadier     | 1    | 4      | 8          | 13             | 0.20 |
| -                 | 1  | Leon Venero Wilfredo      | -    | -      | 3          | 3              |      |
| -                 | 2  | Estrada Joa Liansen       | -    | -      | 1          | 1              |      |
| -                 | 6  | Gutierrez Torna Keibel    | -    | -      | -          | -              |      |
| -                 | 7  | Camejo Durruthy Osmany    | -    | -      | 2          | 2              |      |
| -                 | 12 | Bell Cisnero Yenny        | -    | -      | 2          | 2              |      |
| -                 | 17 | Dominico Speck Odelvis    | -    | 1      | 8          | 9              |      |
| -                 | 16 | Corrales Pouto Rayder     | -    | 1      | 6          | 7              |      |
| -                 | 10 | Jurquin Despaigne Rolando | -    | 3      | 11         | 14             |      |
| <b>Others</b>     |    |                           | -    | -      | -          | -              |      |
| <b>Total Team</b> |    |                           | 8    | 18     | 77         | 103            | 1.60 |

| Team | Opponent errors & Team faults | 32 | 19 | 51 |
|------|-------------------------------|----|----|----|
|      |                               |    |    |    |





# P-3 VOLLEYBALL • Match players ranking

## 2008 World Men's Olympic Qualification Tournament Germany




**Match:** 4    **Date:** 24.05.2008    **Spectators:** 4'120  
**City:** Dusseldorf  
**Hall:** ISS Dome  
**Match duration:** Start: 20:00 End: 22:15 Total: 2:15

| Teams               | Sets     | 1    | 2    | 3    | 4    | 5    | Total |
|---------------------|----------|------|------|------|------|------|-------|
| <b>CUB</b>          | <b>2</b> | 26   | 25   | 21   | 18   | 13   | 103   |
| <b>GER</b>          | <b>3</b> | 24   | 21   | 25   | 25   | 15   | 110   |
| <b>Set duration</b> |          | 0:28 | 0:26 | 0:25 | 0:25 | 0:19 | 2:03  |




### CUB • Cuba



**Dig**

Avg. by set


| Rk                | No | Name                      | Digs | Faults | Receptions | Total Attempts | Note |
|-------------------|----|---------------------------|------|--------|------------|----------------|------|
| 1                 | 6  | Gutierrez Torna Keibel    | 9    | 1      | 1          | 11             | 1.80 |
| 2                 | 4  | Leal Hidalgo Yoandy       | 5    | 6      | 2          | 13             | 1.00 |
| 3                 | 10 | Jurquin Despaigne Rolando | 3    | -      | 1          | 4              | 0.60 |
| 3                 | 11 | Sanchez Sierra Yadier     | 3    | 1      | -          | 4              | 0.60 |
| 5                 | 15 | Camejo Durruthy Oreol     | 2    | 1      | 1          | 4              | 0.40 |
| 6                 | 1  | Leon Venero Wilfredo      | 1    | -      | -          | 1              | 0.20 |
| 6                 | 7  | Camejo Durruthy Osmany    | 1    | -      | -          | 1              | 0.20 |
| 6                 | 13 | Simon Aties Robertlandy   | 1    | -      | -          | 1              | 0.20 |
| 6                 | 17 | Dominico Speck Odelvis    | 1    | 1      | 1          | 3              | 0.20 |
| -                 | 2  | Estrada Joa Liansen       | -    | -      | -          | -              |      |
| -                 | 12 | Bell Cisnero Yenny        | -    | -      | -          | -              |      |
| -                 | 16 | Corrales Pouto Rayder     | -    | 2      | 1          | 3              |      |
| <b>Others</b>     |    |                           | -    | -      | -          | -              |      |
| <b>Total Team</b> |    |                           | 26   | 12     | 7          | 45             | 5.20 |



**Set**

Avg. by set

| Rk                | No | Name                      | Running Sets | Faults | Still Sets | Total Attempts | Note |
|-------------------|----|---------------------------|--------------|--------|------------|----------------|------|
| 1                 | 15 | Camejo Durruthy Oreol     | 4            | -      | 78         | 82             | 0.80 |
| -                 | 1  | Leon Venero Wilfredo      | -            | -      | -          | -              |      |
| -                 | 2  | Estrada Joa Liansen       | -            | -      | 3          | 3              |      |
| -                 | 4  | Leal Hidalgo Yoandy       | -            | -      | -          | -              |      |
| -                 | 6  | Gutierrez Torna Keibel    | -            | -      | 7          | 7              |      |
| -                 | 7  | Camejo Durruthy Osmany    | -            | -      | -          | -              |      |
| -                 | 10 | Jurquin Despaigne Rolando | -            | -      | 1          | 1              |      |
| -                 | 11 | Sanchez Sierra Yadier     | -            | -      | 2          | 2              |      |
| -                 | 12 | Bell Cisnero Yenny        | -            | -      | -          | -              |      |
| -                 | 13 | Simon Aties Robertlandy   | -            | -      | 1          | 1              |      |
| -                 | 16 | Corrales Pouto Rayder     | -            | -      | -          | -              |      |
| -                 | 17 | Dominico Speck Odelvis    | -            | -      | 3          | 3              |      |
| <b>Others</b>     |    |                           | -            | -      | -          | -              |      |
| <b>Total Team</b> |    |                           | 4            | -      | 95         | 99             | 0.80 |

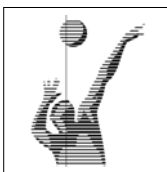


**Reception**

Eff. %  
Limit: 25.00%

| Rk                | No | Name                      | Excellents | Faults | Serve Receptions | Total Attempts | Note  |
|-------------------|----|---------------------------|------------|--------|------------------|----------------|-------|
| 1                 | 6  | Gutierrez Torna Keibel    | 17         | 2      | 3                | 22             | 68.18 |
| 2                 | 10 | Jurquin Despaigne Rolando | 10         | 2      | 11               | 23             | 34.78 |
| 3                 | 4  | Leal Hidalgo Yoandy       | 9          | 7      | 16               | 32             | 6.25  |
| -                 | 12 | Bell Cisnero Yenny        | 1          | 1      | 3                | 5              |       |
| -                 | 1  | Leon Venero Wilfredo      | -          | -      | 1                | 1              |       |
| -                 | 2  | Estrada Joa Liansen       | -          | -      | -                | -              |       |
| -                 | 7  | Camejo Durruthy Osmany    | -          | -      | -                | -              |       |
| -                 | 11 | Sanchez Sierra Yadier     | -          | -      | -                | -              |       |
| -                 | 15 | Camejo Durruthy Oreol     | -          | -      | -                | -              |       |
| -                 | 16 | Corrales Pouto Rayder     | -          | -      | -                | -              |       |
| -                 | 17 | Dominico Speck Odelvis    | -          | -      | -                | -              |       |
| -                 | 13 | Simon Aties Robertlandy   | -          | 1      | 2                | 3              |       |
| <b>Others</b>     |    |                           | -          | -      | -                | -              |       |
| <b>Total Team</b> |    |                           | 37         | 13     | 36               | 86             | 27.91 |





# P-3 VOLLEYBALL • Match players ranking

## 2008 World Men's Olympic Qualification Tournament Germany




**Match:** 4    **Date:** 24.05.2008    **Spectators:** 4'120  
**City:** Dusseldorf  
**Hall:** ISS Dome  
**Match duration:** Start: 20:00 End: 22:15 Total: 2:15

| Teams               | Sets     | 1    | 2    | 3    | 4    | 5    | Total |
|---------------------|----------|------|------|------|------|------|-------|
| <b>CUB</b>          | <b>2</b> | 26   | 25   | 21   | 18   | 13   | 103   |
| <b>GER</b>          | <b>3</b> | 24   | 21   | 25   | 25   | 15   | 110   |
| <b>Set duration</b> |          | 0:28 | 0:26 | 0:25 | 0:25 | 0:19 | 2:03  |




### GER • Germany



**Spike**

Succ. %  
Limit: 15.00%


| Rk                | No | Name              | Spikes | Faults | Shots | Total Attempts | Note  |
|-------------------|----|-------------------|--------|--------|-------|----------------|-------|
| 1                 | 10 | Schöps Jochen     | 20     | 4      | 11    | 35             | 57.14 |
| 2                 | 5  | Andrae Björn      | 12     | 6      | 7     | 25             | 48.00 |
| 3                 | 1  | Popp Marcus       | 11     | 5      | 11    | 27             | 40.74 |
| -                 | 9  | Hübner Stefan     | 8      | 2      | 3     | 13             |       |
| -                 | 13 | Bergmann Ralph    | 4      | -      | 1     | 5              |       |
| -                 | 11 | Dehne Frank       | 2      | -      | -     | 2              |       |
| -                 | 14 | Kromm Robert      | 1      | -      | 1     | 2              |       |
| -                 | 8  | Böhme Marcus      | -      | 2      | -     | 2              |       |
| -                 | 12 | Pampel Christian  | 1      | -      | -     | 1              |       |
| -                 | 4  | Tischer Simon     | -      | 1      | -     | 1              |       |
| -                 | 2  | Steuerwald Markus | -      | -      | -     | -              |       |
| -                 | 7  | Siebeck Mark      | -      | -      | -     | -              |       |
| <b>Others</b>     |    |                   | -      | -      | -     | -              |       |
| <b>Total Team</b> |    |                   | 59     | 20     | 34    | 113            | 52.21 |



**Block**

Avg. by set

| Rk                | No | Name              | Kill Blocks | Faults | Rebounds | Total Attempts | Note |
|-------------------|----|-------------------|-------------|--------|----------|----------------|------|
| 1                 | 9  | Hübner Stefan     | 4           | 7      | 4        | 15             | 0.80 |
| 2                 | 4  | Tischer Simon     | 2           | -      | 1        | 3              | 0.40 |
| 2                 | 11 | Dehne Frank       | 2           | 1      | 2        | 5              | 0.40 |
| 2                 | 5  | Andrae Björn      | 2           | 4      | 3        | 9              | 0.40 |
| 5                 | 13 | Bergmann Ralph    | 1           | 4      | 1        | 6              | 0.20 |
| -                 | 2  | Steuerwald Markus | -           | -      | -        | -              |      |
| -                 | 7  | Siebeck Mark      | -           | -      | -        | -              |      |
| -                 | 12 | Pampel Christian  | -           | -      | -        | -              |      |
| -                 | 14 | Kromm Robert      | -           | -      | 2        | 2              |      |
| -                 | 1  | Popp Marcus       | -           | 2      | 2        | 4              |      |
| -                 | 10 | Schöps Jochen     | -           | 3      | 1        | 4              |      |
| -                 | 8  | Böhme Marcus      | -           | 1      | -        | 1              |      |
| <b>Others</b>     |    |                   | -           | -      | -        | -              |      |
| <b>Total Team</b> |    |                   | 11          | 22     | 16       | 49             | 2.20 |



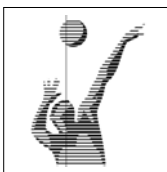
**Serve**

Avg. by set

| Rk                | No | Name              | Aces | Faults | Serve Hits | Total Attempts | Note |
|-------------------|----|-------------------|------|--------|------------|----------------|------|
| 1                 | 1  | Popp Marcus       | 3    | 1      | 21         | 25             | 0.60 |
| 1                 | 9  | Hübner Stefan     | 3    | 5      | 8          | 16             | 0.60 |
| 3                 | 10 | Schöps Jochen     | 2    | 5      | 13         | 20             | 0.40 |
| 3                 | 14 | Kromm Robert      | 2    | 2      | 3          | 7              | 0.40 |
| 5                 | 5  | Andrae Björn      | 1    | 1      | 9          | 11             | 0.20 |
| -                 | 2  | Steuerwald Markus | -    | -      | -          | -              |      |
| -                 | 7  | Siebeck Mark      | -    | -      | 4          | 4              |      |
| -                 | 11 | Dehne Frank       | -    | 3      | 7          | 10             |      |
| -                 | 4  | Tischer Simon     | -    | 1      | 2          | 3              |      |
| -                 | 13 | Bergmann Ralph    | -    | 3      | 6          | 9              |      |
| -                 | 8  | Böhme Marcus      | -    | 2      | 2          | 4              |      |
| -                 | 12 | Pampel Christian  | -    | 1      | -          | 1              |      |
| <b>Others</b>     |    |                   | -    | -      | -          | -              |      |
| <b>Total Team</b> |    |                   | 11   | 24     | 75         | 110            | 2.20 |

| Team | Opponent errors & Team faults | 29 | 21 | 50 |
|------|-------------------------------|----|----|----|
|      |                               |    |    |    |





# P-3 VOLLEYBALL • Match players ranking

## 2008 World Men's Olympic Qualification Tournament Germany




**Match:** 4    **Date:** 24.05.2008    **Spectators:** 4'120  
**City:** Dusseldorf  
**Hall:** ISS Dome  
**Match duration:** **Start:** 20:00    **End:** 22:15    **Total:** 2:15

| Teams               | Sets     | 1    | 2    | 3    | 4    | 5    | Total |
|---------------------|----------|------|------|------|------|------|-------|
| <b>CUB</b>          | <b>2</b> | 26   | 25   | 21   | 18   | 13   | 103   |
| <b>GER</b>          | <b>3</b> | 24   | 21   | 25   | 25   | 15   | 110   |
| <b>Set duration</b> |          | 0:28 | 0:26 | 0:25 | 0:25 | 0:19 | 2:03  |




### GER • Germany



**Dig**

Avg. by set


| Rk                | No | Name              | Digs | Faults | Receptions | Total Attempts | Note |
|-------------------|----|-------------------|------|--------|------------|----------------|------|
| 1                 | 10 | Schöps Jochen     | 4    | 1      | 3          | 8              | 0.80 |
| 1                 | 2  | Steuerwald Markus | 4    | 6      | 7          | 17             | 0.80 |
| 3                 | 5  | Andrae Björn      | 3    | -      | 5          | 8              | 0.60 |
| 3                 | 1  | Popp Marcus       | 3    | 1      | 1          | 5              | 0.60 |
| 5                 | 7  | Siebeck Mark      | 1    | -      | -          | 1              | 0.20 |
| 5                 | 9  | Hübner Stefan     | 1    | -      | 2          | 3              | 0.20 |
| 5                 | 13 | Bergmann Ralph    | 1    | 1      | 1          | 3              | 0.20 |
| -                 | 4  | Tischer Simon     | -    | -      | -          | -              |      |
| -                 | 8  | Böhme Marcus      | -    | -      | -          | -              |      |
| -                 | 12 | Pampel Christian  | -    | -      | -          | -              |      |
| -                 | 14 | Kromm Robert      | -    | -      | -          | -              |      |
| -                 | 11 | Dehne Frank       | -    | 1      | 1          | 2              |      |
| <b>Others</b>     |    |                   | -    | -      | -          | -              |      |
| <b>Total Team</b> |    |                   | 17   | 10     | 20         | 47             | 3.40 |



**Set**

Avg. by set

| Rk                | No | Name              | Running Sets | Faults | Still Sets | Total Attempts | Note |
|-------------------|----|-------------------|--------------|--------|------------|----------------|------|
| 1                 | 11 | Dehne Frank       | 1            | 1      | 66         | 68             | 0.20 |
| -                 | 1  | Popp Marcus       | -            | -      | 3          | 3              |      |
| -                 | 2  | Steuerwald Markus | -            | -      | 1          | 1              |      |
| -                 | 4  | Tischer Simon     | -            | -      | 29         | 29             |      |
| -                 | 5  | Andrae Björn      | -            | -      | 1          | 1              |      |
| -                 | 7  | Siebeck Mark      | -            | -      | -          | -              |      |
| -                 | 8  | Böhme Marcus      | -            | -      | -          | -              |      |
| -                 | 9  | Hübner Stefan     | -            | -      | -          | -              |      |
| -                 | 12 | Pampel Christian  | -            | -      | -          | -              |      |
| -                 | 13 | Bergmann Ralph    | -            | -      | 3          | 3              |      |
| -                 | 14 | Kromm Robert      | -            | -      | -          | -              |      |
| -                 | 10 | Schöps Jochen     | -            | 1      | -          | 1              |      |
| <b>Others</b>     |    |                   | -            | -      | -          | -              |      |
| <b>Total Team</b> |    |                   | 1            | 2      | 103        | 106            | 0.20 |



**Reception**

Eff. %  
Limit: 25.00%

| Rk                | No | Name              | Excellents | Faults | Serve Receptions | Total Attempts | Note  |
|-------------------|----|-------------------|------------|--------|------------------|----------------|-------|
| 1                 | 1  | Popp Marcus       | 17         | 1      | 6                | 24             | 66.67 |
| 2                 | 5  | Andrae Björn      | 16         | -      | 13               | 29             | 55.17 |
| 3                 | 2  | Steuerwald Markus | 11         | 3      | 12               | 26             | 30.77 |
| -                 | 4  | Tischer Simon     | -          | -      | 1                | 1              |       |
| -                 | 9  | Hübner Stefan     | 1          | -      | -                | 1              |       |
| -                 | 7  | Siebeck Mark      | -          | -      | -                | -              |       |
| -                 | 8  | Böhme Marcus      | -          | -      | -                | -              |       |
| -                 | 10 | Schöps Jochen     | -          | -      | -                | -              |       |
| -                 | 11 | Dehne Frank       | -          | -      | -                | -              |       |
| -                 | 12 | Pampel Christian  | -          | -      | -                | -              |       |
| -                 | 13 | Bergmann Ralph    | -          | -      | -                | -              |       |
| -                 | 14 | Kromm Robert      | -          | -      | -                | -              |       |
| <b>Others</b>     |    |                   | -          | -      | -                | -              |       |
| <b>Total Team</b> |    |                   | 45         | 4      | 32               | 81             | 50.62 |

