

Match: 19 **Date:** 08.06.2017 **Spectators:** 660
City: Helsinki
Hall: Hartwall Arena
Match duration: Start: 16:00 End: 17:17 Total: 1:17

| Teams | Sets | 1 | 2 | 3 | 4 | 5 | Total |
|---------------------|----------|------|------|------|---|---|-------|
| AUS | 3 | 25 | 25 | 25 | | | 75 |
| CHN | 0 | 22 | 13 | 21 | | | 56 |
| Set duration | | 0:23 | 0:22 | 0:26 | | | 1:11 |



AUS • Australia

Spike

Succ. %
Limit: 15.00%

| Rk | No | Name | Spikes | Faults | Shots | Total Attempts | Note |
|-------------------|----|----------------------------|--------|--------|-------|----------------|-------|
| 1 | 17 | Carroll Paul | 15 | 3 | 7 | 25 | 60.00 |
| 2 | 13 | Walker Samuel | 8 | 5 | 8 | 21 | 38.10 |
| 3 | 3 | Roberts Nathan | 10 | 3 | 14 | 27 | 37.04 |
| - | 5 | Passier Travis | 8 | - | - | 8 | |
| - | 1 | Graham Beau | 1 | - | 1 | 2 | |
| - | 7 | Peacock Harrison | 1 | - | 1 | 2 | |
| - | 2 | Dosanjh Arshdeep | - | - | - | - | |
| - | 8 | O'Dea Trent | - | - | - | - | |
| - | 10 | Richards Jordan | - | - | - | - | |
| - | 11 | Perry Luke | - | - | - | - | |
| - | 14 | Hone Simon | - | - | - | - | |
| - | 15 | Smith Luke | - | - | - | - | |
| - | 18 | Williams Lincoln Alexander | - | - | - | - | |
| - | 19 | Moeller Carsten | - | - | - | - | |
| Others | | | - | - | - | - | |
| Total Team | | | 43 | 11 | 31 | 85 | 50.59 |

Block

Avg. by set

| Rk | No | Name | Kill Blocks | Faults | Rebounds | Total Attempts | Note |
|-------------------|----|----------------------------|-------------|--------|----------|----------------|------|
| 1 | 5 | Passier Travis | 1 | 4 | 6 | 11 | 0.33 |
| 1 | 1 | Graham Beau | 1 | 3 | 2 | 6 | 0.33 |
| 1 | 3 | Roberts Nathan | 1 | 1 | - | 2 | 0.33 |
| - | 2 | Dosanjh Arshdeep | - | - | - | - | |
| - | 7 | Peacock Harrison | - | - | 4 | 4 | |
| - | 8 | O'Dea Trent | - | - | - | - | |
| - | 10 | Richards Jordan | - | - | - | - | |
| - | 11 | Perry Luke | - | - | - | - | |
| - | 13 | Walker Samuel | - | - | 5 | 5 | |
| - | 14 | Hone Simon | - | - | - | - | |
| - | 15 | Smith Luke | - | - | - | - | |
| - | 18 | Williams Lincoln Alexander | - | - | - | - | |
| - | 19 | Moeller Carsten | - | - | - | - | |
| - | 17 | Carroll Paul | - | 2 | 5 | 7 | |
| Others | | | - | - | - | - | |
| Total Team | | | 3 | 10 | 22 | 35 | 1.00 |

Match: 19 **Date:** 08.06.2017 **Spectators:** 660
City: Helsinki
Hall: Hartwall Arena
Match duration: Start: 16:00 End: 17:17 Total: 1:17

| Teams | Sets | 1 | 2 | 3 | 4 | 5 | Total |
|---------------------|----------|------|------|------|---|---|-------|
| AUS | 3 | 25 | 25 | 25 | | | 75 |
| CHN | 0 | 22 | 13 | 21 | | | 56 |
| Set duration | | 0:23 | 0:22 | 0:26 | | | 1:11 |



AUS • Australia

| Rk | No | Name | Aces | Faults | Serve Hits | Total Attempts | Note |
|-------------------|----|----------------------------|------|--------|------------|----------------|------|
| 1 | 13 | Walker Samuel | 3 | 2 | 8 | 13 | 1.00 |
| 2 | 1 | Graham Beau | 2 | 2 | 10 | 14 | 0.67 |
| 2 | 3 | Roberts Nathan | 2 | 2 | 9 | 13 | 0.67 |
| 4 | 17 | Carroll Paul | 1 | 1 | 10 | 12 | 0.33 |
| - | 2 | Dosanjh Arshdeep | - | - | - | - | |
| - | 8 | O'Dea Trent | - | - | - | - | |
| - | 10 | Richards Jordan | - | - | - | - | |
| - | 11 | Perry Luke | - | - | - | - | |
| - | 14 | Hone Simon | - | - | - | - | |
| - | 15 | Smith Luke | - | - | - | - | |
| - | 18 | Williams Lincoln Alexander | - | - | - | - | |
| - | 19 | Moeller Carsten | - | - | - | - | |
| - | 7 | Peacock Harrison | - | 2 | 7 | 9 | |
| - | 5 | Passier Travis | - | 4 | 7 | 11 | |
| Others | | | - | - | - | - | |
| Total Team | | | 8 | 13 | 51 | 72 | 2.67 |

Serve

Avg. by set

| Team | Opponent errors & Team faults | Aces | Faults | Total Attempts |
|------|-------------------------------|------|--------|----------------|
| | | 21 | - | 21 |

| Rk | No | Name | Digs | Faults | Receptions | Total Attempts | Note |
|-------------------|----|----------------------------|------|--------|------------|----------------|------|
| 1 | 11 | Perry Luke | 5 | - | 2 | 7 | 1.67 |
| 1 | 17 | Carroll Paul | 5 | - | - | 5 | 1.67 |
| 3 | 13 | Walker Samuel | 3 | - | - | 3 | 1.00 |
| 4 | 1 | Graham Beau | 1 | - | - | 1 | 0.33 |
| 4 | 3 | Roberts Nathan | 1 | - | 3 | 4 | 0.33 |
| 4 | 5 | Passier Travis | 1 | - | - | 1 | 0.33 |
| 4 | 7 | Peacock Harrison | 1 | - | - | 1 | 0.33 |
| - | 2 | Dosanjh Arshdeep | - | - | - | - | |
| - | 8 | O'Dea Trent | - | - | - | - | |
| - | 10 | Richards Jordan | - | - | - | - | |
| - | 14 | Hone Simon | - | - | - | - | |
| - | 15 | Smith Luke | - | - | - | - | |
| - | 18 | Williams Lincoln Alexander | - | - | - | - | |
| - | 19 | Moeller Carsten | - | - | - | - | |
| Others | | | - | - | - | - | |
| Total Team | | | 17 | - | 5 | 22 | 5.67 |

Dig

Avg. by set



Match: 19 **Date:** 08.06.2017 **Spectators:** 660
City: Helsinki
Hall: Hartwall Arena
Match duration: Start: 16:00 End: 17:17 Total: 1:17

| Teams | Sets | 1 | 2 | 3 | 4 | 5 | Total |
|---------------------|----------|------|------|------|---|---|-------|
| AUS | 3 | 25 | 25 | 25 | | | 75 |
| CHN | 0 | 22 | 13 | 21 | | | 56 |
| Set duration | | 0:23 | 0:22 | 0:26 | | | 1:11 |



AUS • Australia

Set

Avg. by set

| Rk | No | Name | Running Sets | Faults | Still Sets | Total Attempts | Note |
|-------------------|----|----------------------------|--------------|--------|------------|----------------|------|
| 1 | 7 | Peacock Harrison | 23 | - | 61 | 84 | 7.67 |
| - | 1 | Graham Beau | - | - | - | - | |
| - | 2 | Dosanjh Arshdeep | - | - | - | - | |
| - | 3 | Roberts Nathan | - | - | 1 | 1 | |
| - | 5 | Passier Travis | - | - | - | - | |
| - | 8 | O'Dea Trent | - | - | - | - | |
| - | 10 | Richards Jordan | - | - | 1 | 1 | |
| - | 11 | Perry Luke | - | - | 6 | 6 | |
| - | 13 | Walker Samuel | - | - | 1 | 1 | |
| - | 14 | Hone Simon | - | - | - | - | |
| - | 15 | Smith Luke | - | - | - | - | |
| - | 17 | Carroll Paul | - | - | 2 | 2 | |
| - | 18 | Williams Lincoln Alexander | - | - | - | - | |
| - | 19 | Moeller Carsten | - | - | - | - | |
| Others | | | - | - | - | - | |
| Total Team | | | 23 | - | 72 | 95 | 7.67 |


Reception

Eff. %
Limit: 25.00%

| Rk | No | Name | Excellents | Faults | Serve Receptions | Total Attempts | Note |
|-------------------|----|----------------------------|------------|--------|------------------|----------------|-------|
| 1 | 13 | Walker Samuel | 12 | 1 | 7 | 20 | 55.00 |
| 2 | 3 | Roberts Nathan | 8 | 1 | 7 | 16 | 43.75 |
| - | 11 | Perry Luke | 5 | 2 | 3 | 10 | |
| - | 5 | Passier Travis | - | - | 1 | 1 | |
| - | 17 | Carroll Paul | - | - | 1 | 1 | |
| - | 1 | Graham Beau | - | - | - | - | |
| - | 2 | Dosanjh Arshdeep | - | - | - | - | |
| - | 7 | Peacock Harrison | - | - | - | - | |
| - | 8 | O'Dea Trent | - | - | - | - | |
| - | 10 | Richards Jordan | - | - | - | - | |
| - | 14 | Hone Simon | - | - | - | - | |
| - | 15 | Smith Luke | - | - | - | - | |
| - | 18 | Williams Lincoln Alexander | - | - | - | - | |
| - | 19 | Moeller Carsten | - | - | - | - | |
| Others | | | - | - | - | - | |
| Total Team | | | 25 | 4 | 19 | 48 | 43.75 |

Match: 19 **Date:** 08.06.2017 **Spectators:** 660
City: Helsinki
Hall: Hartwall Arena
Match duration: Start: 16:00 End: 17:17 Total: 1:17

| Teams | Sets | 1 | 2 | 3 | 4 | 5 | Total |
|---------------------|----------|------|------|------|---|---|-------|
| AUS | 3 | 25 | 25 | 25 | | | 75 |
| CHN | 0 | 22 | 13 | 21 | | | 56 |
| Set duration | | 0:23 | 0:22 | 0:26 | | | 1:11 |



CHN • China

Spike

Succ. %
Limit: 15.00%

| Rk | No | Name | Spikes | Faults | Shots | Total Attempts | Note |
|-------------------|----|----------------|--------|--------|-------|----------------|-------|
| 1 | 2 | Jiang Chuan | 8 | 3 | 12 | 23 | 34.78 |
| 2 | 10 | Ji Daoshuai | 3 | 2 | 8 | 13 | 23.08 |
| - | 17 | Liu Libin | 4 | 2 | 4 | 10 | |
| - | 5 | Zhang Binglong | 4 | 1 | 3 | 8 | |
| - | 13 | Chen Longhai | 3 | 1 | 3 | 7 | |
| - | 7 | Zhong Weijun | 1 | 3 | 2 | 6 | |
| - | 20 | Rao Shuhan | 2 | - | 2 | 4 | |
| - | 6 | Li Runming | - | - | 3 | 3 | |
| - | 9 | Zhan Guojun | 1 | - | 1 | 2 | |
| - | 15 | Tang Chuanhang | 1 | - | 1 | 2 | |
| - | 3 | Mao Tianyi | - | - | 1 | 1 | |
| - | 1 | Li Rui | - | - | - | - | |
| - | 8 | Han Tianyi | - | - | - | - | |
| - | 16 | Tong Jiahua | - | - | - | - | |
| Others | | | - | - | - | - | |
| Total Team | | | 27 | 12 | 40 | 79 | 34.18 |


Block

Avg. by set

| Rk | No | Name | Kill Blocks | Faults | Rebounds | Total Attempts | Note |
|-------------------|----|----------------|-------------|--------|----------|----------------|------|
| 1 | 13 | Chen Longhai | 4 | 1 | 2 | 7 | 1.33 |
| 2 | 6 | Li Runming | 1 | 3 | 2 | 6 | 0.33 |
| 2 | 15 | Tang Chuanhang | 1 | 1 | - | 2 | 0.33 |
| 2 | 5 | Zhang Binglong | 1 | 2 | - | 3 | 0.33 |
| - | 3 | Mao Tianyi | - | - | - | - | |
| - | 7 | Zhong Weijun | - | - | - | - | |
| - | 8 | Han Tianyi | - | - | - | - | |
| - | 9 | Zhan Guojun | - | - | 2 | 2 | |
| - | 20 | Rao Shuhan | - | - | 6 | 6 | |
| - | 2 | Jiang Chuan | - | 2 | 6 | 8 | |
| - | 17 | Liu Libin | - | 1 | 1 | 2 | |
| - | 10 | Ji Daoshuai | - | 4 | 1 | 5 | |
| - | 1 | Li Rui | - | 2 | - | 2 | |
| - | 16 | Tong Jiahua | - | 1 | - | 1 | |
| Others | | | - | - | - | - | |
| Total Team | | | 7 | 17 | 20 | 44 | 2.33 |

Match: 19 **Date:** 08.06.2017 **Spectators:** 660
City: Helsinki
Hall: Hartwall Arena
Match duration: Start: 16:00 End: 17:17 Total: 1:17

| Teams | Sets | 1 | 2 | 3 | 4 | 5 | Total |
|--------------|------|------|------|------|---|---|-------|
| AUS | 3 | 25 | 25 | 25 | | | 75 |
| CHN | 0 | 22 | 13 | 21 | | | 56 |
| Set duration | | 0:23 | 0:22 | 0:26 | | | 1:11 |



CHN • China

| Rk | No | Name | Aces | Faults | Serve Hits | Total Attempts | Note |
|-------------------|----|----------------|------|--------|------------|----------------|------|
| 1 | 2 | Jiang Chuan | 3 | 2 | 9 | 14 | 1.00 |
| 2 | 13 | Chen Longhai | 1 | 1 | 7 | 9 | 0.33 |
| - | 1 | Li Rui | - | - | 1 | 1 | |
| - | 3 | Mao Tianyi | - | - | - | - | |
| - | 6 | Li Runming | - | - | 4 | 4 | |
| - | 7 | Zhong Weijun | - | - | 2 | 2 | |
| - | 8 | Han Tianyi | - | - | - | - | |
| - | 9 | Zhan Guojun | - | - | 1 | 1 | |
| - | 16 | Tong Jiahua | - | - | - | - | |
| - | 20 | Rao Shuhan | - | - | 12 | 12 | |
| - | 5 | Zhang Binglong | - | 1 | 3 | 4 | |
| - | 10 | Ji Daoshuai | - | 2 | 4 | 6 | |
| - | 17 | Liu Libin | - | 3 | 1 | 4 | |
| - | 15 | Tang Chuanhang | - | 1 | - | 1 | |
| Others | | | - | - | - | - | |
| Total Team | | | 4 | 10 | 44 | 58 | 1.33 |

Serve

Avg. by set

| Team | Opponent errors & Team faults | Aces | Faults | Total Attempts |
|------|-------------------------------|------|--------|----------------|
| | | 18 | - | 18 |

| Rk | No | Name | Digs | Faults | Receptions | Total Attempts | Note |
|-------------------|----|----------------|------|--------|------------|----------------|------|
| 1 | 16 | Tong Jiahua | 5 | - | - | 5 | 1.67 |
| 2 | 2 | Jiang Chuan | 2 | - | 1 | 3 | 0.67 |
| 3 | 6 | Li Runming | 1 | - | 1 | 2 | 0.33 |
| 3 | 10 | Ji Daoshuai | 1 | - | 1 | 2 | 0.33 |
| 3 | 17 | Liu Libin | 1 | - | - | 1 | 0.33 |
| 3 | 20 | Rao Shuhan | 1 | - | - | 1 | 0.33 |
| - | 1 | Li Rui | - | - | - | - | |
| - | 3 | Mao Tianyi | - | - | - | - | |
| - | 5 | Zhang Binglong | - | - | 1 | 1 | |
| - | 7 | Zhong Weijun | - | - | - | - | |
| - | 8 | Han Tianyi | - | - | - | - | |
| - | 9 | Zhan Guojun | - | - | - | - | |
| - | 13 | Chen Longhai | - | - | - | - | |
| - | 15 | Tang Chuanhang | - | - | - | - | |
| Others | | | - | - | - | - | |
| Total Team | | | 11 | - | 4 | 15 | 3.67 |


Dig

Avg. by set




Match: 19 **Date:** 08.06.2017 **Spectators:** 660
City: Helsinki
Hall: Hartwall Arena
Match duration: Start: 16:00 End: 17:17 Total: 1:17

| Teams | Sets | 1 | 2 | 3 | 4 | 5 | Total |
|--------------|------|------|------|------|---|---|-------|
| AUS | 3 | 25 | 25 | 25 | | | 75 |
| CHN | 0 | 22 | 13 | 21 | | | 56 |
| Set duration | | 0:23 | 0:22 | 0:26 | | | 1:11 |




CHN • China



Set

Avg. by set

| Rk | No | Name | Running Sets | Faults | Still Sets | Total Attempts | Note |
|-------------------|----|----------------|--------------|--------|------------|----------------|------|
| 1 | 6 | Li Runming | 7 | - | 48 | 55 | 2.33 |
| 2 | 9 | Zhan Guojun | 2 | - | 17 | 19 | 0.67 |
| - | 1 | Li Rui | - | - | - | - | |
| - | 2 | Jiang Chuan | - | - | - | - | |
| - | 3 | Mao Tianyi | - | - | - | - | |
| - | 5 | Zhang Binglong | - | - | 1 | 1 | |
| - | 7 | Zhong Weijun | - | - | - | - | |
| - | 8 | Han Tianyi | - | - | - | - | |
| - | 10 | Ji Daoshuai | - | - | 1 | 1 | |
| - | 15 | Tang Chuanhang | - | - | - | - | |
| - | 16 | Tong Jiahua | - | - | 3 | 3 | |
| - | 17 | Liu Libin | - | - | 2 | 2 | |
| - | 20 | Rao Shuhan | - | - | - | - | |
| - | 13 | Chen Longhai | - | 1 | - | 1 | |
| Others | | | - | - | - | - | |
| Total Team | | | 9 | 1 | 72 | 82 | 3.00 |



Reception

Eff. %
Limit: 25.00%

| Rk | No | Name | Excellents | Faults | Serve Receptions | Total Attempts | Note |
|-------------------|----|----------------|------------|--------|------------------|----------------|-------|
| 1 | 5 | Zhang Binglong | 9 | 3 | 3 | 15 | 40.00 |
| 2 | 16 | Tong Jiahua | 7 | 2 | 11 | 20 | 25.00 |
| - | 10 | Ji Daoshuai | 3 | 1 | 9 | 13 | |
| - | 17 | Liu Libin | 4 | - | 2 | 6 | |
| - | 13 | Chen Longhai | - | - | 1 | 1 | |
| - | 1 | Li Rui | - | - | - | - | |
| - | 2 | Jiang Chuan | - | - | - | - | |
| - | 3 | Mao Tianyi | - | - | - | - | |
| - | 6 | Li Runming | - | - | - | - | |
| - | 8 | Han Tianyi | - | - | - | - | |
| - | 9 | Zhan Guojun | - | - | - | - | |
| - | 15 | Tang Chuanhang | - | - | - | - | |
| - | 20 | Rao Shuhan | - | - | - | - | |
| - | 7 | Zhong Weijun | 1 | 2 | 1 | 4 | |
| Others | | | - | - | - | - | |
| Total Team | | | 24 | 8 | 27 | 59 | 27.12 |