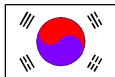


Match: 34 **Date:** 25.06.2016 **Spectators:** 2'436
City: Saskatoon
Hall: SaskTel Centre
Match duration: **Start:** 16:10 **End:** 17:48 **Total:** 1:38

Teams	Sets	1	2	3	4	5	Total
KOR	0	23	26	23			72
POR	3	25	28	25			78
Set duration		0:28	0:34	0:23			1:25



KOR • Korea

Spike

Succ. %
Limit: 15.00%

Rk	No	Name	Spikes	Faults	Shots	Total Attempts	Note
1	16	Choi Hong-Suk	10	2	3	15	66.67
2	17	Seo Jae-Duck	11	4	4	19	57.89
3	18	Jung Jiseok	4	4	3	11	36.36
-	6	Kim Hak-Min	3	2	5	10	
-	4	Park Jin-Woo	5	-	1	6	
-	11	Choi Min-Ho	3	2	-	5	
-	10	Bu Yong-Chan	-	-	1	1	
-	2	Han Sun-Soo	-	-	-	-	
-	7	Jin Seong-Tae	-	-	-	-	
-	9	Kwak Myoungwoo	-	-	-	-	
-	13	Jeong Seong-Hyeon	-	-	-	-	
-	14	Song Hui-Chae	-	-	-	-	
-	15	Moon Sung-Min	-	-	-	-	
Others			-	-	-	-	
Total Team			36	14	17	67	53.73

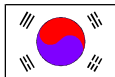
Block

Avg. by set

Rk	No	Name	Kill Blocks	Faults	Rebounds	Total Attempts	Note
1	18	Jung Jiseok	1	-	1	2	0.33
1	17	Seo Jae-Duck	1	1	1	3	0.33
1	4	Park Jin-Woo	1	3	2	6	0.33
1	16	Choi Hong-Suk	1	3	2	6	0.33
-	7	Jin Seong-Tae	-	-	1	1	
-	9	Kwak Myoungwoo	-	-	-	-	
-	10	Bu Yong-Chan	-	-	-	-	
-	13	Jeong Seong-Hyeon	-	-	-	-	
-	15	Moon Sung-Min	-	-	-	-	
-	6	Kim Hak-Min	-	1	1	2	
-	11	Choi Min-Ho	-	5	4	9	
-	2	Han Sun-Soo	-	3	2	5	
-	14	Song Hui-Chae	-	1	-	1	
Others			-	-	-	-	
Total Team			4	17	14	35	1.33

Match: 34 **Date:** 25.06.2016 **Spectators:** 2'436
City: Saskatoon
Hall: SaskTel Centre
Match duration: **Start:** 16:10 **End:** 17:48 **Total:** 1:38

Teams	Sets	1	2	3	4	5	Total
KOR	0	23	26	23			72
POR	3	25	28	25			78
Set duration		0:28	0:34	0:23			1:25



KOR • Korea

Rk	No	Name	Aces	Faults	Serve Hits	Total Attempts	Note
1	18	Jung Jiseok	1	3	9	13	0.33
-	2	Han Sun-Soo	-	-	10	10	
-	9	Kwak Myoungwoo	-	-	-	-	
-	10	Bu Yong-Chan	-	-	-	-	
-	13	Jeong Seong-Hyeon	-	-	-	-	
-	14	Song Hui-Chae	-	-	5	5	
-	15	Moon Sung-Min	-	-	-	-	
-	11	Choi Min-Ho	-	1	14	15	
-	6	Kim Hak-Min	-	1	4	5	
-	4	Park Jin-Woo	-	2	6	8	
-	16	Choi Hong-Suk	-	1	3	4	
-	17	Seo Jae-Duck	-	4	7	11	
-	7	Jin Seong-Tae	-	1	1	2	
Others			-	-	-	-	
Total Team			1	13	59	73	0.33

Serve

Avg. by set

Team	Opponent errors & Team faults	Aces	Faults	Total Attempts
		31	-	31

Rk	No	Name	Digs	Faults	Receptions	Total Attempts	Note
1	10	Bu Yong-Chan	6	-	4	10	2.00
2	18	Jung Jiseok	4	1	3	8	1.33
3	2	Han Sun-Soo	2	3	2	7	0.67
4	4	Park Jin-Woo	1	-	-	1	0.33
4	6	Kim Hak-Min	1	1	2	4	0.33
4	17	Seo Jae-Duck	1	1	2	4	0.33
-	7	Jin Seong-Tae	-	-	-	-	
-	9	Kwak Myoungwoo	-	-	-	-	
-	13	Jeong Seong-Hyeon	-	-	-	-	
-	14	Song Hui-Chae	-	-	1	1	
-	15	Moon Sung-Min	-	-	-	-	
-	16	Choi Hong-Suk	-	1	5	6	
-	11	Choi Min-Ho	-	2	-	2	
Others			-	20	-	20	
Total Team			15	29	19	63	5.00

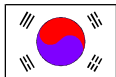
Dig

Avg. by set



Match: 34 **Date:** 25.06.2016 **Spectators:** 2'436
City: Saskatoon
Hall: SaskTel Centre
Match duration: Start: 16:10 End: 17:48 Total: 1:38

Teams	Sets	1	2	3	4	5	Total
KOR	0	23	26	23			72
POR	3	25	28	25			78
Set duration		0:28	0:34	0:23			1:25



KOR • Korea

Set

Avg. by set

Rk	No	Name	Running Sets	Faults	Still Sets	Total Attempts	Note
1	2	Han Sun-Soo	51	1	15	67	17.00
2	11	Choi Min-Ho	1	-	-	1	0.33
-	4	Park Jin-Woo	-	-	-	-	
-	6	Kim Hak-Min	-	-	1	1	
-	7	Jin Seong-Tae	-	-	-	-	
-	9	Kwak Myoungwoo	-	-	-	-	
-	10	Bu Yong-Chan	-	-	2	2	
-	13	Jeong Seong-Hyeon	-	-	-	-	
-	14	Song Hui-Chae	-	-	-	-	
-	15	Moon Sung-Min	-	-	-	-	
-	16	Choi Hong-Suk	-	-	-	-	
-	17	Seo Jae-Duck	-	-	-	-	
-	18	Jung Jiseok	-	-	-	-	
Others			-	-	-	-	
Total Team			52	1	18	71	17.33

Reception

Eff. %
Limit: 25.00%

Rk	No	Name	Excellents	Faults	Serve Receptions	Total Attempts	Note
1	18	Jung Jiseok	19	-	6	25	76.00
2	10	Bu Yong-Chan	17	2	1	20	75.00
-	14	Song Hui-Chae	3	1	2	6	
-	6	Kim Hak-Min	-	-	2	2	
-	16	Choi Hong-Suk	1	-	1	2	
-	2	Han Sun-Soo	-	-	-	-	
-	4	Park Jin-Woo	-	-	-	-	
-	7	Jin Seong-Tae	-	-	-	-	
-	9	Kwak Myoungwoo	-	-	-	-	
-	11	Choi Min-Ho	-	-	-	-	
-	13	Jeong Seong-Hyeon	-	-	-	-	
-	15	Moon Sung-Min	-	-	-	-	
-	17	Seo Jae-Duck	-	-	-	-	
Others			-	1	-	1	
Total Team			40	4	12	56	64.29

Match: 34 **Date:** 25.06.2016 **Spectators:** 2'436
City: Saskatoon
Hall: SaskTel Centre
Match duration: **Start:** 16:10 **End:** 17:48 **Total:** 1:38

Teams	Sets	1	2	3	4	5	Total
KOR	0	23	26	23			72
POR	3	25	28	25			78
Set duration		0:28	0:34	0:23			1:25



POR • Portugal

Spike

Succ. %
Limit: 15.00%

Rk	No	Name	Spikes	Faults	Shots	Total Attempts	Note
1	6	Ferreira Alexandre	15	1	3	19	78.95
2	5	Ferreira Marco	15	5	6	26	57.69
3	11	Oliveira Joao	4	3	7	14	28.57
-	14	Silva Fabricio	5	-	4	9	
-	4	Cveticanin Filip	4	1	1	6	
-	16	Gaspar Hugo	1	-	1	2	
-	8	Da Silva Violas Tiago	-	-	1	1	
-	17	Fidalgo Joao	-	-	1	1	
-	1	Keller Gil Marcel	-	-	-	-	
-	7	Casas Ivo	-	-	-	-	
-	15	Tavares Rodrigues Miguel	-	-	-	-	
-	18	Reis Lopes Andre	-	-	-	-	
Others			-	-	-	-	
Total Team			44	10	24	78	56.41

Block

Avg. by set

Rk	No	Name	Kill Blocks	Faults	Rebounds	Total Attempts	Note
1	4	Cveticanin Filip	5	-	1	6	1.67
2	11	Oliveira Joao	2	1	3	6	0.67
3	8	Da Silva Violas Tiago	1	1	-	2	0.33
3	14	Silva Fabricio	1	4	2	7	0.33
-	1	Keller Gil Marcel	-	-	-	-	
-	7	Casas Ivo	-	-	-	-	
-	15	Tavares Rodrigues Miguel	-	-	-	-	
-	17	Fidalgo Joao	-	-	-	-	
-	18	Reis Lopes Andre	-	-	-	-	
-	6	Ferreira Alexandre	-	7	1	8	
-	5	Ferreira Marco	-	1	-	1	
-	16	Gaspar Hugo	-	2	-	2	
Others			-	-	-	-	
Total Team			9	16	7	32	3.00

Match: 34 **Date:** 25.06.2016 **Spectators:** 2'436
City: Saskatoon
Hall: SaskTel Centre
Match duration: **Start:** 16:10 **End:** 17:48 **Total:** 1:38

Teams	Sets	1	2	3	4	5	Total
KOR	0	23	26	23			72
POR	3	25	28	25			78
Set duration		0:28	0:34	0:23			1:25



POR • Portugal

Rk	No	Name	Aces	Faults	Serve Hits	Total Attempts	Note
1	5	Ferreira Marco	2	4	4	10	0.67
2	8	Da Silva Violas Tiago	1	2	10	13	0.33
2	6	Ferreira Alexandre	1	7	7	15	0.33
-	1	Keller Gil Marcel	-	-	-	-	
-	7	Casas Ivo	-	-	-	-	
-	15	Tavares Rodrigues Miguel	-	-	6	6	
-	16	Gaspar Hugo	-	-	-	-	
-	17	Fidalgo Joao	-	-	-	-	
-	18	Reis Lopes Andre	-	-	-	-	
-	4	Cveticanin Filip	-	2	10	12	
-	11	Oliveira Joao	-	3	8	11	
-	14	Silva Fabricio	-	3	7	10	
Others			-	-	-	-	
Total Team			4	21	52	77	1.33

Serve

Avg. by set

Team	Opponent errors & Team faults	Aces	Faults	Total Attempts	Note
	Opponent errors & Team faults	21	-	21	

Rk	No	Name	Digs	Faults	Receptions	Total Attempts	Note
1	6	Ferreira Alexandre	4	-	6	10	1.33
1	14	Silva Fabricio	4	1	1	6	1.33
1	5	Ferreira Marco	4	2	2	8	1.33
1	17	Fidalgo Joao	4	3	3	10	1.33
5	11	Oliveira Joao	3	1	1	5	1.00
6	8	Da Silva Violas Tiago	2	1	2	5	0.67
7	4	Cveticanin Filip	1	-	3	4	0.33
7	7	Casas Ivo	1	-	2	3	0.33
-	1	Keller Gil Marcel	-	-	-	-	
-	15	Tavares Rodrigues Miguel	-	-	-	-	
-	16	Gaspar Hugo	-	-	-	-	
-	18	Reis Lopes Andre	-	-	-	-	
Others			-	16	-	16	
Total Team			23	24	20	67	7.67

Dig

Avg. by set



Match: 34 **Date:** 25.06.2016 **Spectators:** 2'436
City: Saskatoon
Hall: SaskTel Centre
Match duration: **Start:** 16:10 **End:** 17:48 **Total:** 1:38

Teams	Sets	1	2	3	4	5	Total
KOR	0	23	26	23			72
POR	3	25	28	25			78
Set duration		0:28	0:34	0:23			1:25



POR • Portugal

Set

Avg. by set

Rk	No	Name	Running Sets	Faults	Still Sets	Total Attempts	Note
1	8	Da Silva Violas Tiago	43	-	11	54	14.33
2	15	Tavares Rodrigues Miguel	8	-	2	10	2.67
3	5	Ferreira Marco	2	-	-	2	0.67
3	6	Ferreira Alexandre	2	-	1	3	0.67
3	17	Fidalgo Joao	2	-	1	3	0.67
6	4	Cveticanin Filip	1	-	-	1	0.33
6	7	Casas Ivo	1	-	-	1	0.33
6	14	Silva Fabricio	1	-	-	1	0.33
-	1	Keller Gil Marcel	-	-	-	-	
-	11	Oliveira Joao	-	-	-	-	
-	16	Gaspar Hugo	-	-	-	-	
-	18	Reis Lopes Andre	-	-	-	-	
Others			-	-	-	-	
Total Team			60	-	15	75	20.00

Reception

Eff. %
Limit: 25.00%

Rk	No	Name	Excellents	Faults	Serve Receptions	Total Attempts	Note
1	6	Ferreira Alexandre	25	-	10	35	71.43
-	17	Fidalgo Joao	9	-	-	9	
-	7	Casas Ivo	4	-	2	6	
-	11	Oliveira Joao	2	-	2	4	
-	4	Cveticanin Filip	1	-	1	2	
-	8	Da Silva Violas Tiago	1	-	-	1	
-	14	Silva Fabricio	1	-	-	1	
-	15	Tavares Rodrigues Miguel	1	-	-	1	
-	1	Keller Gil Marcel	-	-	-	-	
-	5	Ferreira Marco	-	-	-	-	
-	16	Gaspar Hugo	-	-	-	-	
-	18	Reis Lopes Andre	-	-	-	-	
Others			-	1	-	1	
Total Team			44	1	15	60	71.67