

Match: 32 **Date:** 24.06.2016 **Spectators:** 1'435
City: Saskatoon
Hall: SaskTel Centre
Match duration: **Start:** 20:10 **End:** 21:35 **Total:** 1:25

| Teams | Sets | 1 | 2 | 3 | 4 | 5 | Total |
|---------------------|----------|------|------|------|---|---|-------|
| CAN | 3 | 25 | 25 | 25 | | | 75 |
| KOR | 0 | 20 | 21 | 20 | | | 61 |
| Set duration | | 0:27 | 0:26 | 0:26 | | | 1:19 |



CAN • Canada

Spike

Succ. %
Limit: 15.00%

| Rk | No | Name | Spikes | Faults | Shots | Total Attempts | Note |
|-------------------|----|----------------------------------|--------|--------|-------|----------------|-------|
| 1 | 22 | Marshall Steven | 7 | 1 | 4 | 12 | 58.33 |
| 2 | 2 | Perrin John Gordon | 8 | 2 | 7 | 17 | 47.06 |
| 3 | 4 | Hoag Nicholas | 8 | 3 | 8 | 19 | 42.11 |
| - | 6 | Duff Justin | 7 | - | 1 | 8 | |
| - | 8 | Simac Adam | 7 | - | 1 | 8 | |
| - | 1 | Sanders Tyler | - | 1 | 2 | 3 | |
| - | 3 | Lewis Daniel | - | - | - | - | |
| - | 5 | Verhoeff Rudy | - | - | - | - | |
| - | 10 | Van Lankvelt Toontje | - | - | - | - | |
| - | 11 | Jansen Vandoorn Daniel Cornelius | - | - | - | - | |
| - | 12 | Schmitt Gavin | - | - | - | - | |
| - | 15 | Winters Frederic | - | - | - | - | |
| - | 19 | Bann Blair Cameron | - | - | - | - | |
| - | 21 | Blankenau Jay | - | - | - | - | |
| Others | | | - | - | - | - | |
| Total Team | | | 37 | 7 | 23 | 67 | 55.22 |

Block

Avg. by set

| Rk | No | Name | Kill Blocks | Faults | Rebounds | Total Attempts | Note |
|-------------------|----|----------------------------------|-------------|--------|----------|----------------|------|
| 1 | 22 | Marshall Steven | 3 | 1 | 4 | 8 | 1.00 |
| 1 | 1 | Sanders Tyler | 3 | 1 | 1 | 5 | 1.00 |
| 1 | 2 | Perrin John Gordon | 3 | 3 | 3 | 9 | 1.00 |
| 4 | 4 | Hoag Nicholas | 2 | 1 | 4 | 7 | 0.67 |
| 4 | 8 | Simac Adam | 2 | 3 | 4 | 9 | 0.67 |
| 4 | 6 | Duff Justin | 2 | 8 | 4 | 14 | 0.67 |
| - | 3 | Lewis Daniel | - | - | - | - | |
| - | 5 | Verhoeff Rudy | - | - | - | - | |
| - | 10 | Van Lankvelt Toontje | - | - | - | - | |
| - | 11 | Jansen Vandoorn Daniel Cornelius | - | - | - | - | |
| - | 12 | Schmitt Gavin | - | - | - | - | |
| - | 15 | Winters Frederic | - | - | - | - | |
| - | 19 | Bann Blair Cameron | - | - | - | - | |
| - | 21 | Blankenau Jay | - | - | - | - | |
| Others | | | - | - | - | - | |
| Total Team | | | 15 | 17 | 20 | 52 | 5.00 |

Match: 32 **Date:** 24.06.2016 **Spectators:** 1'435
City: Saskatoon
Hall: SaskTel Centre
Match duration: Start: 20:10 End: 21:35 Total: 1:25

| Teams | Sets | 1 | 2 | 3 | 4 | 5 | Total |
|---------------------|----------|------|------|------|---|---|-------|
| CAN | 3 | 25 | 25 | 25 | | | 75 |
| KOR | 0 | 20 | 21 | 20 | | | 61 |
| Set duration | | 0:27 | 0:26 | 0:26 | | | 1:19 |



CAN • Canada

| Rk | No | Name | Aces | Faults | Serve Hits | Total Attempts | Note |
|-------------------|----|----------------------------------|------|--------|------------|----------------|------|
| 1 | 6 | Duff Justin | 1 | - | 9 | 10 | 0.33 |
| 1 | 4 | Hoag Nicholas | 1 | 3 | 12 | 16 | 0.33 |
| - | 3 | Lewis Daniel | - | - | - | - | |
| - | 10 | Van Lankvelt Toontje | - | - | - | - | |
| - | 11 | Jansen Vandoorn Daniel Cornelius | - | - | - | - | |
| - | 12 | Schmitt Gavin | - | - | - | - | |
| - | 15 | Winters Frederic | - | - | - | - | |
| - | 19 | Bann Blair Cameron | - | - | - | - | |
| - | 21 | Blankenau Jay | - | - | - | - | |
| - | 8 | Simac Adam | - | 1 | 6 | 7 | |
| - | 1 | Sanders Tyler | - | 2 | 11 | 13 | |
| - | 5 | Verhoeff Rudy | - | 1 | 5 | 6 | |
| - | 2 | Perrin John Gordon | - | 2 | 7 | 9 | |
| - | 22 | Marshall Steven | - | 5 | 8 | 13 | |
| Others | | | - | - | - | - | |
| Total Team | | | 2 | 14 | 58 | 74 | 0.67 |

Serve

Avg. by set

| Team | Opponent errors & Team faults | Aces | Faults | Total Attempts | Note |
|------|-------------------------------|------|--------|----------------|------|
| | Opponent errors & Team faults | 21 | - | 21 | |

| Rk | No | Name | Digs | Faults | Receptions | Total Attempts | Note |
|-------------------|----|----------------------------------|------|--------|------------|----------------|------|
| 1 | 19 | Bann Blair Cameron | 6 | 3 | - | 9 | 2.00 |
| 2 | 22 | Marshall Steven | 4 | 1 | - | 5 | 1.33 |
| 3 | 2 | Perrin John Gordon | 3 | 4 | - | 7 | 1.00 |
| 4 | 6 | Duff Justin | 2 | - | - | 2 | 0.67 |
| 4 | 1 | Sanders Tyler | 2 | 2 | - | 4 | 0.67 |
| 6 | 4 | Hoag Nicholas | 1 | - | - | 1 | 0.33 |
| 6 | 8 | Simac Adam | 1 | 1 | - | 2 | 0.33 |
| - | 3 | Lewis Daniel | - | - | - | - | |
| - | 5 | Verhoeff Rudy | - | - | 1 | 1 | |
| - | 10 | Van Lankvelt Toontje | - | - | - | - | |
| - | 11 | Jansen Vandoorn Daniel Cornelius | - | - | - | - | |
| - | 12 | Schmitt Gavin | - | - | - | - | |
| - | 15 | Winters Frederic | - | - | - | - | |
| - | 21 | Blankenau Jay | - | - | - | - | |
| Others | | | - | 11 | - | 11 | |
| Total Team | | | 19 | 22 | 1 | 42 | 6.33 |

Dig

Avg. by set



Match: 32 **Date:** 24.06.2016 **Spectators:** 1'435
City: Saskatoon
Hall: SaskTel Centre
Match duration: **Start:** 20:10 **End:** 21:35 **Total:** 1:25

| Teams | Sets | 1 | 2 | 3 | 4 | 5 | Total |
|---------------------|----------|------|------|------|---|---|-------|
| CAN | 3 | 25 | 25 | 25 | | | 75 |
| KOR | 0 | 20 | 21 | 20 | | | 61 |
| Set duration | | 0:27 | 0:26 | 0:26 | | | 1:19 |



CAN • Canada

Set

Avg. by set

| Rk | No | Name | Running Sets | Faults | Still Sets | Total Attempts | Note |
|-------------------|----|----------------------------------|--------------|--------|------------|----------------|-------|
| 1 | 1 | Sanders Tyler | 50 | - | 8 | 58 | 16.67 |
| 2 | 2 | Perrin John Gordon | 1 | - | - | 1 | 0.33 |
| 2 | 19 | Bann Blair Cameron | 1 | - | 2 | 3 | 0.33 |
| - | 3 | Lewis Daniel | - | - | - | - | |
| - | 4 | Hoag Nicholas | - | - | - | - | |
| - | 5 | Verhoeff Rudy | - | - | - | - | |
| - | 6 | Duff Justin | - | - | - | - | |
| - | 8 | Simac Adam | - | - | - | - | |
| - | 10 | Van Lankvelt Toontje | - | - | - | - | |
| - | 11 | Jansen Vandoorn Daniel Cornelius | - | - | - | - | |
| - | 12 | Schmitt Gavin | - | - | - | - | |
| - | 15 | Winters Frederic | - | - | - | - | |
| - | 21 | Blankenau Jay | - | - | - | - | |
| - | 22 | Marshall Steven | - | - | - | - | |
| Others | | | - | - | - | - | |
| Total Team | | | 52 | - | 10 | 62 | 17.33 |

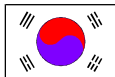
Reception

Eff. %
Limit: 25.00%

| Rk | No | Name | Excellents | Faults | Serve Receptions | Total Attempts | Note |
|-------------------|----|----------------------------------|------------|--------|------------------|----------------|-------|
| 1 | 22 | Marshall Steven | 18 | - | 1 | 19 | 94.74 |
| 2 | 19 | Bann Blair Cameron | 16 | - | 2 | 18 | 88.89 |
| - | 2 | Perrin John Gordon | 10 | - | - | 10 | |
| - | 6 | Duff Justin | 1 | - | - | 1 | |
| - | 8 | Simac Adam | - | - | 1 | 1 | |
| - | 1 | Sanders Tyler | - | - | - | - | |
| - | 3 | Lewis Daniel | - | - | - | - | |
| - | 4 | Hoag Nicholas | - | - | - | - | |
| - | 5 | Verhoeff Rudy | - | - | - | - | |
| - | 10 | Van Lankvelt Toontje | - | - | - | - | |
| - | 11 | Jansen Vandoorn Daniel Cornelius | - | - | - | - | |
| - | 12 | Schmitt Gavin | - | - | - | - | |
| - | 15 | Winters Frederic | - | - | - | - | |
| - | 21 | Blankenau Jay | - | - | - | - | |
| Others | | | - | 1 | - | 1 | |
| Total Team | | | 45 | 1 | 4 | 50 | 88.00 |

Match: 32 **Date:** 24.06.2016 **Spectators:** 1'435
City: Saskatoon
Hall: SaskTel Centre
Match duration: **Start:** 20:10 **End:** 21:35 **Total:** 1:25

| Teams | Sets | 1 | 2 | 3 | 4 | 5 | Total |
|---------------------|----------|------|------|------|---|---|-----------|
| CAN | 3 | 25 | 25 | 25 | | | 75 |
| KOR | 0 | 20 | 21 | 20 | | | 61 |
| Set duration | | 0:27 | 0:26 | 0:26 | | | 1:19 |



KOR • Korea

Spike

Succ. %
Limit: 15.00%

| Rk | No | Name | Spikes | Faults | Shots | Total Attempts | Note |
|-------------------|----|-------------------|-----------|-----------|-----------|----------------|--------------|
| 1 | 18 | Jung Jiseok | 10 | 7 | 3 | 20 | 50.00 |
| 2 | 17 | Seo Jae-Duck | 9 | 4 | 11 | 24 | 37.50 |
| 3 | 14 | Song Hui-Chae | 4 | 7 | 5 | 16 | 25.00 |
| - | 11 | Choi Min-Ho | 5 | - | 5 | 10 | |
| - | 4 | Park Jin-Woo | 5 | - | 2 | 7 | |
| - | 2 | Han Sun-Soo | - | - | 2 | 2 | |
| - | 16 | Choi Hong-Suk | 2 | - | - | 2 | |
| - | 6 | Kim Hak-Min | - | - | - | - | |
| - | 7 | Jin Seong-Tae | - | - | - | - | |
| - | 9 | Kwak Myoungwoo | - | - | - | - | |
| - | 10 | Bu Yong-Chan | - | - | - | - | |
| - | 13 | Jeong Seong-Hyeon | - | - | - | - | |
| - | 15 | Moon Sung-Min | - | - | - | - | |
| Others | | | - | - | - | - | |
| Total Team | | | 35 | 18 | 28 | 81 | 43.21 |

Block

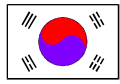
Avg. by set

| Rk | No | Name | Kill Blocks | Faults | Rebounds | Total Attempts | Note |
|-------------------|----|-------------------|-------------|----------|-----------|----------------|-------------|
| 1 | 14 | Song Hui-Chae | 2 | - | 3 | 5 | 0.67 |
| - | 6 | Kim Hak-Min | - | - | - | - | |
| - | 7 | Jin Seong-Tae | - | - | - | - | |
| - | 9 | Kwak Myoungwoo | - | - | - | - | |
| - | 10 | Bu Yong-Chan | - | - | - | - | |
| - | 13 | Jeong Seong-Hyeon | - | - | - | - | |
| - | 15 | Moon Sung-Min | - | - | - | - | |
| - | 16 | Choi Hong-Suk | - | - | - | - | |
| - | 18 | Jung Jiseok | - | - | 4 | 4 | |
| - | 11 | Choi Min-Ho | - | 2 | 8 | 10 | |
| - | 2 | Han Sun-Soo | - | 2 | 2 | 4 | |
| - | 17 | Seo Jae-Duck | - | 1 | 1 | 2 | |
| - | 4 | Park Jin-Woo | - | 2 | 1 | 3 | |
| Others | | | - | - | - | - | |
| Total Team | | | 2 | 7 | 19 | 28 | 0.67 |


FIVB Men's Volleyball World League 2016
Pool F2 - Preliminary Round

Match: 32 **Date:** 24.06.2016 **Spectators:** 1'435
City: Saskatoon
Hall: SaskTel Centre
Match duration: **Start:** 20:10 **End:** 21:35 **Total:** 1:25

| Teams | Sets | 1 | 2 | 3 | 4 | 5 | Total |
|---------------------|----------|------|------|------|---|---|-----------|
| CAN | 3 | 25 | 25 | 25 | | | 75 |
| KOR | 0 | 20 | 21 | 20 | | | 61 |
| Set duration | | 0:27 | 0:26 | 0:26 | | | 1:19 |



KOR • Korea




Serve

Avg. by set

| Rk | No | Name | Aces | Faults | Serve Hits | Total Attempts | Note |
|-------------------|----|-------------------|------|--------|------------|----------------|------|
| 1 | 14 | Song Hui-Chae | 1 | 3 | 6 | 10 | 0.33 |
| - | 6 | Kim Hak-Min | - | - | - | - | |
| - | 7 | Jin Seong-Tae | - | - | - | - | |
| - | 9 | Kwak Myoungwoo | - | - | 2 | 2 | |
| - | 10 | Bu Yong-Chan | - | - | - | - | |
| - | 13 | Jeong Seong-Hyeon | - | - | - | - | |
| - | 15 | Moon Sung-Min | - | - | - | - | |
| - | 16 | Choi Hong-Suk | - | - | - | - | |
| - | 4 | Park Jin-Woo | - | 1 | 10 | 11 | |
| - | 2 | Han Sun-Soo | - | 1 | 5 | 6 | |
| - | 11 | Choi Min-Ho | - | 2 | 9 | 11 | |
| - | 18 | Jung Jiseok | - | 2 | 7 | 9 | |
| - | 17 | Seo Jae-Duck | - | 3 | 10 | 13 | |
| Others | | | - | - | - | - | |
| Total Team | | | 1 | 12 | 49 | 62 | 0.33 |

Team

| | | | |
|-------------------------------|----|---|----|
| Opponent errors & Team faults | 23 | - | 23 |
|-------------------------------|----|---|----|



Dig

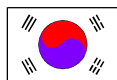
Avg. by set

| Rk | No | Name | Digs | Faults | Receptions | Total Attempts | Note |
|-------------------|----|-------------------|------|--------|------------|----------------|------|
| 1 | 2 | Han Sun-Soo | 7 | 3 | - | 10 | 2.33 |
| 2 | 18 | Jung Jiseok | 6 | 2 | 1 | 9 | 2.00 |
| 3 | 14 | Song Hui-Chae | 4 | 3 | 2 | 9 | 1.33 |
| 4 | 17 | Seo Jae-Duck | 3 | 2 | - | 5 | 1.00 |
| 4 | 10 | Bu Yong-Chan | 3 | 5 | - | 8 | 1.00 |
| - | 6 | Kim Hak-Min | - | - | - | - | |
| - | 7 | Jin Seong-Tae | - | - | - | - | |
| - | 9 | Kwak Myoungwoo | - | - | - | - | |
| - | 13 | Jeong Seong-Hyeon | - | - | - | - | |
| - | 15 | Moon Sung-Min | - | - | - | - | |
| - | 16 | Choi Hong-Suk | - | - | - | - | |
| - | 11 | Choi Min-Ho | - | 2 | 1 | 3 | |
| - | 4 | Park Jin-Woo | - | 3 | 1 | 4 | |
| Others | | | - | 16 | - | 16 | |
| Total Team | | | 23 | 36 | 5 | 64 | 7.67 |



Match: 32 **Date:** 24.06.2016 **Spectators:** 1'435
City: Saskatoon
Hall: SaskTel Centre
Match duration: **Start:** 20:10 **End:** 21:35 **Total:** 1:25

| Teams | Sets | 1 | 2 | 3 | 4 | 5 | Total |
|---------------------|----------|------|------|------|---|---|-----------|
| CAN | 3 | 25 | 25 | 25 | | | 75 |
| KOR | 0 | 20 | 21 | 20 | | | 61 |
| Set duration | | 0:27 | 0:26 | 0:26 | | | 1:19 |



KOR • Korea

Set

Avg. by set

| Rk | No | Name | Running Sets | Faults | Still Sets | Total Attempts | Note |
|-------------------|----|-------------------|--------------|--------|------------|----------------|-------|
| 1 | 2 | Han Sun-Soo | 48 | - | 17 | 65 | 16.00 |
| 2 | 9 | Kwak Myoungwoo | 5 | - | 1 | 6 | 1.67 |
| 3 | 14 | Song Hui-Chae | 3 | - | 1 | 4 | 1.00 |
| 4 | 11 | Choi Min-Ho | 2 | - | - | 2 | 0.67 |
| 5 | 4 | Park Jin-Woo | 1 | - | - | 1 | 0.33 |
| 5 | 10 | Bu Yong-Chan | 1 | - | 1 | 2 | 0.33 |
| 5 | 17 | Seo Jae-Duck | 1 | - | - | 1 | 0.33 |
| 5 | 18 | Jung Jiseok | 1 | - | - | 1 | 0.33 |
| - | 6 | Kim Hak-Min | - | - | - | - | |
| - | 7 | Jin Seong-Tae | - | - | - | - | |
| - | 13 | Jeong Seong-Hyeon | - | - | - | - | |
| - | 15 | Moon Sung-Min | - | - | - | - | |
| - | 16 | Choi Hong-Suk | - | - | - | - | |
| Others | | | - | - | - | - | |
| Total Team | | | 62 | - | 20 | 82 | 20.67 |

Reception

Eff. %
Limit: 25.00%

| Rk | No | Name | Excellents | Faults | Serve Receptions | Total Attempts | Note |
|-------------------|----|-------------------|------------|--------|------------------|----------------|-------|
| 1 | 14 | Song Hui-Chae | 13 | - | 3 | 16 | 81.25 |
| 1 | 18 | Jung Jiseok | 27 | 1 | 4 | 32 | 81.25 |
| - | 10 | Bu Yong-Chan | 9 | - | 2 | 11 | |
| - | 2 | Han Sun-Soo | - | - | - | - | |
| - | 4 | Park Jin-Woo | - | - | - | - | |
| - | 6 | Kim Hak-Min | - | - | - | - | |
| - | 7 | Jin Seong-Tae | - | - | - | - | |
| - | 9 | Kwak Myoungwoo | - | - | - | - | |
| - | 11 | Choi Min-Ho | - | - | - | - | |
| - | 13 | Jeong Seong-Hyeon | - | - | - | - | |
| - | 15 | Moon Sung-Min | - | - | - | - | |
| - | 16 | Choi Hong-Suk | - | - | - | - | |
| - | 17 | Seo Jae-Duck | - | - | - | - | |
| Others | | | - | 1 | - | 1 | |
| Total Team | | | 49 | 2 | 9 | 60 | 78.33 |