

Match: 8 **Date:** 16.06.2016 **Spectators:** 1'360
City: Rio de Janeiro
Hall: Carioca Arena 1
Match duration: Start: 17:15 End: 19:25 Total: 2:10

Teams	Sets	1	2	3	4	5	Total
ARG	1	24	23	25	22		94
USA	3	26	25	22	25		98
Set duration		0:31	0:29	0:30	0:31		2:01



ARG • Argentina

Spike

Succ. %
Limit: 15.00%

Rk	No	Name	Spikes	Faults	Shots	Total Attempts	Note
1	12	Lima Bruno	19	6	16	41	46.34
2	6	Poglajen Cristian	11	-	13	24	45.83
3	1	Bruno Nicolas	8	7	8	23	34.78
-	11	Solé Sebastian	9	-	7	16	
-	4	Ramos Martin	6	1	7	14	
-	15	De Cecco Luciano	-	1	1	2	
-	13	Palacios Ezequiel	1	-	-	1	
-	14	Crer Pablo	-	-	1	1	
-	9	Quiroga Rodrigo	-	1	-	1	
-	3	Martinez Franchi Jan	-	-	-	-	
-	5	Uriarte Nicolás	-	-	-	-	
-	16	González Alexis	-	-	-	-	
-	17	Imhoff Facundo	-	-	-	-	
-	18	Santucci Facundo	-	-	-	-	
Others			-	-	-	-	
Total Team			54	16	53	123	43.90

Block

Avg. by set

Rk	No	Name	Kill Blocks	Faults	Rebounds	Total Attempts	Note
1	14	Crer Pablo	1	1	3	5	0.25
1	1	Bruno Nicolas	1	1	2	4	0.25
1	6	Poglajen Cristian	1	2	3	6	0.25
1	4	Ramos Martin	1	3	3	7	0.25
1	11	Solé Sebastian	1	5	3	9	0.25
-	3	Martinez Franchi Jan	-	-	-	-	
-	5	Uriarte Nicolás	-	-	-	-	
-	9	Quiroga Rodrigo	-	-	-	-	
-	13	Palacios Ezequiel	-	-	-	-	
-	16	González Alexis	-	-	-	-	
-	17	Imhoff Facundo	-	-	-	-	
-	18	Santucci Facundo	-	-	-	-	
-	12	Lima Bruno	-	8	3	11	
-	15	De Cecco Luciano	-	4	1	5	
Others			-	-	-	-	
Total Team			5	24	18	47	1.25

Match: 8 **Date:** 16.06.2016 **Spectators:** 1'360
City: Rio de Janeiro
Hall: Carioca Arena 1
Match duration: Start: 17:15 End: 19:25 Total: 2:10

Teams	Sets	1	2	3	4	5	Total
ARG	1	24	23	25	22		94
USA	3	26	25	22	25		98
Set duration		0:31	0:29	0:30	0:31		2:01



ARG • Argentina

Rk	No	Name	Aces	Faults	Serve Hits	Total Attempts	Note
1	15	De Cecco Luciano	2	2	15	19	0.50
2	1	Bruno Nicolas	1	7	7	15	0.25
-	3	Martinez Franchi Jan	-	-	-	-	
-	13	Palacios Ezequiel	-	-	-	-	
-	14	Crer Pablo	-	-	1	1	
-	16	González Alexis	-	-	-	-	
-	17	Imhoff Facundo	-	-	-	-	
-	18	Santucci Facundo	-	-	-	-	
-	11	Solé Sebastian	-	2	17	19	
-	4	Ramos Martin	-	2	8	10	
-	12	Lima Bruno	-	4	13	17	
-	6	Poglajen Cristian	-	4	7	11	
-	5	Uriarte Nicolás	-	1	1	2	
-	9	Quiroga Rodrigo	-	1	-	1	
Others			-	-	-	-	
Total Team			3	23	69	95	0.75

Serve

Avg. by set

Team	Opponent errors & Team faults	Aces	Faults	Total Attempts
		32	-	32

Rk	No	Name	Digs	Faults	Receptions	Total Attempts	Note
1	16	González Alexis	12	7	-	19	3.00
2	15	De Cecco Luciano	10	4	1	15	2.50
3	6	Poglajen Cristian	6	6	-	12	1.50
4	1	Bruno Nicolas	5	2	1	8	1.25
4	12	Lima Bruno	5	4	-	9	1.25
6	4	Ramos Martin	3	1	-	4	0.75
6	11	Solé Sebastian	3	4	-	7	0.75
-	3	Martinez Franchi Jan	-	-	-	-	
-	9	Quiroga Rodrigo	-	-	-	-	
-	13	Palacios Ezequiel	-	-	-	-	
-	14	Crer Pablo	-	-	-	-	
-	17	Imhoff Facundo	-	-	-	-	
-	18	Santucci Facundo	-	-	-	-	
-	5	Uriarte Nicolás	-	2	-	2	
Others			-	-	-	-	
Total Team			44	30	2	76	11.00

Dig

Avg. by set



Match: 8 **Date:** 16.06.2016 **Spectators:** 1'360
City: Rio de Janeiro
Hall: Carioca Arena 1
Match duration: **Start:** 17:15 **End:** 19:25 **Total:** 2:10

Teams	Sets	1	2	3	4	5	Total
ARG	1	24	23	25	22		94
USA	3	26	25	22	25		98
Set duration		0:31	0:29	0:30	0:31		2:01



ARG • Argentina

Set

Avg. by set

Rk	No	Name	Running Sets	Faults	Still Sets	Total Attempts	Note
1	15	De Cecco Luciano	19	1	74	94	4.75
-	1	Bruno Nicolas	-	-	7	7	
-	3	Martinez Franchi Jan	-	-	-	-	
-	4	Ramos Martin	-	-	1	1	
-	5	Uriarte Nicolás	-	-	2	2	
-	6	Poglajen Cristian	-	-	-	-	
-	9	Quiroga Rodrigo	-	-	-	-	
-	11	Solé Sebastian	-	-	2	2	
-	12	Lima Bruno	-	-	-	-	
-	13	Palacios Ezequiel	-	-	-	-	
-	14	Crer Pablo	-	-	-	-	
-	16	González Alexis	-	-	11	11	
-	17	Imhoff Facundo	-	-	-	-	
-	18	Santucci Facundo	-	-	-	-	
Others			-	-	-	-	
Total Team			19	1	97	117	4.75


Reception

Eff. %
Limit: 25.00%

Rk	No	Name	Excellents	Faults	Serve Receptions	Total Attempts	Note
1	16	González Alexis	10	1	17	28	32.14
2	6	Poglajen Cristian	7	1	19	27	22.22
3	1	Bruno Nicolas	7	2	15	24	20.83
-	4	Ramos Martin	-	-	2	2	
-	3	Martinez Franchi Jan	-	-	1	1	
-	12	Lima Bruno	-	-	1	1	
-	5	Uriarte Nicolás	-	-	-	-	
-	9	Quiroga Rodrigo	-	-	-	-	
-	11	Solé Sebastian	-	-	-	-	
-	13	Palacios Ezequiel	-	-	-	-	
-	14	Crer Pablo	-	-	-	-	
-	15	De Cecco Luciano	-	-	-	-	
-	17	Imhoff Facundo	-	-	-	-	
-	18	Santucci Facundo	-	-	-	-	
Others			-	-	-	-	
Total Team			24	4	55	83	24.10

Match: 8 **Date:** 16.06.2016 **Spectators:** 1'360
City: Rio de Janeiro
Hall: Carioca Arena 1
Match duration: **Start:** 17:15 **End:** 19:25 **Total:** 2:10

Teams	Sets	1	2	3	4	5	Total
ARG	1	24	23	25	22		94
USA	3	26	25	22	25		98
Set duration		0:31	0:29	0:30	0:31		2:01



USA • USA

Spike

Succ. %
Limit: 15.00%

Rk	No	Name	Spikes	Faults	Shots	Total Attempts	Note
1	3	Sander Taylor	23	2	9	34	67.65
2	8	Priddy William Reid	13	4	9	26	50.00
3	1	Anderson Matthew	5	6	10	21	23.81
-	20	Smith David	5	1	6	12	
-	17	Holt Maxwell	6	-	4	10	
-	9	Troy Murphy	1	2	6	9	
-	11	Christenson Micah	1	-	1	2	
-	2	Russell Aaron	-	-	-	-	
-	4	Lee David	-	-	-	-	
-	7	Shoji Kawika	-	-	-	-	
-	12	Holmes Russell	-	-	-	-	
-	18	Muagututia Garrett	-	-	-	-	
-	21	Watten Dustin	-	-	-	-	
-	22	Shoji Erik	-	-	-	-	
Others			-	-	-	-	
Total Team			54	15	45	114	47.37


Block

Avg. by set

Rk	No	Name	Kill Blocks	Faults	Rebounds	Total Attempts	Note
1	1	Anderson Matthew	3	2	4	9	0.75
1	17	Holt Maxwell	3	6	2	11	0.75
3	20	Smith David	2	6	4	12	0.50
4	8	Priddy William Reid	1	6	4	11	0.25
-	2	Russell Aaron	-	-	-	-	
-	4	Lee David	-	-	-	-	
-	7	Shoji Kawika	-	-	-	-	
-	9	Troy Murphy	-	-	2	2	
-	12	Holmes Russell	-	-	-	-	
-	18	Muagututia Garrett	-	-	-	-	
-	21	Watten Dustin	-	-	-	-	
-	22	Shoji Erik	-	-	-	-	
-	11	Christenson Micah	-	4	6	10	
-	3	Sander Taylor	-	2	1	3	
Others			-	-	-	-	
Total Team			9	26	23	58	2.25

Match: 8 **Date:** 16.06.2016 **Spectators:** 1'360
City: Rio de Janeiro
Hall: Carioca Arena 1
Match duration: **Start:** 17:15 **End:** 19:25 **Total:** 2:10

Teams	Sets	1	2	3	4	5	Total
ARG	1	24	23	25	22		94
USA	3	26	25	22	25		98
Set duration		0:31	0:29	0:30	0:31		2:01



USA • USA

Rk	No	Name	Aces	Faults	Serve Hits	Total Attempts	Note
1	8	Priddy William Reid	2	2	15	19	0.50
2	17	Holt Maxwell	1	2	14	17	0.25
2	1	Anderson Matthew	1	2	10	13	0.25
-	2	Russell Aaron	-	-	-	-	
-	4	Lee David	-	-	3	3	
-	7	Shoji Kawika	-	-	-	-	
-	9	Troy Murphy	-	-	5	5	
-	12	Holmes Russell	-	-	-	-	
-	18	Muagututia Garrett	-	-	-	-	
-	21	Watten Dustin	-	-	-	-	
-	22	Shoji Erik	-	-	-	-	
-	3	Sander Taylor	-	1	15	16	
-	20	Smith David	-	3	8	11	
-	11	Christenson Micah	-	4	9	13	
Others			-	-	-	-	
Total Team			4	14	79	97	1.00



Serve

Avg. by set

Team	Opponent errors & Team faults	Aces	Faults	Total Attempts
		31	-	31

Rk	No	Name	Digs	Faults	Receptions	Total Attempts	Note
1	22	Shoji Erik	12	9	-	21	3.00
2	8	Priddy William Reid	9	4	-	13	2.25
3	1	Anderson Matthew	8	3	-	11	2.00
4	9	Troy Murphy	5	-	-	5	1.25
4	11	Christenson Micah	5	4	-	9	1.25
6	3	Sander Taylor	4	7	-	11	1.00
7	17	Holt Maxwell	3	4	-	7	0.75
8	20	Smith David	2	2	-	4	0.50
-	2	Russell Aaron	-	-	-	-	
-	7	Shoji Kawika	-	-	-	-	
-	12	Holmes Russell	-	-	-	-	
-	18	Muagututia Garrett	-	-	-	-	
-	21	Watten Dustin	-	-	-	-	
-	4	Lee David	-	1	-	1	
Others			-	-	-	-	
Total Team			48	34	-	82	12.00



Dig

Avg. by set






P-3 VOLLEYBALL • Match players ranking



FIVB Men's Volleyball World League 2016
Pool B1 - Preliminary Round

Match: 8 Date: 16.06.2016 Spectators: 1'360
City: Rio de Janeiro
Hall: Carioca Arena 1
Match duration: Start: 17:15 End: 19:25 Total: 2:10

Teams	Sets	1	2	3	4	5	Total
ARG	1	24	23	25	22		94
USA	3	26	25	22	25		98
Set duration		0:31	0:29	0:30	0:31		2:01




USA • USA



Set

Avg. by set

Rk	No	Name	Running Sets	Faults	Still Sets	Total Attempts	Note
1	11	Christenson Micah	15	-	77	92	3.75
-	1	Anderson Matthew	-	-	1	1	
-	2	Russell Aaron	-	-	-	-	
-	4	Lee David	-	-	-	-	
-	7	Shoji Kawika	-	-	-	-	
-	8	Priddy William Reid	-	-	5	5	
-	9	Troy Murphy	-	-	1	1	
-	12	Holmes Russell	-	-	-	-	
-	17	Holt Maxwell	-	-	4	4	
-	18	Muagututia Garrett	-	-	-	-	
-	21	Watten Dustin	-	-	-	-	
-	22	Shoji Erik	-	-	3	3	
-	20	Smith David	-	1	2	3	
-	3	Sander Taylor	-	1	1	2	
Others			-	-	-	-	
Total Team			15	2	94	111	3.75



Reception

Eff. %
Limit: 25.00%

Rk	No	Name	Excellents	Faults	Serve Receptions	Total Attempts	Note
1	22	Shoji Erik	9	1	10	20	40.00
2	8	Priddy William Reid	13	1	22	36	33.33
-	3	Sander Taylor	5	1	5	11	
-	11	Christenson Micah	-	-	2	2	
-	1	Anderson Matthew	1	-	-	1	
-	17	Holt Maxwell	1	-	-	1	
-	20	Smith David	-	-	1	1	
-	2	Russell Aaron	-	-	-	-	
-	4	Lee David	-	-	-	-	
-	7	Shoji Kawika	-	-	-	-	
-	9	Troy Murphy	-	-	-	-	
-	12	Holmes Russell	-	-	-	-	
-	18	Muagututia Garrett	-	-	-	-	
-	21	Watten Dustin	-	-	-	-	
Others			-	-	-	-	
Total Team			29	3	40	72	36.11

