


**Match:** 57 **Date:** 19.07.2015 **Spectators:** 4784  
**City:** Rio Janeiro  
**Hall:** Maracanãzinho  
**Match duration:** **Start:** 9:10 **End:** 10:48 **Total:** 1:38

| Teams               | Sets     | 1    | 2    | 3    | 4 | 5 | Total |
|---------------------|----------|------|------|------|---|---|-------|
| <b>USA</b>          | <b>3</b> | 25   | 25   | 25   |   |   | 75    |
| <b>POL</b>          | <b>0</b> | 22   | 23   | 23   |   |   | 68    |
| <b>Set duration</b> |          | 0:28 | 0:33 | 0:31 |   |   | 1:32  |



### USA • USA

**Spike**

Succ. %  
Limit: 15.00%

| Rk                | No | Name              | Spikes | Faults | Shots | Total Attempts | Note  |
|-------------------|----|-------------------|--------|--------|-------|----------------|-------|
| 1                 | 3  | Sander Taylor     | 10     | 5      | 4     | 19             | 52.63 |
| 2                 | 2  | Russell Aaron     | 8      | 3      | 5     | 16             | 50.00 |
| 3                 | 1  | Anderson Matthew  | 7      | 6      | 5     | 18             | 38.89 |
| -                 | 17 | Holt Maxwell      | 5      | 1      | 1     | 7              |       |
| -                 | 4  | Lee David         | 4      | -      | -     | 4              |       |
| -                 | 11 | Christenson Micah | -      | 1      | -     | 1              |       |
| -                 | 6  | Lotman Paul       | -      | -      | -     | -              |       |
| -                 | 7  | Shoji Kawika      | -      | -      | -     | -              |       |
| -                 | 9  | Troy Murphy       | -      | -      | -     | -              |       |
| -                 | 10 | Jaeschke Thomas   | -      | -      | -     | -              |       |
| -                 | 12 | Holmes Russell    | -      | -      | -     | -              |       |
| -                 | 20 | Smith David       | -      | -      | -     | -              |       |
| -                 | 21 | Watten Dustin     | -      | -      | -     | -              |       |
| -                 | 22 | Shoji Erik        | -      | -      | -     | -              |       |
| <b>Others</b>     |    |                   | -      | -      | -     | -              |       |
| <b>Total Team</b> |    |                   | 34     | 16     | 15    | 65             | 52.31 |

**Block**


Avg. by set

| Rk                | No | Name              | Kill Blocks | Faults | Rebounds | Total Attempts | Note |
|-------------------|----|-------------------|-------------|--------|----------|----------------|------|
| 1                 | 3  | Sander Taylor     | 3           | 1      | 5        | 9              | 1.00 |
| 1                 | 17 | Holt Maxwell      | 3           | 7      | 3        | 13             | 1.00 |
| 3                 | 11 | Christenson Micah | 2           | 2      | 6        | 10             | 0.67 |
| 3                 | 4  | Lee David         | 2           | 8      | 4        | 14             | 0.67 |
| -                 | 6  | Lotman Paul       | -           | -      | -        | -              |      |
| -                 | 7  | Shoji Kawika      | -           | -      | -        | -              |      |
| -                 | 9  | Troy Murphy       | -           | -      | -        | -              |      |
| -                 | 10 | Jaeschke Thomas   | -           | -      | -        | -              |      |
| -                 | 12 | Holmes Russell    | -           | -      | -        | -              |      |
| -                 | 20 | Smith David       | -           | -      | -        | -              |      |
| -                 | 21 | Watten Dustin     | -           | -      | -        | -              |      |
| -                 | 22 | Shoji Erik        | -           | -      | -        | -              |      |
| -                 | 2  | Russell Aaron     | -           | 4      | 2        | 6              |      |
| -                 | 1  | Anderson Matthew  | -           | 3      | -        | 3              |      |
| <b>Others</b>     |    |                   | -           | -      | -        | -              |      |
| <b>Total Team</b> |    |                   | 10          | 25     | 20       | 55             | 3.33 |



**Match:** 57 **Date:** 19.07.2015 **Spectators:** 4784  
**City:** Rio Janeiro  
**Hall:** Maracanãzinho  
**Match duration:** **Start:** 9:10 **End:** 10:48 **Total:** 1:38

| Teams               | Sets     | 1    | 2    | 3    | 4 | 5 | Total |
|---------------------|----------|------|------|------|---|---|-------|
| <b>USA</b>          | <b>3</b> | 25   | 25   | 25   |   |   | 75    |
| <b>POL</b>          | <b>0</b> | 22   | 23   | 23   |   |   | 68    |
| <b>Set duration</b> |          | 0:28 | 0:33 | 0:31 |   |   | 1:32  |



### USA • USA

| Rk                | No | Name              | Aces | Faults | Serve Hits | Total Attempts | Note |
|-------------------|----|-------------------|------|--------|------------|----------------|------|
| 1                 | 2  | Russell Aaron     | 2    | 3      | 5          | 10             | 0.67 |
| 2                 | 3  | Sander Taylor     | 1    | 1      | 14         | 16             | 0.33 |
| 2                 | 1  | Anderson Matthew  | 1    | 2      | 14         | 17             | 0.33 |
| 2                 | 11 | Christenson Micah | 1    | 2      | 6          | 9              | 0.33 |
| -                 | 6  | Lotman Paul       | -    | -      | -          | -              |      |
| -                 | 7  | Shoji Kawika      | -    | -      | -          | -              |      |
| -                 | 9  | Troy Murphy       | -    | -      | -          | -              |      |
| -                 | 10 | Jaeschke Thomas   | -    | -      | -          | -              |      |
| -                 | 12 | Holmes Russell    | -    | -      | -          | -              |      |
| -                 | 20 | Smith David       | -    | -      | -          | -              |      |
| -                 | 21 | Watten Dustin     | -    | -      | -          | -              |      |
| -                 | 22 | Shoji Erik        | -    | -      | -          | -              |      |
| -                 | 17 | Holt Maxwell      | -    | 1      | 8          | 9              |      |
| -                 | 4  | Lee David         | -    | 2      | 11         | 13             |      |
| <b>Others</b>     |    |                   | -    | -      | -          | -              |      |
| <b>Total Team</b> |    |                   | 5    | 11     | 58         | 74             | 1.67 |

**Serve**

Avg. by set

| Team | Opponent errors & Team faults | Aces | Faults | Total Attempts | Note |
|------|-------------------------------|------|--------|----------------|------|
|      | Opponent errors & Team faults | 26   | -      | 26             |      |

| Rk                | No | Name              | Digs | Faults | Receptions | Total Attempts | Note |
|-------------------|----|-------------------|------|--------|------------|----------------|------|
| 1                 | 21 | Watten Dustin     | 6    | 2      | -          | 8              | 2.00 |
| 2                 | 2  | Russell Aaron     | 5    | 1      | 2          | 8              | 1.67 |
| 3                 | 11 | Christenson Micah | 3    | 1      | 4          | 8              | 1.00 |
| 3                 | 1  | Anderson Matthew  | 3    | 4      | 3          | 10             | 1.00 |
| 5                 | 3  | Sander Taylor     | 2    | 2      | 5          | 9              | 0.67 |
| 5                 | 4  | Lee David         | 2    | 2      | -          | 4              | 0.67 |
| -                 | 6  | Lotman Paul       | -    | -      | -          | -              |      |
| -                 | 7  | Shoji Kawika      | -    | -      | -          | -              |      |
| -                 | 9  | Troy Murphy       | -    | -      | -          | -              |      |
| -                 | 10 | Jaeschke Thomas   | -    | -      | -          | -              |      |
| -                 | 12 | Holmes Russell    | -    | -      | -          | -              |      |
| -                 | 20 | Smith David       | -    | -      | -          | -              |      |
| -                 | 22 | Shoji Erik        | -    | -      | -          | -              |      |
| -                 | 17 | Holt Maxwell      | -    | 1      | 1          | 2              |      |
| <b>Others</b>     |    |                   | -    | -      | -          | -              |      |
| <b>Total Team</b> |    |                   | 21   | 13     | 15         | 49             | 7.00 |


**Dig**

Avg. by set



**Match:** 57 **Date:** 19.07.2015 **Spectators:** 4784  
**City:** Rio Janeiro  
**Hall:** Maracanãzinho  
**Match duration:** **Start:** 9:10 **End:** 10:48 **Total:** 1:38

| Teams               | Sets     | 1    | 2    | 3    | 4 | 5 | Total |
|---------------------|----------|------|------|------|---|---|-------|
| <b>USA</b>          | <b>3</b> | 25   | 25   | 25   |   |   | 75    |
| <b>POL</b>          | <b>0</b> | 22   | 23   | 23   |   |   | 68    |
| <b>Set duration</b> |          | 0:28 | 0:33 | 0:31 |   |   | 1:32  |



### USA • USA

**Set**

Avg. by set

| Rk                | No | Name              | Running Sets | Faults | Still Sets | Total Attempts | Note |
|-------------------|----|-------------------|--------------|--------|------------|----------------|------|
| 1                 | 11 | Christenson Micah | 14           | -      | 38         | 52             | 4.67 |
| -                 | 1  | Anderson Matthew  | -            | -      | 1          | 1              |      |
| -                 | 2  | Russell Aaron     | -            | -      | 1          | 1              |      |
| -                 | 3  | Sander Taylor     | -            | -      | -          | -              |      |
| -                 | 4  | Lee David         | -            | -      | -          | -              |      |
| -                 | 6  | Lotman Paul       | -            | -      | -          | -              |      |
| -                 | 7  | Shoji Kawika      | -            | -      | -          | -              |      |
| -                 | 9  | Troy Murphy       | -            | -      | -          | -              |      |
| -                 | 10 | Jaeschke Thomas   | -            | -      | -          | -              |      |
| -                 | 12 | Holmes Russell    | -            | -      | -          | -              |      |
| -                 | 17 | Holt Maxwell      | -            | -      | 2          | 2              |      |
| -                 | 20 | Smith David       | -            | -      | -          | -              |      |
| -                 | 21 | Watten Dustin     | -            | -      | 1          | 1              |      |
| -                 | 22 | Shoji Erik        | -            | -      | -          | -              |      |
| <b>Others</b>     |    |                   | -            | -      | -          | -              |      |
| <b>Total Team</b> |    |                   | 14           | -      | 43         | 57             | 4.67 |

**Reception**

Eff. %  
Limit: 25.00%

| Rk                | No | Name              | Excellents | Faults | Serve Receptions | Total Attempts | Note  |
|-------------------|----|-------------------|------------|--------|------------------|----------------|-------|
| 1                 | 2  | Russell Aaron     | 7          | 2      | 15               | 24             | 20.83 |
| -                 | 3  | Sander Taylor     | 5          | -      | 7                | 12             |       |
| -                 | 21 | Watten Dustin     | 4          | -      | 8                | 12             |       |
| -                 | 17 | Holt Maxwell      | 1          | -      | -                | 1              |       |
| -                 | 4  | Lee David         | -          | -      | -                | -              |       |
| -                 | 6  | Lotman Paul       | -          | -      | -                | -              |       |
| -                 | 7  | Shoji Kawika      | -          | -      | -                | -              |       |
| -                 | 9  | Troy Murphy       | -          | -      | -                | -              |       |
| -                 | 10 | Jaeschke Thomas   | -          | -      | -                | -              |       |
| -                 | 11 | Christenson Micah | -          | -      | -                | -              |       |
| -                 | 12 | Holmes Russell    | -          | -      | -                | -              |       |
| -                 | 20 | Smith David       | -          | -      | -                | -              |       |
| -                 | 22 | Shoji Erik        | -          | -      | -                | -              |       |
| -                 | 1  | Anderson Matthew  | -          | 1      | -                | 1              |       |
| <b>Others</b>     |    |                   | -          | -      | -                | -              |       |
| <b>Total Team</b> |    |                   | 17         | 3      | 30               | 50             | 28.00 |



**Match:** 57 **Date:** 19.07.2015 **Spectators:** 4784  
**City:** Rio Janeiro  
**Hall:** Maracanãzinho  
**Match duration:** **Start:** 9:10 **End:** 10:48 **Total:** 1:38

| Teams               | Sets     | 1    | 2    | 3    | 4 | 5 | Total |
|---------------------|----------|------|------|------|---|---|-------|
| <b>USA</b>          | <b>3</b> | 25   | 25   | 25   |   |   | 75    |
| <b>POL</b>          | <b>0</b> | 22   | 23   | 23   |   |   | 68    |
| <b>Set duration</b> |          | 0:28 | 0:33 | 0:31 |   |   | 1:32  |



### POL • Poland

**Spike**

Succ. %  
Limit: 15.00%

| Rk                | No | Name             | Spikes | Faults | Shots | Total Attempts | Note  |
|-------------------|----|------------------|--------|--------|-------|----------------|-------|
| 1                 | 3  | Konarski Dawid   | 10     | 3      | 3     | 16             | 62.50 |
| 2                 | 20 | Mika Mateusz     | 8      | 1      | 10    | 19             | 42.11 |
| 3                 | 21 | Buszek Rafal     | 5      | 5      | 2     | 12             | 41.67 |
| 4                 | 6  | Kurek Bartosz    | 3      | 3      | 6     | 12             | 25.00 |
| -                 | 13 | Kubiak Michal    | 3      | 2      | 3     | 8              |       |
| -                 | 1  | Nowakowski Piotr | 3      | -      | 3     | 6              |       |
| -                 | 23 | Bieniek Mateusz  | 5      | 1      | -     | 6              |       |
| -                 | 11 | Drzyzga Fabian   | -      | 1      | -     | 1              |       |
| -                 | 8  | Wrona Andrzej    | -      | -      | -     | -              |       |
| -                 | 12 | Lomacz Grzegorz  | -      | -      | -     | -              |       |
| -                 | 15 | Gacek Piotr      | -      | -      | -     | -              |       |
| -                 | 17 | Zatorski Pawel   | -      | -      | -     | -              |       |
| -                 | 18 | Mozdzonek Marcin | -      | -      | -     | -              |       |
| -                 | 25 | Szalpuk Artur    | -      | -      | -     | -              |       |
| <b>Others</b>     |    |                  | -      | -      | -     | -              |       |
| <b>Total Team</b> |    |                  | 37     | 16     | 27    | 80             | 46.25 |

**Block**

Avg. by set

| Rk                | No | Name             | Kill Blocks | Faults | Rebounds | Total Attempts | Note |
|-------------------|----|------------------|-------------|--------|----------|----------------|------|
| 1                 | 1  | Nowakowski Piotr | 3           | 3      | -        | 6              | 1.00 |
| 2                 | 23 | Bieniek Mateusz  | 2           | 2      | 1        | 5              | 0.67 |
| 2                 | 3  | Konarski Dawid   | 2           | 3      | 2        | 7              | 0.67 |
| 4                 | 21 | Buszek Rafal     | 1           | -      | 1        | 2              | 0.33 |
| -                 | 8  | Wrona Andrzej    | -           | -      | -        | -              |      |
| -                 | 11 | Drzyzga Fabian   | -           | -      | -        | -              |      |
| -                 | 15 | Gacek Piotr      | -           | -      | -        | -              |      |
| -                 | 17 | Zatorski Pawel   | -           | -      | -        | -              |      |
| -                 | 18 | Mozdzonek Marcin | -           | -      | -        | -              |      |
| -                 | 25 | Szalpuk Artur    | -           | -      | -        | -              |      |
| -                 | 20 | Mika Mateusz     | -           | 1      | 1        | 2              |      |
| -                 | 6  | Kurek Bartosz    | -           | 2      | -        | 2              |      |
| -                 | 12 | Lomacz Grzegorz  | -           | 3      | -        | 3              |      |
| -                 | 13 | Kubiak Michal    | -           | 2      | -        | 2              |      |
| <b>Others</b>     |    |                  | -           | -      | -        | -              |      |
| <b>Total Team</b> |    |                  | 8           | 16     | 5        | 29             | 2.67 |

**Match:** 57 **Date:** 19.07.2015 **Spectators:** 4784  
**City:** Rio Janeiro  
**Hall:** Maracanãzinho  
**Match duration:** **Start:** 9:10 **End:** 10:48 **Total:** 1:38

| Teams               | Sets     | 1    | 2    | 3    | 4 | 5 | Total |
|---------------------|----------|------|------|------|---|---|-------|
| <b>USA</b>          | <b>3</b> | 25   | 25   | 25   |   |   | 75    |
| <b>POL</b>          | <b>0</b> | 22   | 23   | 23   |   |   | 68    |
| <b>Set duration</b> |          | 0:28 | 0:33 | 0:31 |   |   | 1:32  |



### POL • Poland

| Rk                | No | Name             | Aces | Faults | Serve Hits | Total Attempts | Note |
|-------------------|----|------------------|------|--------|------------|----------------|------|
| 1                 | 20 | Mika Mateusz     | 3    | 4      | 3          | 10             | 1.00 |
| -                 | 1  | Nowakowski Piotr | -    | -      | 9          | 9              |      |
| -                 | 8  | Wrona Andrzej    | -    | -      | -          | -              |      |
| -                 | 13 | Kubiak Michal    | -    | -      | 5          | 5              |      |
| -                 | 15 | Gacek Piotr      | -    | -      | -          | -              |      |
| -                 | 17 | Zatorski Pawel   | -    | -      | -          | -              |      |
| -                 | 18 | Mozdzonek Marcin | -    | -      | -          | -              |      |
| -                 | 25 | Szalpuk Artur    | -    | -      | -          | -              |      |
| -                 | 23 | Bieniek Mateusz  | -    | 2      | 13         | 15             |      |
| -                 | 12 | Lomacz Grzegorz  | -    | 2      | 7          | 9              |      |
| -                 | 21 | Buszek Rafal     | -    | 2      | 4          | 6              |      |
| -                 | 3  | Konarski Dawid   | -    | 5      | 5          | 10             |      |
| -                 | 11 | Drzyzga Fabian   | -    | 1      | 1          | 2              |      |
| -                 | 6  | Kurek Bartosz    | -    | 3      | -          | 3              |      |
| <b>Others</b>     |    |                  | -    | -      | -          | -              |      |
| <b>Total Team</b> |    |                  | 3    | 19     | 47         | 69             | 1.00 |

**Serve**

Avg. by set

| Team | Opponent errors & Team faults | Aces | Faults | Serve Hits | Total Attempts | Note |
|------|-------------------------------|------|--------|------------|----------------|------|
|      | Opponent errors & Team faults | 20   | -      |            | 20             |      |

| Rk                | No | Name             | Digs | Faults | Receptions | Total Attempts | Note |
|-------------------|----|------------------|------|--------|------------|----------------|------|
| 1                 | 17 | Zatorski Pawel   | 5    | 7      | 1          | 13             | 1.67 |
| 2                 | 20 | Mika Mateusz     | 4    | 5      | 1          | 10             | 1.33 |
| 3                 | 21 | Buszek Rafal     | 3    | -      | 1          | 4              | 1.00 |
| 3                 | 3  | Konarski Dawid   | 3    | 1      | 1          | 5              | 1.00 |
| 3                 | 12 | Lomacz Grzegorz  | 3    | 3      | 4          | 10             | 1.00 |
| 6                 | 23 | Bieniek Mateusz  | 2    | -      | 1          | 3              | 0.67 |
| 6                 | 13 | Kubiak Michal    | 2    | 2      | 1          | 5              | 0.67 |
| 8                 | 1  | Nowakowski Piotr | 1    | -      | 2          | 3              | 0.33 |
| 8                 | 6  | Kurek Bartosz    | 1    | 1      | 1          | 3              | 0.33 |
| -                 | 8  | Wrona Andrzej    | -    | -      | -          | -              |      |
| -                 | 11 | Drzyzga Fabian   | -    | -      | 3          | 3              |      |
| -                 | 15 | Gacek Piotr      | -    | -      | -          | -              |      |
| -                 | 18 | Mozdzonek Marcin | -    | -      | -          | -              |      |
| -                 | 25 | Szalpuk Artur    | -    | -      | -          | -              |      |
| <b>Others</b>     |    |                  | -    | -      | -          | -              |      |
| <b>Total Team</b> |    |                  | 24   | 19     | 16         | 59             | 8.00 |

**Dig**

Avg. by set



**Match:** 57 **Date:** 19.07.2015 **Spectators:** 4'784  
**City:** Rio Janeiro  
**Hall:** Maracanãzinho  
**Match duration:** **Start:** 9:10 **End:** 10:48 **Total:** 1:38

| Teams               | Sets     | 1    | 2    | 3    | 4 | 5 | Total     |
|---------------------|----------|------|------|------|---|---|-----------|
| <b>USA</b>          | <b>3</b> | 25   | 25   | 25   |   |   | <b>75</b> |
| <b>POL</b>          | <b>0</b> | 22   | 23   | 23   |   |   | <b>68</b> |
| <b>Set duration</b> |          | 0:28 | 0:33 | 0:31 |   |   | 1:32      |



### POL • Poland

**Set**

Avg. by set

| Rk                | No | Name             | Running Sets | Faults | Still Sets | Total Attempts | Note |
|-------------------|----|------------------|--------------|--------|------------|----------------|------|
| 1                 | 12 | Lomacz Grzegorz  | 11           | -      | 38         | 49             | 3.67 |
| 2                 | 11 | Drzyzga Fabian   | 3            | -      | 14         | 17             | 1.00 |
| -                 | 1  | Nowakowski Piotr | -            | -      | 1          | 1              |      |
| -                 | 3  | Konarski Dawid   | -            | -      | -          | -              |      |
| -                 | 6  | Kurek Bartosz    | -            | -      | -          | -              |      |
| -                 | 8  | Wrona Andrzej    | -            | -      | -          | -              |      |
| -                 | 13 | Kubiak Michal    | -            | -      | -          | -              |      |
| -                 | 15 | Gacek Piotr      | -            | -      | -          | -              |      |
| -                 | 17 | Zatorski Pawel   | -            | -      | 2          | 2              |      |
| -                 | 18 | Mozdzonek Marcin | -            | -      | -          | -              |      |
| -                 | 20 | Mika Mateusz     | -            | -      | 3          | 3              |      |
| -                 | 21 | Buszek Rafal     | -            | -      | 2          | 2              |      |
| -                 | 23 | Bieniek Mateusz  | -            | -      | 2          | 2              |      |
| -                 | 25 | Szalpuk Artur    | -            | -      | -          | -              |      |
| <b>Others</b>     |    |                  | -            | -      | -          | -              |      |
| <b>Total Team</b> |    |                  | 14           | -      | 62         | 76             | 4.67 |

**Reception**

Eff. %  
Limit: 25.00%

| Rk                | No | Name             | Excellents | Faults | Serve Receptions | Total Attempts | Note  |
|-------------------|----|------------------|------------|--------|------------------|----------------|-------|
| 1                 | 20 | Mika Mateusz     | 11         | 2      | 15               | 28             | 32.14 |
| -                 | 13 | Kubiak Michal    | 2          | 1      | 9                | 12             |       |
| -                 | 17 | Zatorski Pawel   | 3          | -      | 8                | 11             |       |
| -                 | 1  | Nowakowski Piotr | 1          | -      | -                | 1              |       |
| -                 | 11 | Drzyzga Fabian   | -          | -      | 1                | 1              |       |
| -                 | 3  | Konarski Dawid   | -          | -      | -                | -              |       |
| -                 | 6  | Kurek Bartosz    | -          | -      | -                | -              |       |
| -                 | 8  | Wrona Andrzej    | -          | -      | -                | -              |       |
| -                 | 12 | Lomacz Grzegorz  | -          | -      | -                | -              |       |
| -                 | 15 | Gacek Piotr      | -          | -      | -                | -              |       |
| -                 | 18 | Mozdzonek Marcin | -          | -      | -                | -              |       |
| -                 | 25 | Szalpuk Artur    | -          | -      | -                | -              |       |
| -                 | 21 | Buszek Rafal     | -          | 1      | 8                | 9              |       |
| -                 | 23 | Bieniek Mateusz  | -          | 1      | -                | 1              |       |
| <b>Others</b>     |    |                  | -          | -      | -                | -              |       |
| <b>Total Team</b> |    |                  | 17         | 5      | 41               | 63             | 19.05 |

