

**Match:** 47 **Date:** 03.07.2015 **Spectators:** 14'248  
**City:** Krakow  
**Hall:** Tauron Arena  
**Match duration:** **Start:** 20:25 **End:** 23:02 **Total:** 2:37

Teams	Sets	1	2	3	4	5	Total
<b>POL</b>	<b>3</b>	19	25	21	25	15	105
<b>USA</b>	<b>2</b>	25	22	25	20	12	104
<b>Set duration</b>		0:26	0:31	0:33	0:31	0:17	2:18



### POL • Poland

**Spike**

Succ. %  
Limit: 15.00%

Rk	No	Name	Spikes	Faults	Shots	Total Attempts	Note
1	13	Kubiak Michal	14	4	6	24	58.33
2	20	Mika Mateusz	13	5	6	24	54.17
3	6	Kurek Bartosz	17	7	11	35	48.57
-	23	Bieniek Mateusz	6	-	4	10	
-	1	Nowakowski Piotr	4	-	2	6	
-	8	Wrona Andrzej	1	-	1	2	
-	3	Konarski Dawid	1	-	-	1	
-	4	Jarosz Jakub	-	-	-	-	
-	11	Drzyzga Fabian	-	-	-	-	
-	12	Lomacz Grzegorz	-	-	-	-	
-	15	Gacek Piotr	-	-	-	-	
-	17	Zatorski Pawel	-	-	-	-	
-	21	Buszek Rafal	-	-	-	-	
-	25	Szalpuk Artur	-	-	-	-	
<b>Others</b>			-	-	-	-	
<b>Total Team</b>			56	16	30	102	54.90

**Block**

Avg. by set

Rk	No	Name	Kill Blocks	Faults	Rebounds	Total Attempts	Note
1	11	Drzyzga Fabian	3	6	4	13	0.60
1	1	Nowakowski Piotr	3	12	1	16	0.60
3	13	Kubiak Michal	2	7	6	15	0.40
4	3	Konarski Dawid	1	-	-	1	0.20
4	6	Kurek Bartosz	1	4	2	7	0.20
4	23	Bieniek Mateusz	1	15	2	18	0.20
-	4	Jarosz Jakub	-	-	-	-	
-	12	Lomacz Grzegorz	-	-	-	-	
-	15	Gacek Piotr	-	-	-	-	
-	17	Zatorski Pawel	-	-	-	-	
-	21	Buszek Rafal	-	-	-	-	
-	25	Szalpuk Artur	-	-	-	-	
-	8	Wrona Andrzej	-	6	2	8	
-	20	Mika Mateusz	-	2	-	2	
<b>Others</b>			-	-	-	-	
<b>Total Team</b>			11	52	17	80	2.20



**Match:** 47 **Date:** 03.07.2015 **Spectators:** 14'248  
**City:** Krakow  
**Hall:** Tauron Arena  
**Match duration:** **Start:** 20:25 **End:** 23:02 **Total:** 2:37

Teams	Sets	1	2	3	4	5	Total
<b>POL</b>	<b>3</b>	19	25	21	25	15	105
<b>USA</b>	<b>2</b>	25	22	25	20	12	104
<b>Set duration</b>		0:26	0:31	0:33	0:31	0:17	2:18



### POL • Poland

Rk	No	Name	Aces	Faults	Serve Hits	Total Attempts	Note
1	6	Kurek Bartosz	3	5	13	21	0.60
2	13	Kubiak Michal	1	3	11	15	0.20
2	20	Mika Mateusz	1	5	10	16	0.20
-	3	Konarski Dawid	-	-	1	1	
-	12	Lomacz Grzegorz	-	-	-	-	
-	15	Gacek Piotr	-	-	-	-	
-	17	Zatorski Pawel	-	-	-	-	
-	21	Buszek Rafal	-	-	-	-	
-	25	Szalpuk Artur	-	-	-	-	
-	1	Nowakowski Piotr	-	2	15	17	
-	11	Drzyzga Fabian	-	4	16	20	
-	8	Wrona Andrzej	-	1	3	4	
-	23	Bieniek Mateusz	-	5	5	10	
-	4	Jarosz Jakub	-	1	-	1	
<b>Others</b>			-	-	-	-	
<b>Total Team</b>			5	26	74	105	1.00

**Serve**

Avg. by set

Team	Opponent errors & Team faults	Aces	Faults	Total Attempts
		33	-	33

Rk	No	Name	Digs	Faults	Receptions	Total Attempts	Note
1	6	Kurek Bartosz	12	-	-	12	2.40
1	17	Zatorski Pawel	12	2	2	16	2.40
3	13	Kubiak Michal	11	1	1	13	2.20
4	11	Drzyzga Fabian	8	1	1	10	1.60
5	20	Mika Mateusz	4	2	-	6	0.80
6	1	Nowakowski Piotr	2	-	-	2	0.40
7	8	Wrona Andrzej	1	-	-	1	0.20
7	23	Bieniek Mateusz	1	-	-	1	0.20
-	3	Konarski Dawid	-	-	-	-	
-	4	Jarosz Jakub	-	-	-	-	
-	12	Lomacz Grzegorz	-	-	-	-	
-	15	Gacek Piotr	-	-	-	-	
-	21	Buszek Rafal	-	-	-	-	
-	25	Szalpuk Artur	-	-	-	-	
<b>Others</b>			-	-	-	-	
<b>Total Team</b>			51	6	4	61	10.20

**Dig**

Avg. by set



**Match:** 47 **Date:** 03.07.2015 **Spectators:** 14'248  
**City:** Krakow  
**Hall:** Tauron Arena  
**Match duration:** **Start:** 20:25 **End:** 23:02 **Total:** 2:37

Teams	Sets	1	2	3	4	5	Total
<b>POL</b>	<b>3</b>	19	25	21	25	15	105
<b>USA</b>	<b>2</b>	25	22	25	20	12	104
<b>Set duration</b>		0:26	0:31	0:33	0:31	0:17	2:18



### POL • Poland

**Set**

Avg. by set

Rk	No	Name	Running Sets	Faults	Still Sets	Total Attempts	Note
1	11	Drzyzga Fabian	36	-	44	80	7.20
2	12	Lomacz Grzegorz	2	-	-	2	0.40
-	1	Nowakowski Piotr	-	-	-	-	
-	3	Konarski Dawid	-	-	-	-	
-	4	Jarosz Jakub	-	-	-	-	
-	6	Kurek Bartosz	-	-	-	-	
-	8	Wrona Andrzej	-	-	-	-	
-	13	Kubiak Michal	-	-	1	1	
-	15	Gacek Piotr	-	-	-	-	
-	17	Zatorski Pawel	-	-	-	-	
-	20	Mika Mateusz	-	-	-	-	
-	21	Buszek Rafal	-	-	-	-	
-	23	Bieniek Mateusz	-	-	-	-	
-	25	Szalpuk Artur	-	-	-	-	
<b>Others</b>			-	-	-	-	
<b>Total Team</b>			38	-	45	83	7.60

**Reception**

Eff. %  
Limit: 25.00%

Rk	No	Name	Excellents	Faults	Serve Receptions	Total Attempts	Note
1	13	Kubiak Michal	17	1	11	29	55.17
2	20	Mika Mateusz	8	3	18	29	17.24
-	17	Zatorski Pawel	9	-	8	17	
-	21	Buszek Rafal	2	-	-	2	
-	1	Nowakowski Piotr	-	-	1	1	
-	6	Kurek Bartosz	-	-	1	1	
-	11	Drzyzga Fabian	-	-	1	1	
-	3	Konarski Dawid	-	-	-	-	
-	4	Jarosz Jakub	-	-	-	-	
-	8	Wrona Andrzej	-	-	-	-	
-	12	Lomacz Grzegorz	-	-	-	-	
-	15	Gacek Piotr	-	-	-	-	
-	23	Bieniek Mateusz	-	-	-	-	
-	25	Szalpuk Artur	-	-	-	-	
<b>Others</b>			-	-	-	-	
<b>Total Team</b>			36	4	40	80	40.00






# P-3 VOLLEYBALL • Match players ranking



FIVB Men's Volleyball World League 2015  
Pool B-Intercontinental Round

**Match:** 47 **Date:** 03.07.2015 **Spectators:** 14'248  
**City:** Krakow  
**Hall:** Tauron Arena  
**Match duration:** **Start:** 20:25 **End:** 23:02 **Total:** 2:37

Teams	Sets	1	2	3	4	5	Total
<b>POL</b>	<b>3</b>	19	25	21	25	15	105
<b>USA</b>	<b>2</b>	25	22	25	20	12	104
<b>Set duration</b>		0:26	0:31	0:33	0:31	0:17	2:18



## USA • USA



**Spike**

Succ. %  
Limit: 15.00%

Rk	No	Name	Spikes	Faults	Shots	Total Attempts	Note
1	3	Sander Taylor	16	3	7	26	61.54
2	1	Anderson Matthew	15	5	7	27	55.56
3	2	Russell Aaron	12	8	6	26	46.15
-	4	Lee David	8	-	1	9	
-	20	Smith David	2	1	3	6	
-	11	Christenson Micah	2	-	1	3	
-	6	Lotman Paul	-	-	-	-	
-	7	Shoji Kawika	-	-	-	-	
-	8	Priddy William	-	-	-	-	
-	9	Troy Murphy	-	-	-	-	
-	10	Jaeschke Thomas	-	-	-	-	
-	12	Holmes Russell	-	-	-	-	
-	17	Holt Maxwell	-	-	-	-	
-	22	Shoji Erik	-	-	-	-	
<b>Others</b>			-	-	-	-	
<b>Total Team</b>			55	17	25	97	56.70



**Block**


Avg. by set

Rk	No	Name	Kill Blocks	Faults	Rebounds	Total Attempts	Note
1	4	Lee David	3	11	7	21	0.60
2	3	Sander Taylor	1	2	2	5	0.20
2	1	Anderson Matthew	1	6	3	10	0.20
2	11	Christenson Micah	1	9	5	15	0.20
2	20	Smith David	1	16	4	21	0.20
2	2	Russell Aaron	1	7	1	9	0.20
-	6	Lotman Paul	-	-	-	-	
-	7	Shoji Kawika	-	-	-	-	
-	8	Priddy William	-	-	-	-	
-	9	Troy Murphy	-	-	-	-	
-	10	Jaeschke Thomas	-	-	-	-	
-	12	Holmes Russell	-	-	-	-	
-	17	Holt Maxwell	-	-	-	-	
-	22	Shoji Erik	-	-	-	-	
<b>Others</b>			-	-	-	-	
<b>Total Team</b>			8	51	22	81	1.60



**Match:** 47 **Date:** 03.07.2015 **Spectators:** 14'248  
**City:** Krakow  
**Hall:** Tauron Arena  
**Match duration:** **Start:** 20:25 **End:** 23:02 **Total:** 2:37

Teams	Sets	1	2	3	4	5	Total
<b>POL</b>	<b>3</b>	19	25	21	25	15	105
<b>USA</b>	<b>2</b>	25	22	25	20	12	104
<b>Set duration</b>		0:26	0:31	0:33	0:31	0:17	2:18



### USA • USA

Rk	No	Name	Aces	Faults	Serve Hits	Total Attempts	Note
1	11	Christenson Micah	2	4	9	15	0.40
2	4	Lee David	1	1	19	21	0.20
2	20	Smith David	1	3	15	19	0.20
-	6	Lotman Paul	-	-	-	-	
-	7	Shoji Kawika	-	-	-	-	
-	8	Priddy William	-	-	-	-	
-	9	Troy Murphy	-	-	-	-	
-	10	Jaeschke Thomas	-	-	-	-	
-	17	Holt Maxwell	-	-	-	-	
-	22	Shoji Erik	-	-	-	-	
-	1	Anderson Matthew	-	3	14	17	
-	3	Sander Taylor	-	6	11	17	
-	2	Russell Aaron	-	5	6	11	
-	12	Holmes Russell	-	2	2	4	
<b>Others</b>			-	-	-	-	
<b>Total Team</b>			4	24	76	104	0.80

**Serve**

Avg. by set

Team	Opponent errors & Team faults	Aces	Faults	Total Attempts
		37	-	37

Rk	No	Name	Digs	Faults	Receptions	Total Attempts	Note
1	22	Shoji Erik	15	-	2	17	3.00
2	1	Anderson Matthew	9	1	1	11	1.80
3	11	Christenson Micah	7	2	2	11	1.40
4	4	Lee David	4	2	-	6	0.80
5	2	Russell Aaron	3	1	1	5	0.60
5	3	Sander Taylor	3	1	-	4	0.60
7	20	Smith David	2	1	-	3	0.40
-	6	Lotman Paul	-	-	-	-	
-	7	Shoji Kawika	-	-	-	-	
-	8	Priddy William	-	-	-	-	
-	9	Troy Murphy	-	-	-	-	
-	10	Jaeschke Thomas	-	-	-	-	
-	12	Holmes Russell	-	-	-	-	
-	17	Holt Maxwell	-	-	-	-	
<b>Others</b>			-	-	-	-	
<b>Total Team</b>			43	8	6	57	8.60


**Dig**

Avg. by set



**Match:** 47 **Date:** 03.07.2015 **Spectators:** 14'248  
**City:** Krakow  
**Hall:** Tauron Arena  
**Match duration:** **Start:** 20:25 **End:** 23:02 **Total:** 2:37

Teams	Sets	1	2	3	4	5	Total
<b>POL</b>	<b>3</b>	19	25	21	25	15	105
<b>USA</b>	<b>2</b>	25	22	25	20	12	104
<b>Set duration</b>		0:26	0:31	0:33	0:31	0:17	2:18



### USA • USA

**Set**

Avg. by set

Rk	No	Name	Running Sets	Faults	Still Sets	Total Attempts	Note
1	11	Christenson Micah	33	-	43	76	6.60
-	1	Anderson Matthew	-	-	-	-	
-	2	Russell Aaron	-	-	-	-	
-	3	Sander Taylor	-	-	-	-	
-	4	Lee David	-	-	-	-	
-	6	Lotman Paul	-	-	-	-	
-	7	Shoji Kawika	-	-	-	-	
-	8	Priddy William	-	-	-	-	
-	9	Troy Murphy	-	-	-	-	
-	10	Jaeschke Thomas	-	-	-	-	
-	12	Holmes Russell	-	-	-	-	
-	17	Holt Maxwell	-	-	-	-	
-	20	Smith David	-	-	-	-	
-	22	Shoji Erik	-	-	-	-	
<b>Others</b>			-	-	-	-	
<b>Total Team</b>			33	-	43	76	6.60

**Reception**

Eff. %  
Limit: 25.00%

Rk	No	Name	Excellents	Faults	Serve Receptions	Total Attempts	Note
1	3	Sander Taylor	17	1	12	30	53.33
2	22	Shoji Erik	12	2	8	22	45.45
-	2	Russell Aaron	5	1	7	13	
-	1	Anderson Matthew	5	1	5	11	
-	4	Lee David	1	-	1	2	
-	20	Smith David	-	-	1	1	
-	6	Lotman Paul	-	-	-	-	
-	7	Shoji Kawika	-	-	-	-	
-	8	Priddy William	-	-	-	-	
-	9	Troy Murphy	-	-	-	-	
-	10	Jaeschke Thomas	-	-	-	-	
-	11	Christenson Micah	-	-	-	-	
-	12	Holmes Russell	-	-	-	-	
-	17	Holt Maxwell	-	-	-	-	
<b>Others</b>			-	-	-	-	
<b>Total Team</b>			40	5	34	79	44.30

