


**Match:** 22 **Date:** 13.06.2015 **Spectators:** 10'000  
**City:** Hoffman Estates IL  
**Hall:** Sears Center  
**Match duration:** **Start:** 19:10 **End:** 21:23 **Total:** 2:13

Teams	Sets	1	2	3	4	5	Total
<b>USA</b>	<b>3</b>	23	25	25	25		98
<b>POL</b>	<b>1</b>	25	23	15	17		80
<b>Set duration</b>		0:30	0:39	0:27	0:28		2:04



### USA • USA

**Spike**

Succ. %  
Limit: 15.00%

Rk	No	Name	Spikes	Faults	Shots	Total Attempts	Note
1	2	Russell Aaron	19	1	3	23	82.61
2	1	Anderson Matthew	11	5	10	26	42.31
3	9	Troy Murphy	10	5	10	25	40.00
-	20	Smith David	6	-	4	10	
-	17	Holt Maxwell	4	1	4	9	
-	11	Christenson Micah	2	-	2	4	
-	10	Jaeschke Thomas	1	-	-	1	
-	4	Lee David	-	-	-	-	
-	6	Lotman Paul	-	-	-	-	
-	7	Shoji Kawika	-	-	-	-	
-	8	Priddy William	-	-	-	-	
-	12	Holmes Russell	-	-	-	-	
-	15	Clark Carson	-	-	-	-	
-	22	Shoji Erik	-	-	-	-	
<b>Others</b>			-	-	-	-	
<b>Total Team</b>			53	12	33	98	54.08

**Block**


Avg. by set

Rk	No	Name	Kill Blocks	Faults	Rebounds	Total Attempts	Note
1	11	Christenson Micah	5	1	2	8	1.25
1	17	Holt Maxwell	5	2	3	10	1.25
3	2	Russell Aaron	1	3	1	5	0.25
-	4	Lee David	-	-	-	-	
-	6	Lotman Paul	-	-	-	-	
-	7	Shoji Kawika	-	-	-	-	
-	8	Priddy William	-	-	-	-	
-	9	Troy Murphy	-	-	2	2	
-	10	Jaeschke Thomas	-	-	-	-	
-	12	Holmes Russell	-	-	-	-	
-	15	Clark Carson	-	-	-	-	
-	22	Shoji Erik	-	-	-	-	
-	20	Smith David	-	2	1	3	
-	1	Anderson Matthew	-	4	-	4	
<b>Others</b>			-	-	-	-	
<b>Total Team</b>			11	12	9	32	2.75



**Match:** 22 **Date:** 13.06.2015 **Spectators:** 10'000  
**City:** Hoffman Estates IL  
**Hall:** Sears Center  
**Match duration:** **Start:** 19:10 **End:** 21:23 **Total:** 2:13

Teams	Sets	1	2	3	4	5	Total
<b>USA</b>	<b>3</b>	23	25	25	25		98
<b>POL</b>	<b>1</b>	25	23	15	17		80
<b>Set duration</b>		0:30	0:39	0:27	0:28		2:04



### USA • USA

Rk	No	Name	Aces	Faults	Serve Hits	Total Attempts	Note
1	1	Anderson Matthew	3	4	13	20	0.75
2	20	Smith David	2	6	14	22	0.50
-	4	Lee David	-	-	-	-	
-	6	Lotman Paul	-	-	-	-	
-	7	Shoji Kawika	-	-	-	-	
-	8	Priddy William	-	-	-	-	
-	10	Jaeschke Thomas	-	-	-	-	
-	12	Holmes Russell	-	-	4	4	
-	15	Clark Carson	-	-	-	-	
-	22	Shoji Erik	-	-	-	-	
-	9	Troy Murphy	-	5	13	18	
-	17	Holt Maxwell	-	3	7	10	
-	2	Russell Aaron	-	4	8	12	
-	11	Christenson Micah	-	5	6	11	
<b>Others</b>			-	-	-	-	
<b>Total Team</b>			5	27	65	97	1.25

**Serve**

Avg. by set

Team	Opponent errors & Team faults	Aces	Faults	Total Attempts
		29	-	29

Rk	No	Name	Digs	Faults	Receptions	Total Attempts	Note
1	22	Shoji Erik	10	1	-	11	2.50
2	2	Russell Aaron	7	1	2	10	1.75
2	1	Anderson Matthew	7	1	-	8	1.75
4	11	Christenson Micah	5	2	-	7	1.25
5	20	Smith David	4	-	-	4	1.00
5	9	Troy Murphy	4	4	-	8	1.00
7	17	Holt Maxwell	3	1	-	4	0.75
-	4	Lee David	-	-	-	-	
-	6	Lotman Paul	-	-	-	-	
-	7	Shoji Kawika	-	-	-	-	
-	8	Priddy William	-	-	-	-	
-	10	Jaeschke Thomas	-	-	-	-	
-	12	Holmes Russell	-	-	-	-	
-	15	Clark Carson	-	-	-	-	
<b>Others</b>			-	-	-	-	
<b>Total Team</b>			40	10	2	52	10.00


**Dig**

Avg. by set



**Match:** 22 **Date:** 13.06.2015 **Spectators:** 10'000  
**City:** Hoffman Estates IL  
**Hall:** Sears Center  
**Match duration:** **Start:** 19:10 **End:** 21:23 **Total:** 2:13

Teams	Sets	1	2	3	4	5	Total
<b>USA</b>	<b>3</b>	23	25	25	25		98
<b>POL</b>	<b>1</b>	25	23	15	17		80
<b>Set duration</b>		0:30	0:39	0:27	0:28		2:04



### USA • USA

**Set**

Avg. by set

Rk	No	Name	Running Sets	Faults	Still Sets	Total Attempts	Note
1	11	Christenson Micah	24	-	52	76	6.00
-	1	Anderson Matthew	-	-	-	-	
-	2	Russell Aaron	-	-	2	2	
-	4	Lee David	-	-	-	-	
-	6	Lotman Paul	-	-	-	-	
-	7	Shoji Kawika	-	-	-	-	
-	8	Priddy William	-	-	-	-	
-	9	Troy Murphy	-	-	-	-	
-	10	Jaeschke Thomas	-	-	-	-	
-	12	Holmes Russell	-	-	-	-	
-	15	Clark Carson	-	-	-	-	
-	17	Holt Maxwell	-	-	-	-	
-	20	Smith David	-	-	3	3	
-	22	Shoji Erik	-	-	5	5	
<b>Others</b>			-	-	-	-	
<b>Total Team</b>			24	-	62	86	6.00

**Reception**

Eff. %  
Limit: 25.00%

Rk	No	Name	Excellents	Faults	Serve Receptions	Total Attempts	Note
1	22	Shoji Erik	21	2	4	27	70.37
2	1	Anderson Matthew	13	4	3	20	45.00
-	2	Russell Aaron	13	1	1	15	
-	11	Christenson Micah	1	-	-	1	
-	20	Smith David	1	-	-	1	
-	4	Lee David	-	-	-	-	
-	6	Lotman Paul	-	-	-	-	
-	7	Shoji Kawika	-	-	-	-	
-	8	Priddy William	-	-	-	-	
-	9	Troy Murphy	-	-	-	-	
-	10	Jaeschke Thomas	-	-	-	-	
-	12	Holmes Russell	-	-	-	-	
-	15	Clark Carson	-	-	-	-	
-	17	Holt Maxwell	-	-	-	-	
<b>Others</b>			-	-	-	-	
<b>Total Team</b>			49	7	8	64	65.63



**Match:** 22 **Date:** 13.06.2015 **Spectators:** 10'000  
**City:** Hoffman Estates IL  
**Hall:** Sears Center  
**Match duration:** **Start:** 19:10 **End:** 21:23 **Total:** 2:13

Teams	Sets	1	2	3	4	5	Total
<b>USA</b>	<b>3</b>	23	25	25	25		98
<b>POL</b>	<b>1</b>	25	23	15	17		80
<b>Set duration</b>		0:30	0:39	0:27	0:28		2:04



### POL • Poland

**Spike**

Succ. %  
Limit: 15.00%

Rk	No	Name	Spikes	Faults	Shots	Total Attempts	Note
1	6	Kurek Bartosz	12	7	11	30	40.00
2	13	Kubiak Michal	7	6	5	18	38.89
3	20	Mika Mateusz	3	5	8	16	18.75
-	23	Bieniek Mateusz	4	1	3	8	
-	1	Nowakowski Piotr	4	1	2	7	
-	21	Buszek Rafal	4	1	2	7	
-	11	Drzyzga Fabian	2	-	-	2	
-	4	JAROSZ Jakub	-	2	-	2	
-	8	Wrona Andrzej	-	-	-	-	
-	12	LOMACZ Grzegorz	-	-	-	-	
-	15	GACEK Piotr	-	-	-	-	
-	17	Zatorski Pawel	-	-	-	-	
-	18	Mozdzonek Marcin	-	-	-	-	
-	22	Bednorz Bartosz	-	-	-	-	
<b>Others</b>			-	-	-	-	
<b>Total Team</b>			36	23	31	90	40.00

**Block**

Avg. by set

Rk	No	Name	Kill Blocks	Faults	Rebounds	Total Attempts	Note
1	1	Nowakowski Piotr	4	2	2	8	1.00
2	23	Bieniek Mateusz	2	2	-	4	0.50
-	6	Kurek Bartosz	-	-	-	-	
-	8	Wrona Andrzej	-	-	-	-	
-	11	Drzyzga Fabian	-	-	1	1	
-	12	LOMACZ Grzegorz	-	-	-	-	
-	15	GACEK Piotr	-	-	-	-	
-	17	Zatorski Pawel	-	-	-	-	
-	18	Mozdzonek Marcin	-	-	-	-	
-	20	Mika Mateusz	-	-	-	-	
-	22	Bednorz Bartosz	-	-	-	-	
-	4	JAROSZ Jakub	-	1	-	1	
-	13	Kubiak Michal	-	4	-	4	
-	21	Buszek Rafal	-	1	-	1	
<b>Others</b>			-	-	-	-	
<b>Total Team</b>			6	10	3	19	1.50



**Match:** 22 **Date:** 13.06.2015 **Spectators:** 10'000  
**City:** Hoffman Estates IL  
**Hall:** Sears Center  
**Match duration:** **Start:** 19:10 **End:** 21:23 **Total:** 2:13

Teams	Sets	1	2	3	4	5	Total
<b>USA</b>	<b>3</b>	23	25	25	25		98
<b>POL</b>	<b>1</b>	25	23	15	17		80
<b>Set duration</b>		0:30	0:39	0:27	0:28		2:04



### POL • Poland

Rk	No	Name	Aces	Faults	Serve Hits	Total Attempts	Note
1	13	Kubiak Michal	1	1	12	14	0.25
1	23	Bieniek Mateusz	1	3	12	16	0.25
1	20	Mika Mateusz	1	2	7	10	0.25
1	1	Nowakowski Piotr	1	3	7	11	0.25
1	6	Kurek Bartosz	1	3	7	11	0.25
-	8	Wrona Andrzej	-	-	1	1	
-	12	LOMACZ Grzegorz	-	-	1	1	
-	15	GACEK Piotr	-	-	-	-	
-	17	Zatorski Pawel	-	-	-	-	
-	18	Mozdzonek Marcin	-	-	-	-	
-	22	Bednorz Bartosz	-	-	-	-	
-	21	Buszek Rafal	-	1	6	7	
-	11	Drzyzga Fabian	-	3	6	9	
-	4	JAROSZ Jakub	-	1	-	1	
<b>Others</b>			-	-	-	-	
<b>Total Team</b>			5	17	59	81	1.25

**Serve**

Avg. by set

Team	Opponent errors & Team faults	Aces	Faults	Total Attempts
		33	-	33

Rk	No	Name	Digs	Faults	Receptions	Total Attempts	Note
1	13	Kubiak Michal	11	2	1	14	2.75
2	11	Drzyzga Fabian	10	2	-	12	2.50
3	6	Kurek Bartosz	7	-	-	7	1.75
4	17	Zatorski Pawel	5	3	1	9	1.25
5	8	Wrona Andrzej	1	-	-	1	0.25
-	4	JAROSZ Jakub	-	-	-	-	
-	12	LOMACZ Grzegorz	-	-	-	-	
-	15	GACEK Piotr	-	-	-	-	
-	18	Mozdzonek Marcin	-	-	-	-	
-	20	Mika Mateusz	-	-	-	-	
-	21	Buszek Rafal	-	-	-	-	
-	22	Bednorz Bartosz	-	-	-	-	
-	1	Nowakowski Piotr	-	1	-	1	
-	23	Bieniek Mateusz	-	1	-	1	
<b>Others</b>			-	-	-	-	
<b>Total Team</b>			34	9	2	45	8.50

**Dig**

Avg. by set



**Match:** 22 **Date:** 13.06.2015 **Spectators:** 10'000  
**City:** Hoffman Estates IL  
**Hall:** Sears Center  
**Match duration:** **Start:** 19:10 **End:** 21:23 **Total:** 2:13

Teams	Sets	1	2	3	4	5	Total
<b>USA</b>	<b>3</b>	23	25	25	25		98
<b>POL</b>	<b>1</b>	25	23	15	17		80
<b>Set duration</b>		0:30	0:39	0:27	0:28		2:04



### POL • Poland

**Set**

Avg. by set

Rk	No	Name	Running Sets	Faults	Still Sets	Total Attempts	Note
1	11	Drzyzga Fabian	14	-	53	67	3.50
-	1	Nowakowski Piotr	-	-	-	-	
-	4	JAROSZ Jakub	-	-	-	-	
-	6	Kurek Bartosz	-	-	1	1	
-	8	Wrona Andrzej	-	-	-	-	
-	12	LOMACZ Grzegorz	-	-	6	6	
-	13	Kubiak Michal	-	-	2	2	
-	15	GACEK Piotr	-	-	-	-	
-	17	Zatorski Pawel	-	-	5	5	
-	18	Mozdzonek Marcin	-	-	-	-	
-	20	Mika Mateusz	-	-	2	2	
-	21	Buszek Rafal	-	-	1	1	
-	22	Bednorz Bartosz	-	-	-	-	
-	23	Bieniek Mateusz	-	-	-	-	
<b>Others</b>			-	-	-	-	
<b>Total Team</b>			14	-	70	84	3.50

**Reception**

Eff. %  
Limit: 25.00%

Rk	No	Name	Excellents	Faults	Serve Receptions	Total Attempts	Note
1	17	Zatorski Pawel	18	1	3	22	77.27
2	20	Mika Mateusz	22	4	2	28	64.29
-	13	Kubiak Michal	8	3	4	15	
-	21	Buszek Rafal	3	-	2	5	
-	1	Nowakowski Piotr	-	-	-	-	
-	4	JAROSZ Jakub	-	-	-	-	
-	6	Kurek Bartosz	-	-	-	-	
-	8	Wrona Andrzej	-	-	-	-	
-	11	Drzyzga Fabian	-	-	-	-	
-	12	LOMACZ Grzegorz	-	-	-	-	
-	15	GACEK Piotr	-	-	-	-	
-	18	Mozdzonek Marcin	-	-	-	-	
-	22	Bednorz Bartosz	-	-	-	-	
-	23	Bieniek Mateusz	-	-	-	-	
<b>Others</b>			-	-	-	-	
<b>Total Team</b>			51	8	11	70	61.43

